


FCC ID: 2AI4T-XDKMP0

Test Setup Photos


- ### 1. Conducted emission main's port front view




- ## 2. Conducted emission main's port side view




3. Radiated emission (9KHz-30MHz)




4. Radiated emission (30MHz-1GHz)



5. Radiated emission (above 1GHz)



6. RF measurement setup





(NFC, 125KHz)