



SP-0227-AST2 IM

Size: 322.5(w) x 100(h) mm




Instruction Manual

Thank you for purchasing the Reverb Wireless Speaker. This manual provides more information about this wireless speaker, please read the instructions before using.



5W SUPERIOR SOUND

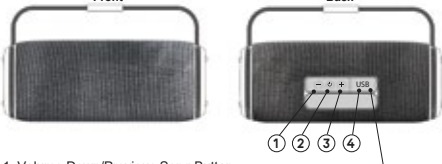
IPX4 WATER RESISTANT



Product Overview

Front

Back



1. Volume Down/Previous Song Button

2. Power/Bluetooth/FM Radio Mode Button

3. Volume Up/Next Song Button

4. Water Resistant Cover (Inside have USB Type-C Charging Port)

LED Indicator

When open the water resistant cover

Package Contents

Includes: 1(One) Reverb Wireless Speaker
3.54in. x 7.87in. x 3.54in. (8.5cm x 23cm x 8.5cm)
1(One) Charging Cable 11.8in. (30cm) / 1(One) Instruction Manual

Power On/Off

Power on: Press and hold 2 second on the Power Button.
Power off: Press and hold 2 second on the Power Button.
Note: Always power off the speaker when not in use.

Pair Wireless speaker with your mobile device

1. Keep the distance between your wireless speaker and mobile phone (or other devices) within 32.8 Feet.

2. Power on the wireless speaker.

3. Activate the Bluetooth function on your phone within range and select "BT REVERB SPK" from the list shown.

4. You will hear a beep sound when pairing is successful.

Reconnect Wireless speaker to your mobile device

When powered on, the wireless speaker will automatically connect with the last successfully paired device.

Charging your Wireless speaker

⚠ For your safety, please always use appropriate 5V output charger/Adapter to charge the product. **DO NOT USE** Quick Charging USB Adapter to charge the product, as it might damage the product.

1. Use the USB Type-C charging cable provided with this wireless speaker.

2. Open the water resistant cover, connect the USB plug to a USB port on wall adapter, then connect the USB Type-C plug to USB Type-C charging port on the speaker to begin charging.

3. The LED Indicator will turn red while charging and will turn off once fully charged.

NOTE:

• You must select a qualified charger from a regular manufacturer.

• You must charge the Wireless speaker if it has been not used for more than 6 months.

USB Plug

USB Type-C Charging Plug

⚠ CAUTION: The USB Type-C charging cable included with this item is intended for use with this product. Only use the included USB Type-C charging cable to charge this product.

USB Type-C Charging Cable rating 5V/1A Max.

Bluetooth Speaker Mode

Play/Pause: Short press the Power Button once.

Next Track: Short press the "+" Button

Previous Track: Short press the "-" Button

Volume Up: Long press the "+" Button

Volume Down: Long press the "-" Button

FM Radio Mode

Switch to FM Radio Mode: Short press the Power Button 2 times.

Short press the Power Button 2 times again will back to Bluetooth Speaker mode.

Auto Scan: Short press the Power Button.

Next Channel: Short press the "+" Button

Previous Channel: Short press the "-" Button

Volume Up: Long press the "+" Button

Volume Down: Long press the "-" Button

Technical specification

Specifications:

Driver Diameter: 52 mm

Impedance: 4 Ohms

Power Supply: Li-Ion Battery 3.7V 500 mAh

Playtime: 1.5-2 Hours

Charging Time: 1.5-2 Hours

Bluetooth Range: 32 Feet

Bluetooth Version: 5.3

USB Type-C Charging Cable Included

FM Radio Mode

IPX4 Water Resistant

FAQ

♦ If the Wireless speaker cannot be paired with your device, please try the following:

Ensure that your speaker is in pairing mode or reconnection mode.

Ensure that Bluetooth search function of your mobile device is activated.

♦ If the Wireless speaker cannot be recharged:

If you use a power outlet, ensure that the power supply is connected securely and the outlet works. If you use a computer, ensure that it is connected and the USB port is powered.

⚠ Safety instructions for the lithium battery and charging the product

-The input voltage to the product is DC 5V 1A.

-In order to charge the product in safe manner and reliable conditions, please only adopt certified appropriate charger/adapter for charging the product.

-Only charge the product at ambient temperatures between 10°C/50°F and 40°C/104 °F.

- Do not heat above 70°C/158°F, eg. Do not expose to sunlight or throw into fire.

-Switch off the product after use.

-Please note that we won't take any responsibility for any wrong operation (eg. Voltage higher than 5V) as this may result in severe injury or loss of property, and we cannot control the operating process during the time the user using this product.

-In extreme cases, abuse or misuse of Lithium battery pack can lead to explosion, heat generation, fire development or smoke development.

FCC STATEMENT

This device complies with the part 15 of the FCC rules. Operation is subject to the following two conditions:(1) this device may not cause harmful interference, and (2) this device must accept any interference received, including interference that may cause undesired operation.

Caution: changes or modifications not expressly approved by the party responsible for compliance could void the user's authority to operate the equipment.

NOTE: This equipment has been tested and found to comply with the limits for a Class B digital device, pursuant to Part 15 of the FCC Rules. These limits are designed to provide reasonable protection against harmful interference in a residential installation. This equipment generates, uses and can radiate radio frequency energy and, if not installed and used in accordance with instructions may cause harmful interference to radio communications. However, there is no guarantee that interference will not occur in a particular installation. If this equipment does cause harmful interference to radio or television reception, which can be determined by turning the equipment off and on. The user is encouraged to try to correct the interference by one or more of the following measures:

• Reorient or relocate the receiving antenna.

• Increase the separation between the equipment and receiver.

• Connect the equipment into an outlet on a circuit different from that to which the receiver is connected.

• Consult the dealer or experienced radio/ TV technician for help.

RF warning statement:

The device has been evaluated to meet general RF exposure requirement. The device can be used in portable exposure condition without restriction.

The Bluetooth® word mark and logos are registered trademarks owned by Bluetooth SIG, Inc. and any use of such marks by 1616 Holdings, Inc. is under license. Other trademarks and trade names are those of their respective owners.

FC

FCC ID: 2ADM5-SP-0227V2

ITEM# SP-0227-AST2

Distributed by 1616 Holdings, Inc.
701 Market Street, Suite 200
Philadelphia, PA 19106
Made in China

Keep All Relevant Information
For Future Reference

Approval:

Date: