

User Guide



Legion Go Controller L, Legion Go Controller R

Read this first

Before using this documentation and the product it supports, ensure that you read and understand the following:

- [Generic Safety and Compliance Notices](#)
- *Safety and Warranty Guide*
- *Setup Guide*

First Edition (September 2023)

© Copyright Lenovo 2023.

LIMITED AND RESTRICTED RIGHTS NOTICE: If data or software is delivered pursuant to a General Services Administration "GSA" contract, use, reproduction, or disclosure is subject to restrictions set forth in Contract No. GS-35F-05925.

Contents

About this guideiii
-----------------------------------	-------------

Meet your Legion Go controllers	1
--	----------

Front view	1
Controls seen from the front view	2
Touchpad	2
Back view	3
Controls seen from the back view	3
Mouse wheel	3
Top view	4
Controls seen from the top view	4

Bottom view	5
FPS mode switch	5
Mouse sensor.	5
Specifications for the controllers	6
RF exposure information and statement	7
Radio frequency and power	7
Specific absorption rate (SAR)	8
Operating environment	8

Appendix A. Notices and trademarks.	9
--	----------

About this guide

- This guide applies to Lenovo product model(s) listed below. Illustrations in this guide may look slightly different from your product model.



Figure 1. Simple Diagram of Legion Go controllers

Table 1. Model names for Legion Go controllers

No.	Model name
1	Legion Go Controller L
2	Legion Go Controller R

- For further compliance information, refer to the *Generic Safety and Compliance Notices* at https://pcsupport.lenovo.com/docs/generic_notices.
- This guide may contain information about accessories, features, and software that are not available on all models.
- This guide contains instructions that are based on the Windows operating system. These instructions are not applicable if you install and use other operating systems.
- Microsoft® makes periodic feature changes to the Windows® operating system through Windows Update. As a result, the operating system related instructions may become outdated. Refer to Microsoft resources for the latest information.
- The content of the guide is subject to change without notice. To obtain the latest version, go to <https://support.lenovo.com>.

Meet your Legion Go controllers

Front view

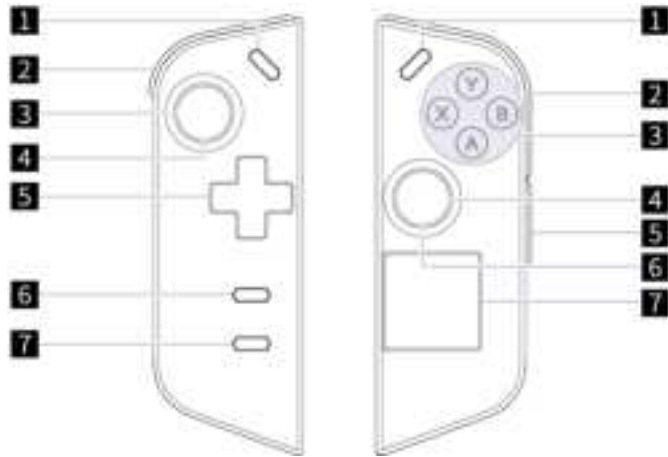


Figure 2. Front view of Legion Go controllers

Table 2. Components of Legion Go Controller L seen from the front view

No.	Description
1	Legion L
2	LB
3	Left joystick/LS
4	Controller state light
5	D-pad
6	Menu
7	View

Table 3. Components of Legion Go Controller R seen from the front view

No.	Description
1	Legion R
2	RB/M1
3	ABXY
4	Right joystick/RS
5	M2
6	Controller state light
7	Touchpad

Controls seen from the front view

The Legion L, LB, left joystick/LS, D-pad, View, Menu, Legion R, RB/M1, ABXY, right joystick/RS, and M2 controls are visible at the front and perform different functions in different games. You can find their function descriptions in the controls guide of a specific Legion Go game.

The left joystick and the right joystick are used to interact with games, apps, and the console interface. You can use a joystick to move an object on the screen in any direction. When you press down on a joystick, it can also function as a clickable button and it is then named LS/RS.

The D-pad is a directional pad that allows you to indicate four directions—up, down, left, and right.

The button labelled 2 on the Legion Go Controller R is named RB in Gamepad mode and called M1 in FPS (First-Person Shooting Game) mode.

Touchpad

The touchpad is the built-in pointing device, which provides the basic functionality of an external mouse. Slide your finger on the touchpad to move the pointer on the screen and tap or double-tap to select or execute a screen item.

Back view

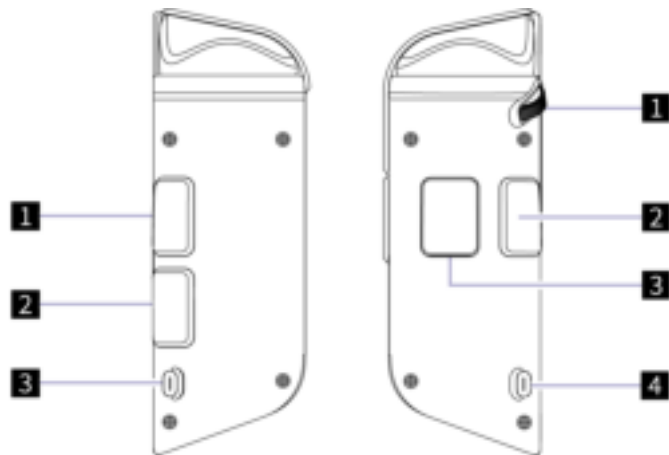


Figure 3. Back view of Legion Go controllers

Table 4. Components of Legion Go Controller L seen from the back view

No.	Description
1	Y1
2	Y2
3	Release button for the left controller

Table 5. Components of Legion Go Controller R seen from the back view

No.	Description
1	Mouse wheel
2	Y3
3	M3
4	Release button for the right controller

Controls seen from the back view

The Y1, Y2, Y3, and M3 controls are visible at the back and perform different functions in different games. You can find their function descriptions in the controls guide of a specific Legion Go game.

The release button at the back of each controller is used to detach the controller from the tablet.

Mouse wheel

The mouse wheel is used to scroll through web pages or to zoom in and out when browsing maps.

Top view



Figure 4. Top view of Legion Go controllers

Table 6. Component of Legion Go Controller L seen from the top view

No.	Description
1	LT

Table 7. Component of Legion Go Controller R seen from the top view

No.	Description
1	RT

Controls seen from the top view

The controls that can be seen from the top view, including the LT and RT, perform different functions in different games. You can find their function descriptions in the controls guide of a specific Legion Go game.

Bottom view

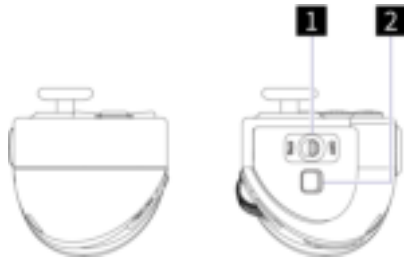


Figure 5. Bottom view of Legion Go controllers

Table 8. Components of Legion Go Controller R seen from the bottom view

No.	Description
1	FPS mode switch
2	Mouse sensor

FPS mode switch

The switch is used to turn FPS mode on or off. When it is toggled to the “FPS” position, FPS mode is enabled, which enhances your experience in playing First-Person Shooting games.

Mouse sensor

The mouse sensor translates your hand movements into the cursor movements on your screen.

Specifications for the controllers

Dimensions

Width	44.5 mm
Depth	130.4 mm
Thickness	40.22 mm

Main control chip

Type	MCU+ Bluetooth
Output power	8 dB
Maximum code rate	2 Mb/s
Sensitivity	-93 dB
Transmission range	10 m, 360 degrees

Rechargeable battery pack

Cell type	Lithium-polymer
Capacity	1000 mAh
Charge rate	1 C

Note: The battery capacity is the typical or average capacity as measured in a specific test environment. Capacities measured in other environments may differ but are no lower than the rated capacity (see product label).

RF exposure information and statement

	Legion Go Controller L	Legion Go Controller R
FCC ID	2AJN7-N76080L	2AJN7-N76080R
IC ID	31863-N76080L	31863-N76080R

This equipment complies with FCC RF radiation exposure limits set forth for an uncontrolled environment.

This device complies with part 15 of the FCC rules and RSS-247 of Industry Canada. Operation is subject to the following two conditions: (1) this device may not cause harmful interference, and (2) this device must accept any interference received, including interference that may cause undesired operation.

Le présent appareil est conforme aux CNR d'Industrie Canada applicables aux appareils radio exempts de licence. L'exploitation est autorisée aux deux conditions suivantes : (1) l'appareil ne doit pas produire de brouillage, et (2) l'utilisateur de l'appareil doit accepter tout brouillage radioélectrique subi, même si le brouillage est susceptible d'en compromettre le fonctionnement.

This Class B digital apparatus complies with Canadian ICES-003.

Cet appareil numérique de la classe B est conforme à la norme NMB-003 du Canada.

Note: The manufacturer is not responsible for any radio or TV interference caused by unauthorized modifications to this equipment. Such modifications could void the user's authority to operate the equipment.

Notes: This equipment has been tested and found to comply with the limits for a Class B digital device, pursuant to part 15 of the FCC Rules. These limits are designed to provide reasonable protection against harmful interference in a residential installation.

This equipment generates uses and can radiate radio frequency energy and, if not installed and used in accordance with the instructions, may cause harmful interference to radio communications. However, there is no guarantee that interference will not occur in a particular installation.

If this equipment does cause harmful interference to radio or television reception, which can be determined by turning the equipment off and on, the user is encouraged to try to correct the interference by one or more of the following measures:

- Reorient or relocate the receiving antenna(s).
- Increase the separation between the equipment and receiver.
- Connect the equipment into an outlet on a circuit different from that to which the receiver is connected.
- Consult the dealer or an experienced radio/TV technician for help.
- This device and its antenna(s) must not be co-located or operating in conjunction with any other antenna(s) or transmitter.

Radio frequency and power

This radio equipment operates with the following frequency band and maximum radio frequency power. Usage of this device is limited to indoor locations in the bands 5150–5350 MHz and 5945–6425 MHz.

Technology	Frequency band [MHz]	Maximum transmit power
Bluetooth BR/EDR/LE	2402–2480	≤ 4 dBm

Specific absorption rate (SAR)

Legion Go Controller L and Legion Go Controller R MEET INTERNATIONAL GUIDELINES FOR EXPOSURE TO RADIO WAVES. Refer to the following for 10g SAR limit and maximum reported SAR values.

Item	Body-worn SAR	Limb SAR
10g SAR limit	2 W/kg	4 W/kg
Maximum SAR with 0 mm separation distance	1.590 W/kg	1.590 W/kg

Operating environment

Maximum altitude (without pressurization)

3048 m (10 000 ft)

Temperature

- At altitudes up to 2438 m (8000 ft)
 - Operating: 5°C to 35°C (41°F to 95°F)
 - Storage: 5°C to 43°C (41°F to 109°F)
- At altitudes above 2438 m (8000 ft)
 - Maximum temperature when operating under the unpressurized condition: 31.3°C (88°F)

Note: When you charge the battery, its temperature should be no lower than 10°C (50°F).

Relative humidity

- Operating: 8% to 95% at wet-bulb temperature 23°C (73°F)
- Storage: 5% to 95% at wet-bulb temperature 27°C (81°F)

Appendix A. Notices and trademarks

Notices

Lenovo may not offer the products, services, or features discussed in this document in all countries. Consult your local Lenovo representative for information on the products and services currently available in your area. Any reference to a Lenovo product, program, or service is not intended to state or imply that only that Lenovo product, program, or service may be used. Any functionally equivalent product, program, or service that does not infringe any Lenovo intellectual property right may be used instead. However, it is the user's responsibility to evaluate and verify the operation of any other product, program, or service.

Lenovo may have patents or pending patent programs covering subject matter described in this document. The furnishing of this document does not give you any license to these patents. You can send license inquiries, in writing, to:

Lenovo (United States), Inc.
8001 Development Drive
Morrisville, NC 27560
U.S.A.

Attention: Lenovo Director of Licensing

LENOVO PROVIDES THIS PUBLICATION "AS IS" WITHOUT WARRANTY OF ANY KIND, EITHER EXPRESS OR IMPLIED, INCLUDING, BUT NOT LIMITED TO, THE IMPLIED WARRANTIES OF NON-INFRINGEMENT, MERCHANTABILITY OR FITNESS FOR A PARTICULAR PURPOSE. Some jurisdictions do not allow disclaimer of express or implied warranties in certain transactions, therefore, this statement may not apply to you.

Changes are made periodically to the information herein; these changes will be incorporated in new editions of the publication. To provide better service, Lenovo reserves the right to improve and/or modify the products and software programs described in the manuals included with your computer, and the content of the manual, at any time without additional notice.

The software interface and function and hardware configuration described in the manuals included with your computer might not match exactly the actual configuration of the computer that you purchase. For the configuration of the product, refer to the related contract (if any) or product packing list, or consult the distributor for the product sales. Lenovo may use or distribute any of the information you supply in any way it believes appropriate without incurring any obligation to you.

The products described in this document are not intended for use in implantation or other life support applications where malfunction may result in injury or death to persons. The information contained in this document does not affect or change Lenovo product specifications or warranties. Nothing in this document shall operate as an express or implied license or indemnity under the intellectual property rights of Lenovo or third parties. All information contained in this document was obtained in specific environments and is presented as an illustration. The result obtained in other operating environments may vary.

Lenovo may use or distribute any of the information you supply in any way it believes appropriate without incurring any obligation to you.

Any references in this publication to non-Lenovo Web sites are provided for convenience only and do not in any manner serve as an endorsement of those Web sites. The materials at those Web sites are not part of the materials for this Lenovo product, and use of those Web sites is at your own risk.

Any performance data contained herein was determined in a controlled environment. Therefore, the result obtained in other operating environments may vary significantly. Some measurements may have been made on development-level systems and there is no guarantee that these measurements will be the same on generally available systems. Furthermore, some measurements may have been estimated through extrapolation. Actual results may vary. Users of this document should verify the applicable data for their specific environment.

This document is copyrighted by Lenovo and is not covered by any open source license, including any Linux agreement(s) which may accompany software included with this product. Lenovo may update this document at any time without notice.

For the latest information or any questions or comments, contact or visit the Lenovo Web site:

<https://support.lenovo.com>

Trademarks

Lenovo and the Lenovo logo are trademarks of Lenovo. Thunderbolt is a trademark of Intel Corporation or its subsidiaries. Microsoft, Windows, OneDrive, Outlook, Skype, Office 365 and Cortana are trademarks of the Microsoft group of companies. DisplayPort is a trademark of the Video Electronics Standards Association. Wi-Fi is a registered trademark of Wi-Fi Alliance. USB Type-C is a registered trademark of USB Implementers Forum. All other trademarks are the property of their respective owners.