

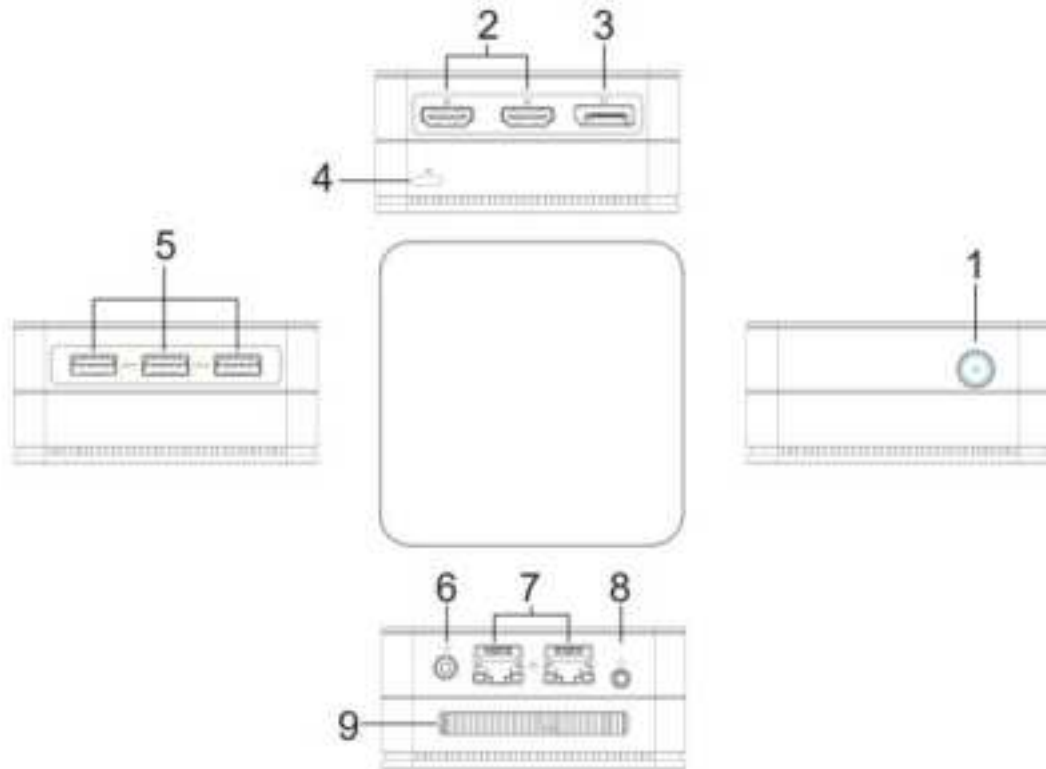


Síragon[®]
MiniPC

Manual del usuario **MPC-3050**

Product Introduction

((Note: The following is the product simple drawing, please refer to the real device as final).



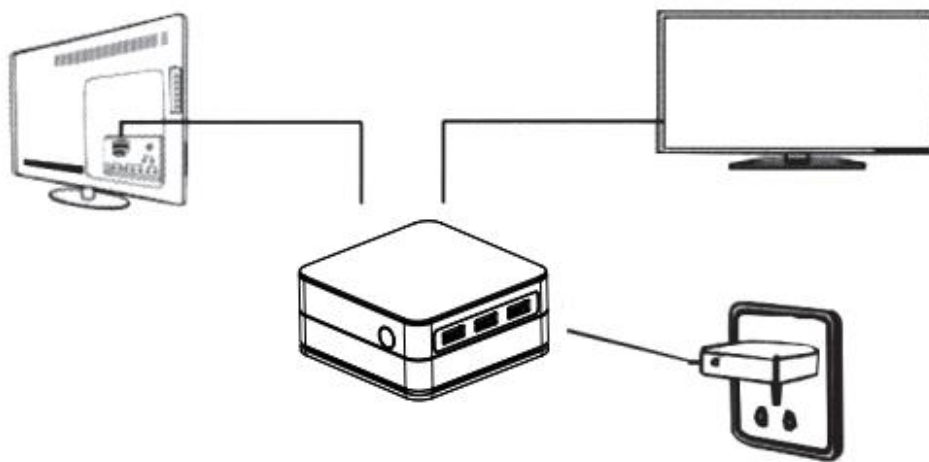
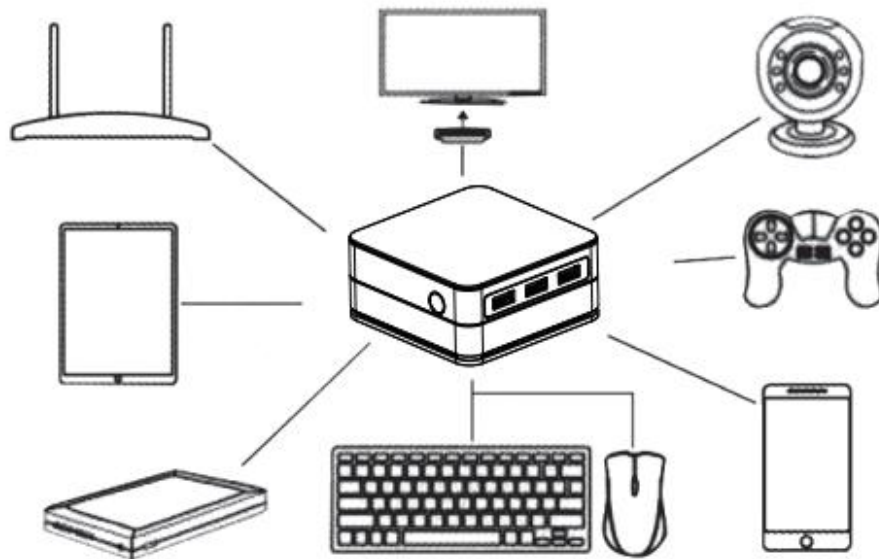
- 1, Power Button
- 2, HDMI Port
- 3, DP Port
- 4, Kensington Lock
- 5, USB Port
- 6, DC
- 7, RJ45
- 8, Earphone Jack
- 9, Cooling Hole

Declaration:

The product specifications and information provided in this manual are for reference only and are subject to change without prior notice. Unless otherwise agreed, this manual is for use only as a guide, and the statements made do not constitute any form of warranty

Connection

Figure 1-1



- *Turn on your TV or monitor and change the video output to an HDMI or VGA port;
- *Connect your PC to the HDMI or VGA port of your TV or monitor with an HD cable;
- *Plug one end of the power adapter into the wall outlet and the other end into the DC port on the box;
- *Then the device starts and the LED on the box lights up.

Warm reminder:

1. When the computer is turned on for the first time to enter the system, create a user name and then enter the desktop and connect to WiFi.
2. Shut down must wait for the power indicator on the keyboard to turn off, and then close the screen.
3. Please do not install the system obtained from other places, the driver may not be compatible with the machine. If you would like to reinstall your system, please contact us.
4. Do not expose the equipment or accessories to strong shock or vibration; otherwise, the equipment or accessories may be damaged and the equipment may fail.
5. Do not use the device in a dusty, wet, dirty place or near a magnetic field. Otherwise, the internal circuit of the device may fail.
6. Do not use the device during thunderstorms. Thunderstorms may cause device failure or electric shock.
7. Please use the device in the temperature range of 0 ° C to 35 ° C, and store the device and its accessories in the temperature range of -10 ° C to +45 ° C. When the ambient temperature is too high or too low, device faults may occur.
8. Keep the equipment and its accessories away from rain or moisture, which may lead to fire or electric shock.
9. Do not place the device near heat sources or exposed fire sources, such as electric heaters, microwaves, ovens, water heaters, fires, candles, or other places that may generate high temperatures.
10. Before cleaning and maintenance, stop using the device, close all applications, and disconnect all connections or cables from other devices.
11. Do not use strong chemicals, cleaning agents or strong detergents to clean the equipment or its accessories. Please wipe the equipment or its accessories with a clean, dry soft cloth.
12. Do not use unauthorized or incompatible chargers or batteries, which may cause fire, explosion or other hazards.
13. Do not disassemble or modify the battery, insert foreign objects, or immerse in water or other waves to avoid battery leakage, overheating, fire or explosion.
14. Please dispose of the battery according to local regulations, and do not dispose of the battery as domestic waste. Battery explosion may occur if the battery is improperly disposed of.
15. The device uses a non-removable built-in battery. Do not replace the battery yourself to avoid normal operation of the device or battery damage.

Special note

Consumers through legal channels to purchase the company's products, from the date of purchase within one year if there is a failure caused by non-human causes, you can enjoy product warranty services.

FCC Statement

This device complies with Part 15 of the FCC rules. Operation is subject to the following two conditions: 1) this device may not cause harmful interference, and 2) this device must accept any interference received, including interference that may cause undesired operation.

Note: This equipment has been tested and found to comply with the limits for a Class B digital device, pursuant to part 15 of the FCC Rules. These limits are designed to provide reasonable protection against harmful interference in a residential installation.

This equipment generates uses and can radiate radio frequency energy and, if not installed and used in accordance with the instructions, may cause harmful interference to radio communications. However, there is no guarantee that interference will not occur in particular installation. If this equipment does cause harmful interference to radio or television reception, which can be determined by turning the equipment off and on, the user is encouraged to try to correct the interference by one or more of the following measures:

- Reorient or relocate the receiving antenna.
- Increase the separation between the equipment and receiver.
- Connect the equipment into an outlet on a circuit different from that to which the receiver is connected.
- Consult the dealer or an experienced radio/TV technician for help.

Changes or modifications not expressly approved by the party responsible for compliance could void the user's authority to operate the equipment.

Radiation Exposure Statement

This device complies with FCC RF radiation exposure limits set forth for an uncontrolled environment.

The FCC certification of this device refers to RF exposure testing performed in typical operating conditions, where a person is no closer than 20 centimeters from the device surface at all times, except for non-repetitive patterns with transient time intervals in the order of a second. Only in the stated conditions, the device is shown to fully comply with the FCC RF Exposure requirements of KDB 447498.