

Warranty Card

Applicable for:

- * Since buying date, the user enjoys one year free repair service under normal use.
- * After one year, will be charged some cost (according to our company's component part repair price list).
- * When return to factory for repair,the user should make sure the LED lamp packed properly,to avoid any damage during transportation.
- * Factory is not responsible for the damages caused by the user's unproper disassemble.
- * The repair service is not free of the following situations in warranty period:
 1. Damage caused by natural earthquake, rat disaster, and unnormal use.
 2. Damage caused in transportation, fall, and unproper storage.
 3. Consumable component, such as spare parts, batteries, light bulbs, etc.
 4. Warranty information record is not complete (no purchase date, no buying shop seal).
 5. Stored and used in special environment (such as humidity, sulfur area, high salty area and easy-corrosive area in the ship, etc).
 6. Used not according to the instructions.
 7. Special offer

Important
Thank you for purchasing our products
To guarantee your rights, please fill in this from properly, Thank you.

Name

Address

Telephone

Invoice number

Purchase date

Item number

Dealers

⚠

Note:this field requires the dealers seal!

⚠

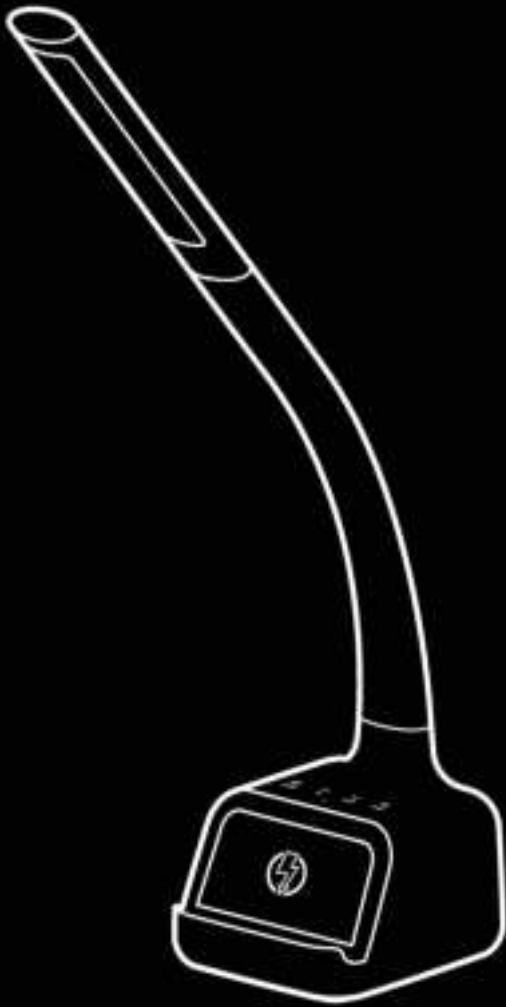
Warning: please keep this warranty paper for repair presentation!

Attention:

- * Please don't disassemble and refit the product to avoid any electric shock
- * Please don' over-adjust the joint activity parts to avoid any damage.
- * Please don't put the lamp on the unstable table to avoid dropping out
- * Please don't put the lamp in high temperature or high humidity environment
- * Please don't look at the LED light source straightly to protect your eyes
- * Please use the supplier given adapter. The adapter should be unplugged from the power socket for safety when not use the lamp for long time
- * Please unplug the power cord and stop using in the following situations:
 - *The power cord or plug is damaged
 - *The lamp base gets wet in the rain or water
 - *The shell and joint activity parts of the lamp base is damaged
 - *The lamp base smokes or sparks
 - *LED bulb flashes erratically or damaged
- * Children over 8 years old and the disabled in body or mentality can use the lamp with the adult's guidance and supervision in the situations of knowing clearly the functions & operations and operating attention matters.
- * Children should not operate, clean and maintain the lamp alone

X12S

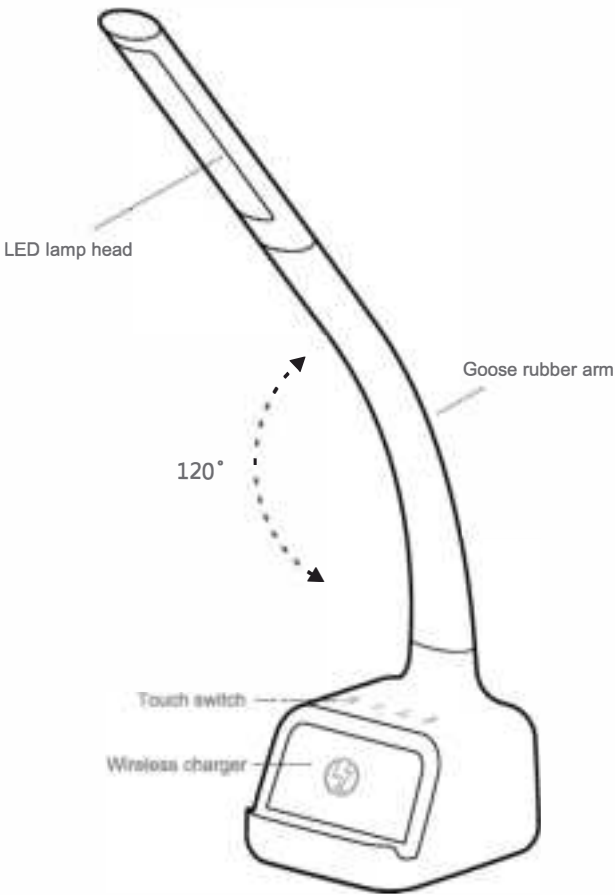
User manual



Please read it carefully before use

Functions

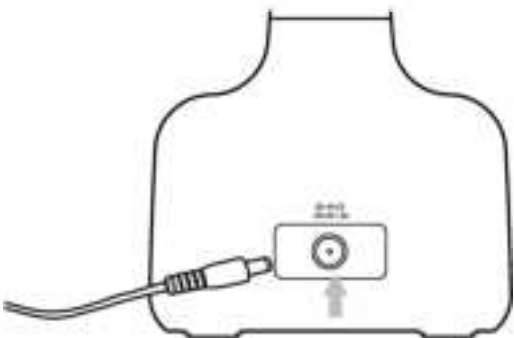
- * Touch dimmer, makes operating more elegant and convenient
- * Cold-warm-natural light changes cyclically. provide you with better lighting experience.
- * Smart wireless charger can charge smart watches, phones and other devices that meet the standard of wireless charging.
- * LED lamp head uses straight view light source which imitates natural light, brings soft and not dazzling light and provides you with more natural and comfortable environment.



Instruction

- * Connect power adapter into the power jack behind the lamp base.

⚠ Please use the supplier given adapter



Instruction



- * Wireless charge operation

Place the electronic products that support Qi wireless charge function on the middle of grey area to achieve charging as picture. (Charging when the indicator light is red, charging finished when green, charging abnormal when red light flickers)

Instruction



ON/OFF UP DOWN M
MODE

- * operate the table lamp
 - 1.Connect the adapter, touch the switch to turn on/off lamp (Cold light with highest brightness when turn on the lamp).
 - 2.Touch dimmer with 5-frade brightness adjustment, " ^ " to increase the brightness, " v " to decrease.
 - 3.Touch " M " key to change the color temperature, cold-warm-natural light then cycle.

⚠【Attention】

Touch key is sensitive to subtle changes, it may not be able to achieve normal function in the following using statues
*Touch except fingers
*Slight or short-time touch
*Used in environment that temperature changing quickly
*Used in the external magnetic with big interference

Specifications

Power input	12V/1.5A
Wireless charger	5V/1A
Normal rated power	18W
Light source power	8W
Color temperature	Warm light 3000K±280k, natural light 4200K±400K, cold light 5500K±500K
Luminous flux	>400LM
Color rendering index	>80

FCC Statement

The equipment complies with FCC radiation exposure limits set forth for an uncontrolled environment. During the operation of device a distance of 15 cm surrounding the device and 20 cm above the top surface of the device must be respected.

This device complies with Part 18 of the FCC Rules. This equipment generates uses and can radiate radio frequency energy and, if not installed and used in accordance with the instructions, may cause harmful interference to radio communications. If this equipment does cause harmful interference to radio or television reception, which can be determined by turning the equipment off and on, the user is encouraged to try to correct the interference by one or more of the following measures:

- Increase the separation between the equipment and any other radio device.
- Connect the equipment into an outlet on a circuit different from that to which the receiver is connected.

This device complies with part 15 of the FCC Rules. Operation is subject to the following two conditions: (1) This device may not cause harmful interference, and (2) this device must accept any interference received, including interference that may cause undesired operation.

This equipment has been tested and found to comply with the limits for a Class B digital device, pursuant to part 15 of the FCC Rules. These limits are designed to provide reasonable protection against harmful interference in a residential installation. This equipment generates, uses and can radiate radio frequency energy and, if not installed and used in accordance with the instructions, may cause harmful interference to radio communications. However, there is no guarantee that interference will not occur in a particular installation. If this equipment does cause harmful interference to radio or television reception, which can be determined by turning the equipment off and on, the user is encouraged to try to correct the interference by one or more of the following measures:

- Reorient or relocate the receiving antenna.
- Increase the separation between the equipment and receiver.
- Connect the equipment into an outlet on a circuit different from that to which the receiver is connected.
- Consult the dealer or an experienced radio/TV technician for help.

The users manual or instruction manual for an intentional or unintentional radiator shall caution the user that changes or modifications not expressly approved by the party responsible for compliance could void the user’s authority to operate the equipment.