


RSS-132/-133/-130/-139 Test Setup




Below 1G




Above 1G

Picture 1: Radiated Spurious Emissions Test setup




30MHz-1GHz



1GHz-18GHz

Picture 2: Receiver Spurious Emissions Test setup



Picture 3: AC Power Line Conducted Emissions Test setup