

Baseus	产品名称	倍思 巨能量磁吸车载支架无线充(中控台/出风口通用) 青空黑			设计确认
	包装编码	PB3066Z			结构材料确认
	包装尺寸		说明书尺寸	110 X 85 mm	参数确认 王震
	包装材料		说明书材料	100g 悦声高白	文案确认 王震
	包装工艺		说明书工艺	印单黑	设计师 樊曙光
	文件类型	大货文件	备注		设计日期 20210315

PB3066Z
WXJN-01
6953156206861
倍思 巨能量磁吸车载支架无线充(中控台/出风口通用) 青空黑
Baseus Big Energy Car Mount Wireless Charger Black

Baseus倍思



倍思 巨能量磁吸车载支架无线充
(中控台/出风口通用)
使用说明书

使用产品前请仔细阅读本使用说明,并妥善保管

产品介绍:

感谢您选择购买我们公司的产品。本款产品是一款支持无线充电功能的磁吸车载支架,专为IP12系列手机在车载环境下无线充电。使用本产品前,请认真阅读本说明书,并妥善保管,以备查阅。

产品清单:



支架*1 黑色Type-C充电线1m*1 中控台固定底座*1

产品参数:

名称:倍思 巨能量磁吸车载支架无线充(中控台/出风口通用)
型号:WXJN-01
材质:金属+玻璃+硅胶+塑胶
工艺:氧化
颜色:青空黑
输入:5V/2A,9V/2A,12V/1.67A
输出:15W Max
安装方式:粘贴式/夹板式
固定部位:中控台/出风口
适用机型:苹果12系列手机 (仅支持苹果原装及信息原装带有磁吸功能的保护套,不保证兼容第三方磁吸配件)
尺寸:≈90.2*63.9*63.9mm (不含底座) ≈99.8*63.9*63.9mm(含底座)
底座尺寸:≈48.1*34.6*25.9mm
重量:≈154.4g(含底座) ≈134.4g(不含底座)
产品工作温度:0-35°C

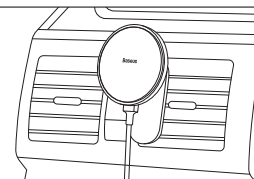
产品图示说明:



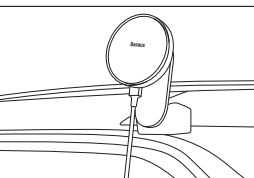
磁吸无线充电区域 Type-C供电接口 状态指示灯 出风口夹 中控台固定底座

使用说明:

出风口处:
1. 选择出风口合适位置将支架固定好。
2. 连接数据线通电后,放上手机即可使用。



中控台处:
1. 选择中控台合适位置并擦拭干净。
2. 撕掉底座3M胶,并用力粘到对应位置等待30分钟。
3. 将支架主体放置在底座上,并连接好数据线通电后,放上手机即可使用。



指示灯说明:

1. Type-C接口接入电源适配器,产品处于待机状态,绿色指示灯常亮。
2. 无线充电器给手机充电时,绿色指示灯呼吸闪烁。
3. 在充电过程中如果指示灯出现快速闪烁,说明无线充电器和手机之间通信异常,请检查无线充电器与手机摆放位置是否正确,或者是否有金属异物在无线充电器和手机之间。

注意事项:

无线充电器给手机充电过程中,手机表面温度会出现一定程度升高,属于无线充电正常现象,不会影响设备的使用寿命和性能。

1. 中控台底座粘贴前请将中控台清理干净,以免影响充电速度;
2. 使用本产品时,请使用输出电压为5V/2A、9V/2A、12V/1.67A或快速充电功能的适配器。
3. 充电时接触面不能放置金属物,如铁片,指甲,金属保护壳等;
4. 本产品有输入过流过压保护功能,如使用不当会关闭或减小输出功率,请检查是否设备有异常或使用不当。
5. 使用环境温度保持在0-35°C,请勿将产品置于水中、火中、过烫(>40°C)和过低温度(<-20°C)环境中,勿让大量接触配件。
6. 请使用干布擦拭和清洗表面,不要用化学药品、肥皂或清洗剂清洗。
7. 请勿拆卸,改装或私自维修设备。
8. 请勿将磁条卡(包括信用卡、银行卡及登记卡)放置在正在充电的设备附近,避免设备产生的磁场将磁卡条损坏。
9. 用户不正确使用或不正确放置本产品可能会导致本产品寿命降低或损坏,因此而带来的责任,不属于保修责任或厂家责任,敬请谅解。

电子信息产品有毒有害物质声明:

部分组件	有害物质					
	铅(Pb)	汞(Hg)	镉(Cd)	六价铬(Cr(VI))	多溴联苯(PBB)	多溴二苯醚(PBDE)
PCB	X	O	O	O	O	O
外壳	O	O	O	O	O	O
附件	O	O	O	O	O	O

电子信息产品有毒有害物质声明:
本表格依据SJ/T 11364的规定编制。
O:表示该有毒有害物质在该部件所有均质材料中的含量均在GB/T 26572标准规定的限量要求以下。
X:表示该有毒有害物质至少在该部件某一均质材料中的含量超出GB/T 26572标准规定的限量要求。
该产品符合欧盟RoHS 2.0指令(2011/65/EU)

温馨提示:5年图标的指“环保有效使用期限”,不是产品质量保证期限,电子产品均含有铅、汞、镉等有毒有害物质,一旦超期使用,有毒有害物质可能会因为发生外泄或突变,对环境造成污染,或对人身、财产造成严重损害。“环保使用期限”,意味着所有的电子产品都将按此要求在此有效期限内使用,超过安全使用年限之后出现的安全风险问题,我们不再对产品品质负责。
5年标
本标识内数字表示产品在正常使用状态下的环保使用期限为5年。
本产品所含有的有害物质都是由于现阶段技术限制而找不到可供替代的物质导致的,符合中国《电器电子产品有害物质限制使用管理办法》的要求,且属于欧盟RoHS豁免范围内,在产品的设计时已经做了特别考虑,确保外观部件均采用无毒无害的绿色环保材料制造,消费者在正常使用情况下不会接触到有害物质,不会对人体造成危害。


FCC ID:2AY37-WXJN-01

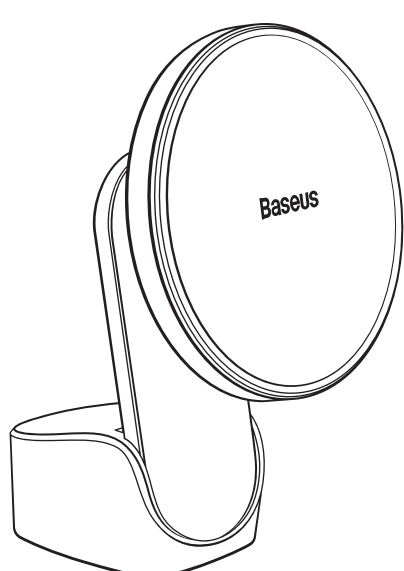
品牌名:Baseus倍思
公司:深圳市特创世纪科技有限公司
地址:深圳市龙岗区坂田街道岗头社区雪岗路2008号
信息智能园B座五层
执行标准:Q/SSCZ 021-2020
热线:4008-712-711 网址:www.baseus.com

Copyright ©2010-2021 Shenzhen Times Innovation Technology Co., Ltd.
All Rights Reserved



PB3066Z
倍思设计
中国制造

Baseus倍思



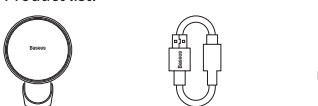
Baseus Big Energy Car Mount Wireless Charger
User Manual

Please read this user manual completely and keep it properly

Product introduction:

Thank you for choosing our products. This product is a wireless charging magnetic mount, designed for wireless charging IP12 series. Please read the manual carefully before using the product and keep it with proper care for future reference.

Product list:

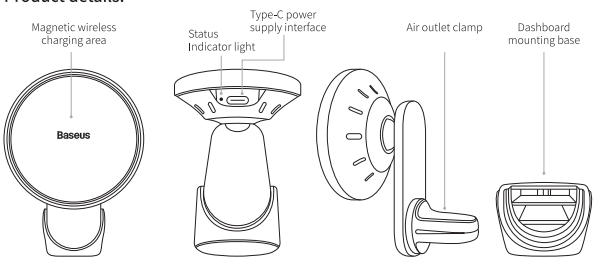


Car Mount*1 Black Type-C charging cable.1m*1 Dashboard mounting base*1

Product parameters:

Name:Baseus Big Energy Car Mount Wireless Charger (For Dashboards and Air Outlets)
Model No.:WXJN-01
Material:Meta+Glass+Silica gel+Plastic
Process:Oxidation
Color:Black
Input:5V/2A,9V/2A and 12V/1.67A or fast charging adapter
Output:15W Max
Install way:Stick-on/Clamping type
Fixed position:Dashboards/Air outlet
Applicable models:IP 12 series
(Only support IP cases with MagSafe and Baseus magnetic cases and do not guarantee the compatibility of third party magnetic accessories.)
Size:≈90.2*63.9*63.9mm (Not include the base) ≈99.8*63.9*63.9mm (Include the base)
Base size:≈48.1*34.6*25.9mm
Weight:≈154.4g (Include the base) ≈134.4g (Not include the base)
Working temperature:0-35°C

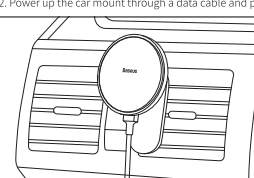
Product details:



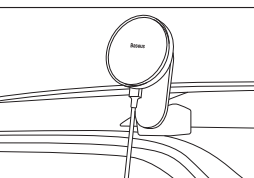
Magnetic wireless charging area Type-C power supply interface Status Indicator light Air outlet clamp Dashboard mounting base

Usage Instructions:

Air outlet:
1. Attach the car mount to an air outlet properly.
2. Power up the car mount through a data cable and place a phone on it for use.



Center console:
1. Clean the surface to be used on the dashboard;
2. Attach the base with 3M adhesive on the surface and wait for 30 minutes;
3. Install the main body on the base and power up through a data cable. Place a phone on it for use.



Indicator light instructions:

1. Plug an adapter into the Type-C interface. The green light is normally on when the product is in standby.
2. The green light flashes in breathing mode when the wireless charger is charging a phone.
3. If the light flashes quickly during charging, it means abnormal connection occurs between the charger and the phone. Please check if the phone is properly placed or a metal object is placed between them.

Cautions:

The surface temperature of a phone will increase during charging, which is a normal phenomenon and will not affect service life and performance of the phone.
1. Please clean the dashboard before attach the base to ensure strong viscosity.
2. Please use with a 5V/2A, 9V/2A and 12V/1.67A or fast charging adapter.
3. Do not place metal objects such as iron sheets, finger rings and metal protective cases on the contact area during charging.
4. The product has over-current and over-voltage protection functions. It will stop output or reduce power in case of improper use. Please check if abnormal phenomenon or improper use occurs.
5. Keep environment temperature at 0-35°C. Do not place the product in water, fire or too hot (>40°C) or too cold (<-20°C) environments and keep it away from children.
6. Clean the surface with a dry soft cloth and do not clean it with chemicals, soap or detergent.
7. Do not disassemble, modify or repair the device yourself.
8. Do not place magnetic stripe cards (including credit cards, phone cards, bank passbooks and registration cards) near the device being charged to avoid the damage to the magnetic stripe by the magnetic field generated by the device.
9.Improper use or incorrect placement of this product by users may result in reduced life or damage, and any damage resulting from this is not included in the warranty or is not the manufacturer's responsibility. Thank you for your understanding.

Declaration on Toxic or hazardous substances and elements contained in electronic products:


Part name	Hazardous substances					
	Lead (Pb)	Mercury (Hg)	Cadmium (Cd)	Hexavalent chromium (Cr (VI))	Polybrominated biphenyls (PBB)	Polybrominated diphenyl ethers (PBDE)
PCB	X	O	O	O	O	O
Casing	O	O	O	O	O	O
Accessory	O	O	O	O	O	O


This form is compiled in accordance with SJ/T 11364.
O/X: indicates that the content of the toxic and harmful substance in all homogeneous materials of the component is below the limit specified in GB/T 26572 standard.
X: The content of toxic and harmful substances in at least one homogeneous material of this part exceeds the limit stipulated in GB/T 26572 standard.
This product complies with EU RoHS 2.0 Directive (2011/65/EU)

Warm Tip: The 5-year icon refers to the "effective life of environmental protection", not the product quality assurance period. Electronic products all contain toxic and harmful substances such as lead, mercury and cadmium. Once they are overused, toxic and harmful substances may leak or mutate, cause pollution to the environment, or cause serious damage to people and property. The term of "environmental protection use" means that all electronic products will be required to use within this effective period. We will no longer be responsible for the quality of the products due to the safety risks that arise after the safe use period.
The number in this icon refers to the environmental protection use period of this product is 5 years in normal use.
Due to the technical limitations at this stage, the harmful substances contained in this product cannot be replaced which conform with China's Administrative Measures for the Restriction of the Use of Hazardous Substances in Electrical and Electronic Products (China RoHS), and are on the list of EU RoHS exemptions. Special consideration has been made in product design to ensure that the exterior components are made of non-toxic, harmless and eco-friendly materials, so that consumers will not be exposed to harmful substances under normal use and they will not harm the human body.

This device complies with part 15 of the FCC Rules. Operation is subject to the following two conditions: (1) this device may not cause harmful interference, and (2) this device must accept any interference received, including interference that may cause undesired operation.
Any changes or modifications not expressly approved by the party responsible for compliance could void the user's authority to operate the equipment.
NOTE: This equipment has been tested and found to comply with the limits for a Class B digital device, pursuant to Part 15 of the FCC Rules. These limits are designed to provide reasonable protection against harmful interference in a residential installation. This equipment generates, uses and can radiate radio frequency energy and, if not installed and used in accordance with the instructions, may cause harmful interference to radio communications. However, there is no guarantee that interference will not occur in a particular installation.
If this equipment does cause harmful interference to radio or television reception, which can be determined by turning the equipment off and on, the user is encouraged to try to correct the interference by one or more of the following measures:
- Reorient or relocate the receiving antenna.
- Increase the separation between the equipment and receiver.
- Connect the equipment into an outlet on a circuit different from that to which the receiver is connected.
- Consult the dealer or an experienced radio/TV technician for help.

Shenzhen Times Innovation Technology Co., Ltd.
Add: 5th Floor, Building B, Baseus Intelligence Park, No.2008, Xuegang Rd, Gangtuo Community, Bantian Street, Longgang District, Shenzhen
(Executive Standard: Q/SSCZ 021-2020)
Hotline: +86-4000-712-711 Website: www.baseus.com


FCC ID:2AY37-WXJN-01



PB3066Z
Designed by Baseus
Made in China

Copyright ©2010-2021 Shenzhen Times Innovation Technology Co., Ltd.
All Rights Reserved