

Product Description

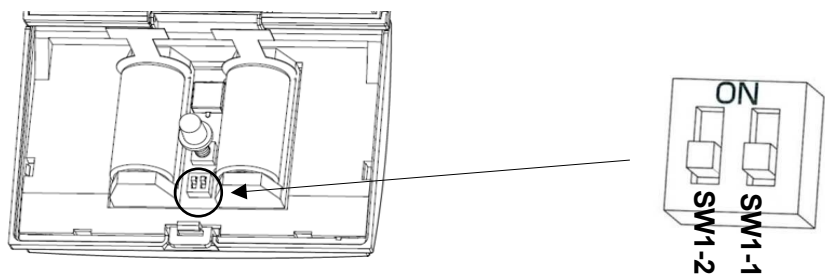
ClareOne Glass Break Detector CLR-C1-GB is a robust Wireless Glass Break Detector which has alarm, tamper, and low battery signal outputs.

Setup Instructions

Test Mode: Remove the insulation tabs from the battery holder, test mode is activated for 5 Minutes upon power on. LED blinks every second when detector is in test mode. Detector will exit test mode after 5 minutes.


Sensitivity (Range): Table below for detail sensitivity setting.

SENSITIVITY	DETECTION RANGE	SW 1-1	SW 1-2
MAX	6 M	OFF	OFF
MEDIUM	4M	OFF	ON
LOW	2.5M	ON	OFF
LOWEST	1.5M	ON	ON



LED Indicators Table below summarizes the LED messages

CONDITION	RED LED
Power Up	Flash 3 times, flash once per second
Test Mode, event detected	Flash once per second (slow flashing)
Test Mode, alarm	Flash 2 seconds (quick flashing)
Working, Alarm	ON 5 seconds
Low Battery	Flash once every 30 seconds



Mounting Height

- It is recommended that the unit be mounted at a height not less than 6 ½' (See fig. 1-6.)
- When the unit is installed in vicinity with active ultrasonic sensors, the distance between units must be at least 4'.
- All areas of glass to be monitored shall be within a clear line of sight of the unit. Distance from the unit to the most remote point of monitored glass shall not exceed 20'.

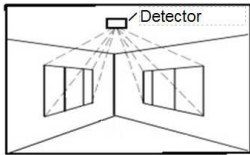


Fig. 1 Ceiling mount for windows on adjacent walls

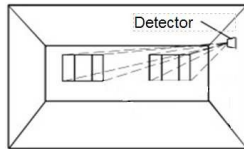


Fig. 2 Wall mount for windows on same wall

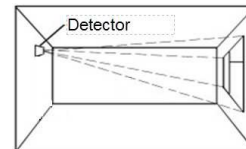


Fig. 3 Wall mount for windows on opposite wall

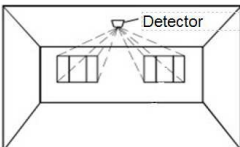


Fig. 4 Ceiling mount for windows on same wall

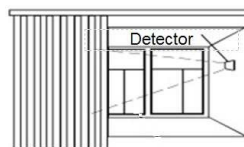


Fig. 5 Detector mount between window and curtains (louvers)

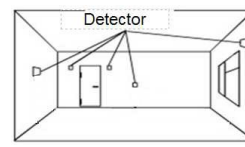


Fig. 6 Places not recommended for mounting of the detector

Specifications

Power:	Two 3V Battery (CR-23A)
Detection Range:	Maximum range is 6m, No minimum range.
RF Frequency:	433.95 MHz
Operating Temperature:	14°F (-10°C) – 122°F (50°C)
Dimensions:	3.9 x 2.75 x 1.5 inches

J3 Connector:

Pin 1:	GND
Pin 2:	Alarm output
	Standby: low-level output, Active: High-level output for 5 seconds.
Pin 3:	If battery voltage drops below 2.7V, LED will flash every 30 seconds.
Pin 4:	3V output when tamper is activated. 0V output when tamper is not activated.
Pin 5:	Input 3VDC
Pin 6:	NC

FCC / IC Statement

This equipment has been tested and found to comply with the limits for a Class B digital device, pursuant to Part 15 of the FCC Rules. These limits are designed to provide reasonable protection against harmful interference in a residential installation.

Per FCC 15.19 (a) (3) and (a) (4), This device complies with part 15 of the FCC Rules. Operation is subject to the following conditions: (1) this device may not cause harmful interference, and (2) this device must accept any interference received, including interference that may cause undesirable operation.

Per FCC 15.21, The user manual or instruction manual for an intentional or unintentional radiator shall caution the user that changes or modifications not expressly approved by the party responsible for compliance could void the user's authority to operate the equipment. This equipment generates, uses and can radiate radio frequency energy and, if not installed and used in accordance with the instructions, may cause harmful interference to radio communications. However, there is no guarantee that interference will not occur in a particular installation.

If this equipment does cause harmful interference to radio or television reception, which can be determined by turning the equipment off and on, the user is encouraged to try to correct the interference by one or more of the following measures:

- Reorient or relocate the receiving antenna.
- Increase the separation between the equipment and receiver.
- Connect the equipment into an outlet on a circuit different from that to which the receiver is connected.
- Consult the dealer or an experienced radio/TV technician for help.

This device complies with Industry Canada license-exempt RSS standard(s). Operation is subject to the following two conditions: (1) this device may not cause interference, and (2) this device must accept any interference, including interference that may cause undesired operation of the device.

Cet appareil est conforme avec Industrie Canada exempts de licence standard RSS (s). Son fonctionnement est soumis aux deux conditions suivantes: (1) cet appareil ne doit pas provoquer d'interférences et (2) cet appareil doit accepter toute interférence, y compris celles pouvant causer un mauvais fonctionnement de l'appareil.

In accordance with FCC requirements of human exposure to radio frequency fields, the radiating element shall be installed such that a minimum separation distance of 20 cm is maintained from the general population.

FCC: 2ABBZ-RF-GBA-433
IC: 11817A-RFGBA433

This Class B digital apparatus complies with Canadian ICES-3B.

Cet appareil numérique de la classe B est conforme à la norme NMB-003 du Canada.

MANUFACTURER HEREBY DISCLAIMS ALL WARRANTIES AND REPRESENTATIONS, WHETHER EXPRESS, IMPLIED, STATUTORY OR OTHERWISE INCLUDING (BUT NOT LIMITED TO) ANY WARRANTIES OF MERCHANTABILITY OR FITNESS FOR A PARTICULAR PURPOSE WITH RESPECT TO THESE PRODUCTS AND ANY RELATED SOFTWARE. MANUFACTURER FURTHER DISCLAIMS ANY OTHER IMPLIED WARRANTY UNDER THE UNIFORM COMPUTER INFORMATION TRANSACTIONS ACT OR SIMILAR LAW AS ENACTED BY ANY STATE.

(USA only) SOME STATES DO NOT ALLOW THE EXCLUSION OF IMPLIED WARRANTIES, SO THE ABOVE EXCLUSION MAY NOT APPLY TO YOU. THIS WARRANTY GIVES YOU SPECIFIC LEGAL RIGHTS AND YOU MAY ALSO HAVE OTHER LEGAL RIGHTS THAT VARY FROM STATE TO STATE.

MANUFACTURER MAKES NO REPRESENTATION, WARRANTY, COVENANT OR PROMISE THAT ITS ALARM PRODUCTS AND/OR RELATED SOFTWARE (I) WILL NOT BE HACKED, COMPROMISED AND/OR CIRCUMVENTED; (II) WILL PREVENT, OR PROVIDE ADEQUATE WARNING OR PROTECTION FROM, BREAK-INS, BURGLARY, ROBBERY, FIRE; OR (III) WILL WORK PROPERLY IN ALL ENVIRONMENTS AND APPLICATIONS.