

1

2

3

4

5

6

7

A

B

C

D

E

F

G

H

I

J

LEVEL 1 ENVIRONMENTAL RELATED SUBSTANCES TO BE CONTROLLED SHOULD NEVER BE USED

125.00 mm

215.00 mm

KEYBOARD CASE

FCC:
This equipment has been tested and found to comply with the limits for a Class B digital device, pursuant to Part 15 of the FCC Rules. These limits are designed to provide reasonable protection against harmful interference in a residential installation. This equipment generates uses and can radiate radio frequency energy and, if not installed and used in accordance with the instructions, may cause harmful interference to radio communications. However, there is no guarantee that interference will not occur in a particular installation. If this equipment does cause harmful interference to radio or television reception, which can be determined by turning the equipment off and on, the user is encouraged to try to correct the interference by one or more of the following measures:
-- Reorient or relocate the receiving antenna.
-- Increase the separation between the equipment and receiver.
-- Connect the equipment into an outlet on a circuit different from that to which the receiver is connected.
-- Consult the dealer or an experienced radio/TV technician for help.
This device complies with part 15 of the FCC Rules. Operation is subject to the following two conditions:
(1) This device may not cause harmful interference, and (2) this device must accept any interference received, including interference that may cause undesired operation.

Changes or modifications not expressly approved by the party responsible for compliance could void the user's authority to operate the equipment


*RF warning for Mobile device:
This equipment complies with FCC radiation exposure limits set forth for an uncontrolled environment. This equipment should be installed and operated with minimum distance 20cm between the radiator & your body.

Model:M8801

CN

使用说明




配对连接

按下 Fn+  键3秒，蓝灯闪亮开始配对，请将平板电脑蓝牙打开，搜索"bluetooth key board"，点击"bluetooth key board"平板电脑屏幕弹出配对框，按配对即可连接。



自动回连

键盘重启后，5秒内自动回连，断开蓝牙后键盘立既进入休眠，按任意键唤醒键盘进入回连。

充电指示

充电中：
充满电：
低电量：


开 / 关机

单按  开机，按住  3秒红灯闪2次后关机。

自动休眠

不操作键盘10分钟后进入休眠状态。


背光功能

按下  调节背光亮度（高中低3个档位，默认为最低亮度）。

EN

User Manual




Pairing Mode

Hold Fn+  for 3 seconds to enter pairing mode while bluetooth LED flash,turn on tablet and enable the bluetooth function,search for " bluetooth keyboard",and click it to pair.



Auto Reconnect

when turn on again,the keyboard will automatically attempt to reconnect within 5 seconds,press any key to wake up the keyboa function .

Power Light Overview

Charging: 
Fully Charged: 
Low battery: 


Power Key


Press  once to turn on the keyboard.Hold  for 3 seconds to turn off the keyboard.


Standby Mode


The keyboard will enter into standby mode after 10 minutes of inactivity.


Backlight


Press  to adjust the brightness(3 brightness level setting,start from the lowest level).


 Home


 Backlight brightness adjustment


 Brightness -


 Brightness +


 On screen keyboard


 Change language


 Previous song


 Play/pause


 Next song

 bluetooth


 Volume down


 Volume up


 Lock screen


 On/off


快捷键说明


 返回主页


 亮度-

 亮度+


 软键盘


 输入法切换


 上一曲


 背光亮度调节


 播放/暂停


 下一曲

 音量-

 音量+

 锁屏

 开/关机

 蓝牙

故障解决方法

如键盘无法使用，请检查：

1. 键盘电源是否开机，请按键盘上的开关按钮。

2. 键盘电量是否耗尽，请为键盘充电。

3. 键盘连接发生异常。关闭键盘电源开关，10秒后重新开机，键盘将自动回连。如仍未解决，请进入平板电脑：设置-蓝牙-设备列表，将 " bluetooth key board "删除，再按照初始连接方法重新连接。依照上述解决方法操作后，若产品仍然没有反应，可尝试重复以上操作。如尝试后依旧，请通过购买渠道的客服人员协助解决。


温馨提示

1. 此蓝牙键盘内置聚合物可充电电池，可供数周正常使用。

2. 长期不使用时，建议关闭电源开关，避免电能流失，延长电池的寿命。

名盤科技

3RD. ANGLE'S



UNITS

MM

DRAWN BY:

程周伟2022-12/-10

CHECKED BY:

APPROVED BY:

MATERIAL

QUANTITY

SURFACE TREATMENT

SCALE

TITLE

MODEL

PART No.

DWG No.

M8801中英文说明书

SIZE

ITEM NO.

DESCRIPTION

DRAWN BY

DATE

DIM

GRADE 1

GRADE 2

GRADE 3

0~5

6~20

21~30

31~100

101~

ANGULAR

0.03

0.05

0.10

0.20

0.30

0.40

0.01

0.05

0.10

中英文说明书

材质：100G双胶正反印

尺寸：125x215mm