



Test Report

Date : 2020-09-24

No. : HMD20090009

Page 1 of 18

Applicant : Flybar, Inc.
88 Industrial Ct., Freehold, NJ 07728, United States

Supplier / Manufacturer : Flybar, Inc.
88 Industrial Ct., Freehold, NJ 07728, United States

Description of Sample(s) : Submitted sample(s) said to be
Product: Power Gearz My First RC: Construction
Brand Name: Power Gearz
Model No.: PGRC1-C
FCC ID: 2AXWW-PGRC1-27HMZ

Date Samples Received : 2020-09-14

Date Tested : 2020-09-16 to 2020-09-17

Investigation Requested : Perform ElectroMagnetic Interference measurement in accordance with FCC 47CFR [Codes of Federal Regulations] Part 15 and ANSI C63.10: 2013 for FCC Certification.

Conclusions : The submitted product COMPLIED with the requirements of Federal Communications Commission [FCC] Rules and Regulations Part 15. The tests were performed in accordance with the standards described above and on Section 2.2 in this Test Report.

Remarks : For additional model(s) details, please see page 3.



LEUNG Kwun Hang, Joey
Authorized Signatory

The Hong Kong Standards and Testing Centre Limited

10 Dai Wang Street, Taiipo Industrial Estate, Tai Po, N.T., Hong Kong

Tel: +852 2666 1888 Fax: +852 2664 4353 Email: hkstc@stc.group Website: www.stc.group

This report shall not be reproduced unless with prior written approval from The Hong Kong Standards and Testing Centre Limited.

For Conditions of Issuance of this test report, please refer to "Conditions of Issuance of Test Reports" section or Website.



Test Report

Date : 2020-09-24
No. : HMD20090009

Page 2 of 18

CONTENT:

Cover	Page 1 of 18
Content	Page 2 of 18
<u>1.0</u>	<u>General Details</u>
1.1	Equipment Under Test [EUT] Description of EUT operation
1.2	RF Module Details
1.3	Antenna Details
1.4	Date of Order
1.5	Submitted Sample(s)
1.6	Test Duration
1.7	Country of Origin
<u>2.0</u>	<u>Technical Details</u>
2.1	Investigations Requested
2.2	Test Standards and Results Summary
<u>3.0</u>	<u>Test Results</u>
3.1	Emission
3.2	Bandwidth Measurement
<u>Appendix A</u>	
List of Measurement Equipment	
<u>Appendix B</u>	
Duty Cycle Correction During 100 msec	
<u>Appendix C</u>	
Photograph(s) of Product	

The Hong Kong Standards and Testing Centre Limited

10 Dai Wang Street, Taiipo Industrial Estate, Tai Po, N.T., Hong Kong

Tel: +852 2666 1888 Fax: +852 2664 4353 Email: hkstc@stc.group Website: www.stc.group

This report shall not be reproduced unless with prior written approval from The Hong Kong Standards and Testing Centre Limited.

For Conditions of Issuance of this test report, please refer to "Conditions of Issuance of Test Reports" section or Website.



Test Report

Date : 2020-09-24
No. : HMD20090009

Page 3 of 18

1.0 General Details

1.1 Equipment Under Test [EUT]

Description of Sample(s)

Product: Power Gearz My First RC: Construction
Manufacturer: Flybar, Inc.
88 Industrial Ct., Freehold, NJ 07728, United States
Brand Name: Power Gearz
Model Number: PGRC1-C
Additional Model Number: PGRC1-F (Power Gearz My First RC: Fire)
Rating: 3.0Vd.c. (AA battery*2)

1.1.1 Description of EUT Operation

The Equipment Under Test (EUT) is a Remote control. Operating at 27.145MHz. Test was conducted under Tx mode.

1.2 RF Module Details

Module Model Number: N/A
Module FCC ID: N/A
Modulation: ASK
Frequency Range: 27.145MHz

1.3 Antenna Details

Antenna Type: Line antenna
Antenna Gain: 0dBi

1.4 Date of Order

2020-09-14

1.5 Submitted Sample(s):

1 Sample

1.6 Test Duration

2020-09-16 to 2020-09-17

1.7 Country of Origin

China

The Hong Kong Standards and Testing Centre Limited

10 Dai Wang Street, Taipo Industrial Estate, Tai Po, N.T., Hong Kong

Tel: +852 2666 1888 Fax: +852 2664 4353 Email: hkstc@stc.group Website: www.stc.group

This report shall not be reproduced unless with prior written approval from The Hong Kong Standards and Testing Centre Limited.

For Conditions of Issuance of this test report, please refer to "Conditions of Issuance of Test Reports" section or Website.



Test Report

Date : 2020-09-24
No. : HMD20090009

Page 4 of 18

2.0 Technical Details

2.1 Investigations Requested

Perform Electromagnetic Interference measurements in accordance with FCC 47CFR [Codes of Federal Regulations] Part 15 Regulations and ANSI C63.10: 2013 for FCC Certification.
The device was realized by test software.

2.2 Test Standards and Results Summary Tables

EMISSION Results Summary						
Test Condition	Test Requirement	Test Method	Class / Severity	Test Result		
				Pass	Failed	N/A
Field Strength of Fundamental & Harmonics Emissions	FCC 47CFR 15.227, 15.209, 15.205	ANSI C63.10: 2013	N/A	<input checked="" type="checkbox"/>	<input type="checkbox"/>	<input type="checkbox"/>
Radiated Emissions	FCC 47CFR 15.209	ANSI C63.10: 2013	N/A	<input checked="" type="checkbox"/>	<input type="checkbox"/>	<input type="checkbox"/>
Antenna requirement	FCC 47CFR 15.203	N/A	N/A	<input checked="" type="checkbox"/>	<input type="checkbox"/>	<input type="checkbox"/>
20dB Emission bandwidth	FCC 47CFR 15.215(c)	ANSI C63.10: 2013	N/A	<input checked="" type="checkbox"/>	<input type="checkbox"/>	<input type="checkbox"/>

Note: N/A - Not Applicable

The Hong Kong Standards and Testing Centre Limited

10 Dai Wang Street, Taipo Industrial Estate, Tai Po, N.T., Hong Kong

Tel: +852 2666 1888 Fax: +852 2664 4353 Email: hkstc@stc.group Website: www.stc.group

This report shall not be reproduced unless with prior written approval from The Hong Kong Standards and Testing Centre Limited.

For Conditions of Issuance of this test report, please refer to "Conditions of Issuance of Test Reports" section or Website.



Test Report

Date : 2020-09-24
No. : HMD20090009

Page 5 of 18

3.0 Test Results

3.1 Emission

3.1.1 Radiated Emissions (30 – 1000MHz)

Test Requirement:	FCC 47CFR 15.227
Test Method:	ANSI C63.10:2013
Test Date:	2020-09-16
Mode of Operation:	Tx mode

Test Method:

For emission measurements at or below 1 GHz, the sample was placed 0.8m above the ground plane of semi-anechoic Chamber*. For emission measurements above 1 GHz, the sample was placed 1.5m above the ground plane of semi-anechoic Chamber*. Measurements in both horizontal and vertical polarities were performed. During the test, each emission was maximized by: having the EUT continuously working, investigated all operating modes, rotated about all 3 axis (X, Y & Z) and considered typical configuration to obtain worst position, manipulating interconnecting cables, rotating turntable, varying antenna height from 1m to 4m in both horizontal and vertical polarizations. The emissions worst-case are shown in Test Results of the following pages.

* Semi-Anechoic chamber located on the G/F of The Hong Kong Standards and Testing Centre Ltd. with a metal ground plane filed with the FCC pursuant to section 2.948 of the FCC rules, with Registration Number: 607756.

The Hong Kong Standards and Testing Centre Limited

10 Dai Wang Street, Taipo Industrial Estate, Tai Po, N.T., Hong Kong

Tel: +852 2666 1888 Fax: +852 2664 4353 Email: hkstc@stc.group Website: www.stc.group

This report shall not be reproduced unless with prior written approval from The Hong Kong Standards and Testing Centre Limited.

For Conditions of Issuance of this test report, please refer to "Conditions of Issuance of Test Reports" section or Website.

Test Report

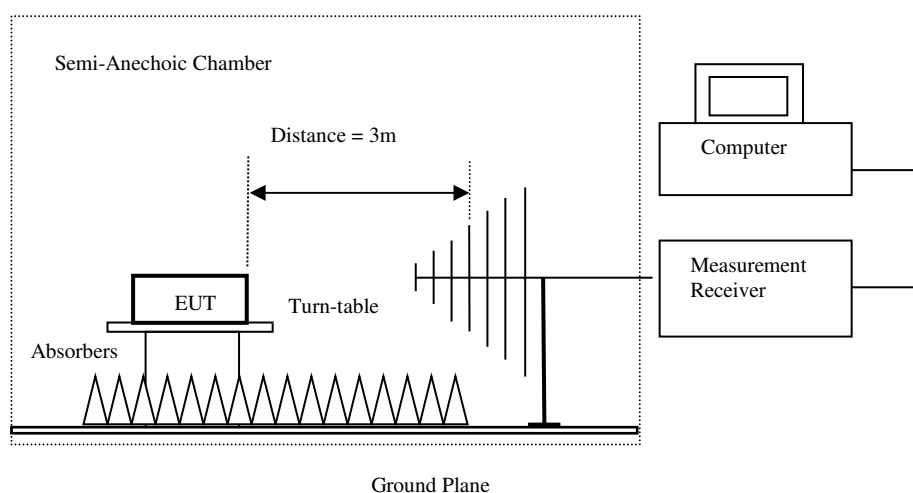
Date : 2020-09-24
No. : HMD20090009

Page 6 of 18

Spectrum Analyzer Setting:

9KHz – 30MHz (Pk & Av)	RBW: 10kHz
	VBW: 30kHz
	Sweep: Auto
	Span: Fully capture the emissions being measured
	Trace: Max. hold
30MHz – 1GHz (QP)	RBW: 120kHz
	VBW: 120kHz
	Sweep: Auto
	Span: Fully capture the emissions being measured
	Trace: Max. hold

Test Setup:



- Absorbers placed on top of the ground plane are for measurements above 1000MHz only.
- Measurements between 30MHz to 1000MHz made with Bi-log antennas, above 1000MHz horn antennas are used, 9kHz to 30MHz loop antennas are used.

The Hong Kong Standards and Testing Centre Limited

10 Dai Wang Street, Tai Po Industrial Estate, Tai Po, N.T., Hong Kong

Tel: +852 2666 1888 Fax: +852 2664 4353 Email: hkstc@stc.group Website: www.stc.group

This report shall not be reproduced unless with prior written approval from The Hong Kong Standards and Testing Centre Limited.

For Conditions of Issuance of this test report, please refer to "Conditions of Issuance of Test Reports" section or Website.



Test Report

Date : 2020-09-24
No. : HMD20090009

Page 7 of 18

Limits for Field Strength of Fundamental Emissions [FCC 47CFR 15.227]:

Frequency Range of Fundamental [MHz]	Field Strength of Fundamental Emission [Peak] [μV/m]	Field Strength of Fundamental Emission [Average] [μV/m]
26.96-27.28	100,000	10,000

Results of Tx mode(30MHz-1GHz): PASS

Field Strength of Fundamental Emissions Peak Value						
Frequency MHz	Measured Level @3m dBμV	Correction Factor dB/m	Field Strength dBμV/m	Field Strength μV/m	Limit @3m μV/m	E-Field Polarity
27.15	75.5	-4.1	71.4	3,723.9	100,000	Vertical
27.15	66.3	-4.1	62.2	1,289.7	100,000	Horizontal

Field Strength of Fundamental Emissions Average						
Frequency MHz	Measured Level @3m dBμV	Correction Factor dB/m	Field Strength dBμV/m	Field Strength μV/m	Limit @3m μV/m	E-Field Polarity
27.15	71.4	-4.1	67.4	2,330.8	10,000	Vertical
27.15	62.2	-4.1	58.1	807.2	10,000	Horizontal

According to FCC 47CFR15.35, the limit on the radio frequency emissions as measured using instrumentation with a peak detector function, corresponding to 20dB above the maximum permitted average limit for the frequency being investigated unless a different peak emission limit is otherwise specified in the rules.

Remarks:

Correction Factor includes Antenna Factor and Cable Attenuation.



Test Report

Date : 2020-09-24
No. : HMD20090009

Page 8 of 18

Limits for Radiated Emissions [FCC 47 CFR 15.209]:

Frequency Range [MHz]	Quasi-Peak Limits [μV/m]
30-88	100
88-216	150
216-960	200
Above960	500

The emission limits shown in the above table are based on measurement employing a CISPR quasi-peak detector and above 1000MHz are based on measurements employing an average detector.

Remarks:

Correction Factor includes Antenna Factor and Cable Attenuation.

Calculated measurement uncertainty: (9kHz -30MHz): 2.0dB
(30MHz -1GHz): 4.9dB
(1GHz -6GHz): 4.02dB
(6GHz -26.5GHz): 4.03dB

Emissions in the vertical and horizontal polarizations have been investigated and the worst-case test results are recorded in this report.

Results of TX mode (9kHz – 30MHz): PASS

Emissions detected are more than 20 dB below the limit line(s), it were not reported.

The Hong Kong Standards and Testing Centre Limited

10 Dai Wang Street, Taiipo Industrial Estate, Tai Po, N.T., Hong Kong

Tel: +852 2666 1888 Fax: +852 2664 4353 Email: hkstc@stc.group Website: www.stc.group

This report shall not be reproduced unless with prior written approval from The Hong Kong Standards and Testing Centre Limited.

For Conditions of Issuance of this test report, please refer to "Conditions of Issuance of Test Reports" section or Website.



Test Report

Date : 2020-09-24

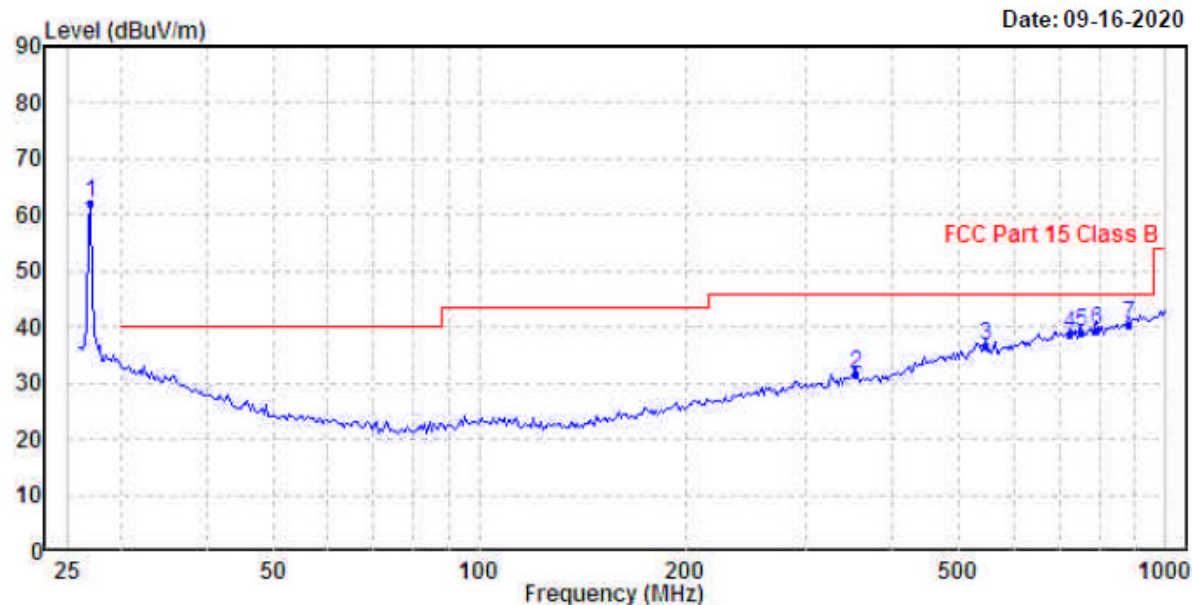
Page 9 of 18

No. : HMD20090009

Results of TX mode (30MHz – 1GHz): PASS

Please refer to the following table for result details(The data is the worst cases)

Horizontal



Ambient Temperature: 25C

Relative Humidity : 50%

	Freq	Level	Limit	Over	Remark	Pol/Phase
	MHz	dBuV/m	dBuV/m	dB		
1	27.113	62.21	-----	-----	Peak	Horizontal
2	353.361	31.52	46.00	-14.48	QP	Horizontal
3	546.087	36.60	46.00	-9.40	QP	Horizontal
4	722.801	38.64	46.00	-7.36	QP	Horizontal
5	749.962	39.02	46.00	-6.98	QP	Horizontal
6	789.711	39.32	46.00	-6.68	QP	Horizontal
7	882.125	40.33	46.00	-5.67	QP	Horizontal

The Hong Kong Standards and Testing Centre Limited

10 Dai Wang Street, Tai Po Industrial Estate, Tai Po, N.T., Hong Kong

Tel: +852 2666 1888 Fax: +852 2664 4353 Email: hkstc@stc.group Website: www.stc.group

This report shall not be reproduced unless with prior written approval from The Hong Kong Standards and Testing Centre Limited.

For Conditions of Issuance of this test report, please refer to "Conditions of Issuance of Test Reports" section or Website.



Test Report

Date : 2020-09-24

Page 10 of 18

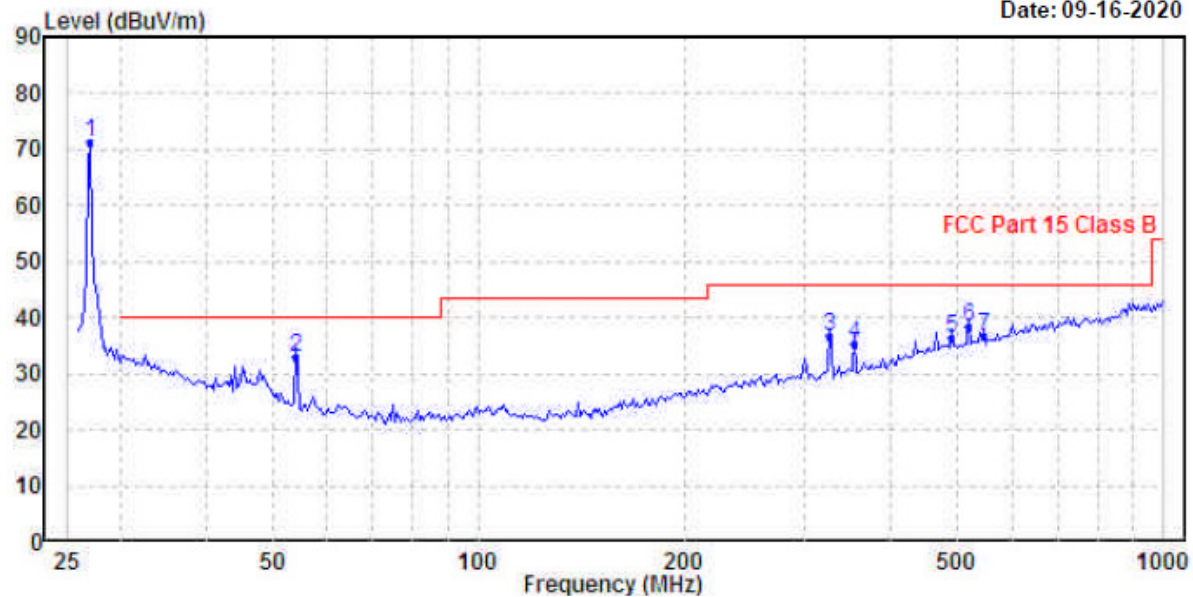
No. : HMD20090009

Results of TX mode (30MHz – 1GHz): PASS

Please refer to the following table for result details(The data is the worst cases)

Vertical

Date: 09-16-2020



Ambient Temperature: 25C

Relative Humidity : 50%

	Freq	Level	Limit	Over	Remark	Pol/Phase
	MHz	dBuV/m	dBuV/m	dB		
1	27.113	71.42	-----	-----	Peak	Vertical
2	54.247	33.00	40.00	-7.00	QP	Vertical
3	325.817	36.71	46.00	-9.29	QP	Vertical
4	353.361	35.35	46.00	-10.65	QP	Vertical
5	488.878	36.37	46.00	-9.63	QP	Vertical
6	518.601	38.47	46.00	-7.53	QP	Vertical
7	546.087	36.65	46.00	-9.35	QP	Vertical

The Hong Kong Standards and Testing Centre Limited

10 Dai Wang Street, Tai Po Industrial Estate, Tai Po, N.T., Hong Kong

Tel: +852 2666 1888 Fax: +852 2664 4353 Email: hkstc@stc.group Website: www.stc.group

This report shall not be reproduced unless with prior written approval from The Hong Kong Standards and Testing Centre Limited.

For Conditions of Issuance of this test report, please refer to "Conditions of Issuance of Test Reports" section or Website.



Test Report

Date : 2020-09-24

Page 11 of 18

No. : HMD20090009

3.1.2 Antenna Requirement

Test Requirements: § 15.203

Test Specification:

An intentional radiator shall be designed to ensure that no antenna other than that furnished by the responsible party shall be used with the device. The use of a permanently attached antenna or of an antenna that uses a unique coupling to the intentional radiator shall be considered sufficient to comply with the provisions of this section. The manufacturer may design the unit so that a broken antenna can be replaced by the user, but the use of a standard antenna jack or electrical connector is prohibited.

Test Results:

This is Line antenna. The antenna gain =0dBi. User is unable to remove or changed the Antenna.

The Hong Kong Standards and Testing Centre Limited

10 Dai Wang Street, Tai Po Industrial Estate, Tai Po, N.T., Hong Kong

Tel: +852 2666 1888 Fax: +852 2664 4353 Email: hkstc@stc.group Website: www.stc.group

This report shall not be reproduced unless with prior written approval from The Hong Kong Standards and Testing Centre Limited.

For Conditions of Issuance of this test report, please refer to "Conditions of Issuance of Test Reports" section or Website.



Test Report

Date : 2020-09-24
No. : HMD20090009

Page 12 of 18

3.2 20dB Bandwidth of Fundamental Emission

Test Requirement:	FCC 47 CFR 15.227
Test Method:	ANSI C63.10: 2013 (Section 13.1.7)
Test Date:	2020-09-17
Mode of Operation:	Tx mode

Test Method:

The bandwidth is measured at an amplitude level reduced from the reference level by a specified ratio. The reference level is the level of the highest amplitude signal observed from the transmitter at the fundamental frequency. Once the reference level is established, the equipment is conditioned with typical modulating signal to produce the worst-case (i.e. the widest) bandwidth.

Test Setup:

As Test Setup of clause 3.1.1 in this test report.

Spectrum Analyzer Setting:

RBW:	3kHz
VBW:	10kHz
Sweep:	Auto
Trace:	Max. hold

The Hong Kong Standards and Testing Centre Limited

10 Dai Wang Street, Tai Po Industrial Estate, Tai Po, N.T., Hong Kong

Tel: +852 2666 1888 Fax: +852 2664 4353 Email: hkstc@stc.group Website: www.stc.group

This report shall not be reproduced unless with prior written approval from The Hong Kong Standards and Testing Centre Limited.

For Conditions of Issuance of this test report, please refer to "Conditions of Issuance of Test Reports" section or Website.



Test Report

Date : 2020-09-24

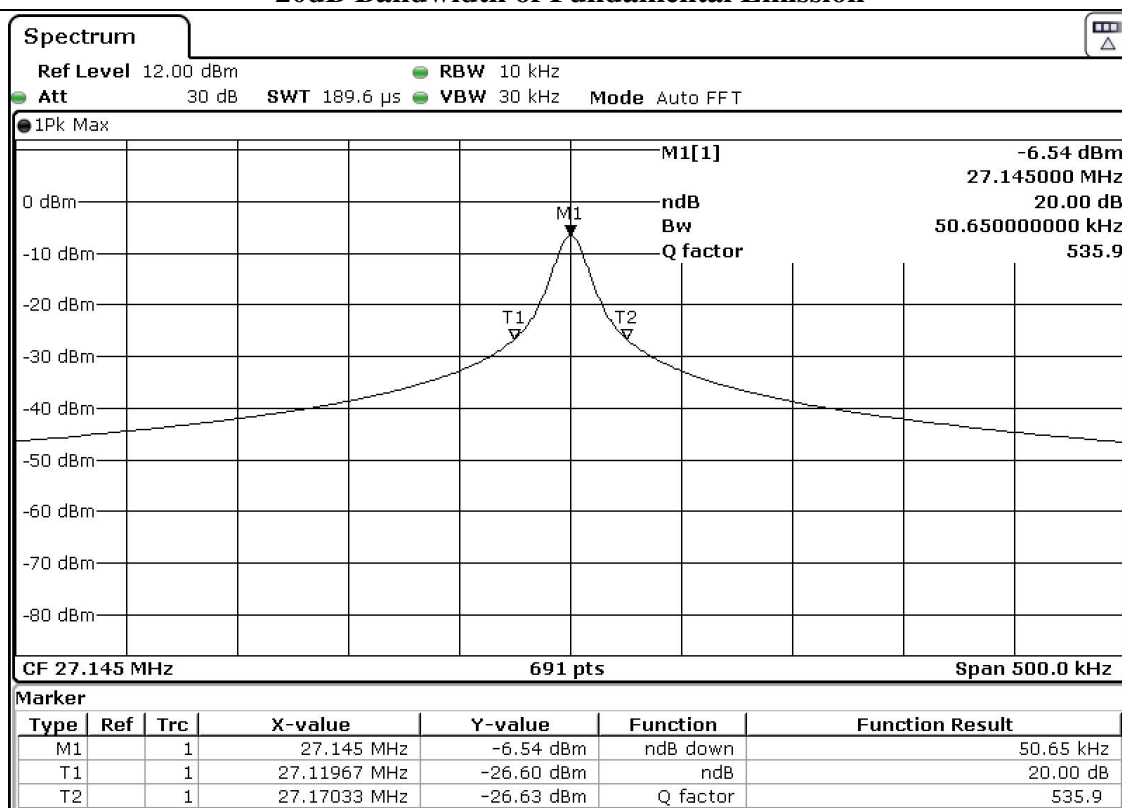
Page 13 of 18

No. : HMD20090009

Limits for 20dB Bandwidth of Fundamental Emission:

F1(MHz)	Fh(MHz)	Permitted frequency range(MHz)	Result
27.120	27.170	26.96-27.28	Compliant

20dB Bandwidth of Fundamental Emission



The Hong Kong Standards and Testing Centre Limited

10 Dai Wang Street, Tai Po Industrial Estate, Tai Po, N.T., Hong Kong

Tel: +852 2666 1888 Fax: +852 2664 4353 Email: hkstc@stc.group Website: www.stc.group

This report shall not be reproduced unless with prior written approval from The Hong Kong Standards and Testing Centre Limited.

For Conditions of Issuance of this test report, please refer to "Conditions of Issuance of Test Reports" section or Website.



Test Report

Date : 2020-09-24
No. : HMD20090009

Page 14 of 18

Appendix A

List of Measurement Equipment

Radiated Emission

EQP NO.	DESCRIPTION	MANUFACTURER	MODEL NO.	SERIAL NO.	LAST CAL	DUE CAL
EM215	MULTIDEVICE CONTROLLER	EMCO	2090	00024676	N/A	N/A
EM217	ELECTRIC POWERED TURNTABLE	EMCO	2088	00029144	N/A	N/A
EM218	ANECHOIC CHAMBER	ETS-LINDGREN	FACT-3	--	2020/04/20	2021/04/20
EM356	ANTENNA POSITIONING TOWER	ETS-LINDGREN	2171B	00150346	N/A	N/A
EM336	PRECISION CONICAL DIPOLE	SEIBERSDORF LABORATORIES	PCD 3100	6236/M	2020/05/30	2022/05/30
EM229	EMI TEST RECEIVER	R&S	ESIB40	100248	2020/05/13	2021/05/13
EM276	BROADBAND HORN ANTENNA	A-INFOMW	JXTXLB- 10180-SF	J203109090300 7	2019/03/20	2021/03/29
EM300	PYRAMIDAL STANDARD GAIN HORN ANTENNA	ETS-LINDGREN	3160-09	00130130	2020/04/28	2022/04/28
EM301	PYRAMIDAL STANDARD GAIN HORN ANTENNA	ETS-LINDGREN	3160-10	00130988	2020/04/28	2022/04/28
EM022	LOOP ANTENNA	ETS_LINDGREN	6502	00206533	2019/11/30	2021/11/30
EM200	DUAL CHANNEL POWER METER	R & S	NRVD	100592	2019/10/11	2021/10/11

Remarks:-

CM Corrective Maintenance
N/A Not Applicable
TBD To Be Determined

The Hong Kong Standards and Testing Centre Limited

10 Dai Wang Street, Tai Po Industrial Estate, Tai Po, N.T., Hong Kong

Tel: +852 2666 1888 Fax: +852 2664 4353 Email: hkstc@stc.group Website: www.stc.group

This report shall not be reproduced unless with prior written approval from The Hong Kong Standards and Testing Centre Limited.

For Conditions of Issuance of this test report, please refer to "Conditions of Issuance of Test Reports" section or Website.



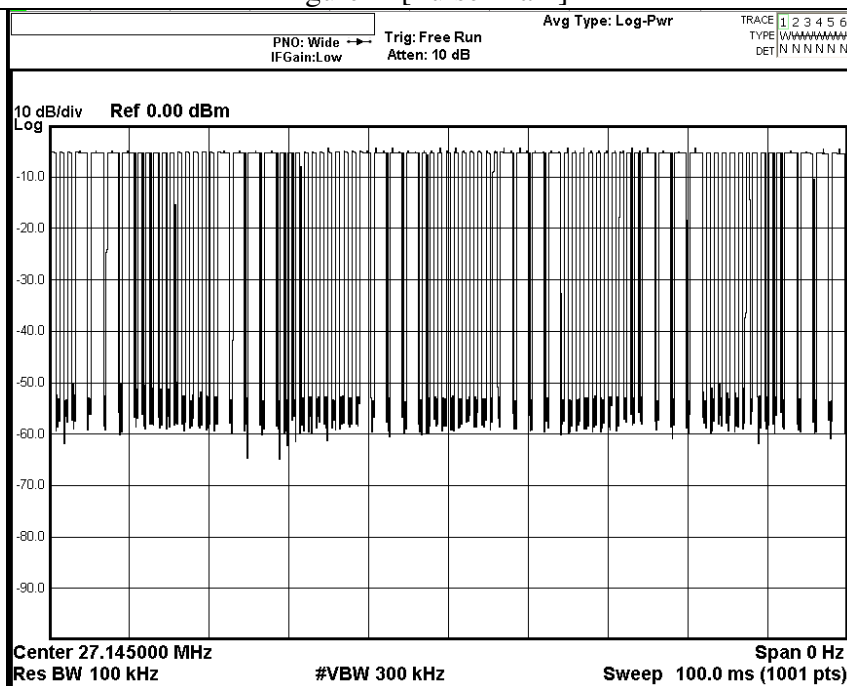
Page 15 of 18

Duty Cycle Correction During 100msec

Remarks:

$$\text{Duty cycle factor} = 20\text{Log} [(24*1.46+53*0.52)/100] = -4.07\text{dB}$$

Figure A [Pulse Train]



For Conditions of Issuance of this test report, please refer to "Conditions of Issuance of Test Reports" section or Website.



Test Report

Date : 2020-09-24
No. : HMD20090009

Page 16 of 18

Figure B [Long Pulse]

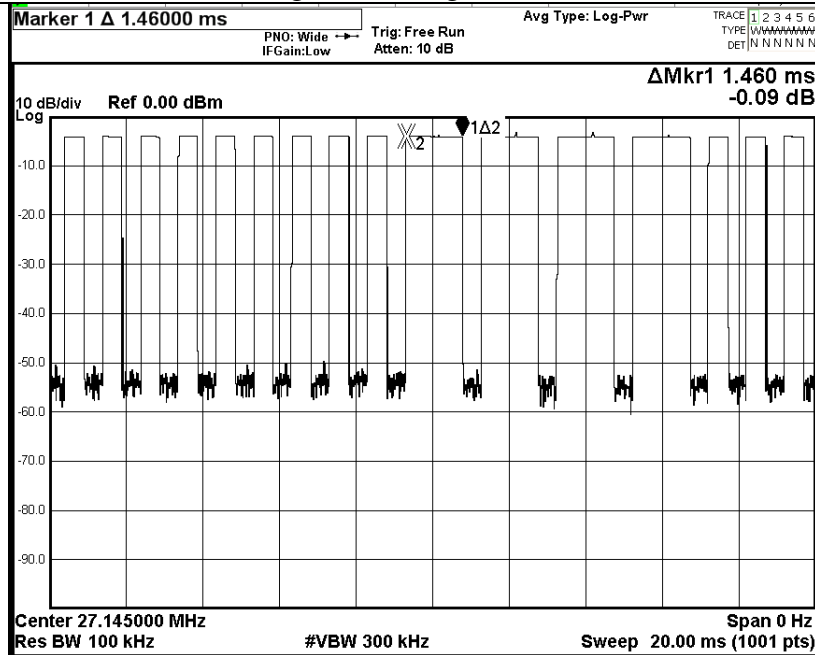
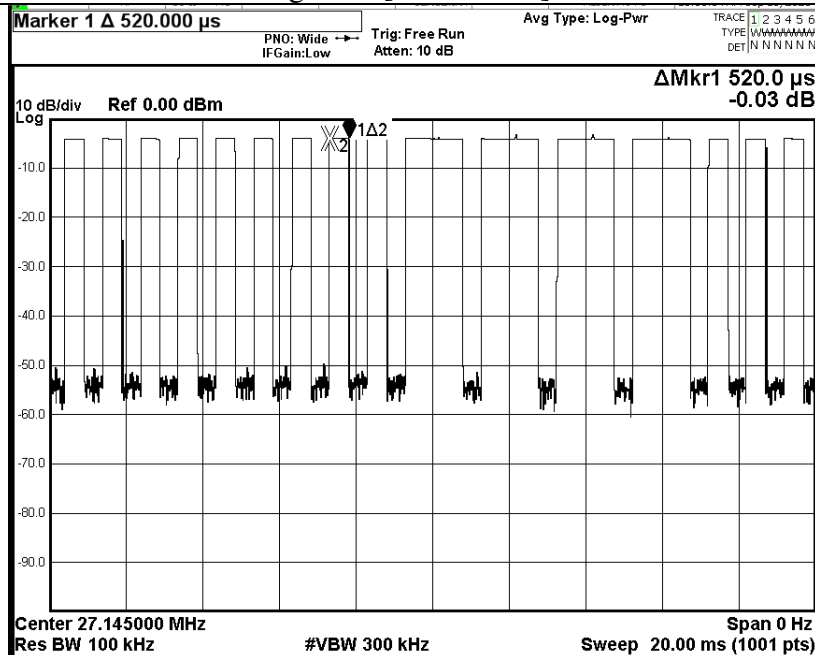


Figure C [Short Pulse]



The Hong Kong Standards and Testing Centre Limited

10 Dai Wang Street, Taipo Industrial Estate, Tai Po, N.T., Hong Kong

Tel: +852 2666 1888 Fax: +852 2664 4353 Email: hkstc@stc.group Website: www.stc.group

This report shall not be reproduced unless with prior written approval from The Hong Kong Standards and Testing Centre Limited.

For Conditions of Issuance of this test report, please refer to "Conditions of Issuance of Test Reports" section or Website.

Test Report

Date : 2020-09-24


Page 17 of 18

No. : HMD20090009


Appendix C

Photographs of EUT


Front View of the product




Rear View of the product




Inside View of the product



Inner Circuit Top View



Inner Circuit Bottom View



The Hong Kong Standards and Testing Centre Limited

10 Dai Wang Street, Tai Po Industrial Estate, Tai Po, N.T., Hong Kong

Tel: +852 2666 1888 Fax: +852 2664 4353 Email: hkstc@stc.group Website: www.stc.group

This report shall not be reproduced unless with prior written approval from The Hong Kong Standards and Testing Centre Limited.

For Conditions of Issuance of this test report, please refer to "Conditions of Issuance of Test Reports" section or Website.

Test Report


Date : 2020-09-24

No. : HMD20090009


Page 18 of 18

Photographs of EUT

Measurement of Radiated Emission Test Set Up



Measurement of Radiated Emission Test Set Up



******* End of Test Report *******

The Hong Kong Standards and Testing Centre Limited

10 Dai Wang Street, Tai Po Industrial Estate, Tai Po, N.T., Hong Kong

Tel: +852 2666 1888 Fax: +852 2664 4353 Email: hkstc@stc.group Website: www.stc.group

This report shall not be reproduced unless with prior written approval from The Hong Kong Standards and Testing Centre Limited.

For Conditions of Issuance of this test report, please refer to "Conditions of Issuance of Test Reports" section or Website.

Conditions of Issuance of Test Reports

1. All samples and goods are accepted by The Hong Kong Standards & Testing Centre Limited (the “Company”) solely for testing and reporting in accordance with the following terms and conditions. The Company provides its services on the basis that such terms and conditions constitute express agreement between the Company and any person, firm or company requesting its services (the “Clients”).
2. Any report issued by the Company as a result of this application for testing service (the “Report”) shall be issued in confidence to the Clients and the Report will be strictly treated as such by the Company. It may not be reproduced either in its entirety or in part and it may not be used for advertising or other unauthorized purposes without the written consent of the Company. The Clients to whom the Report is issued may, however, show or send it, or a certified copy thereof prepared by the Company to his customer, supplier or other persons directly concerned. Subject to clause 3, the Company will not, without the consent of the Clients, enter into any discussion or correspondence with any third party concerning the contents of the Report, unless required by the relevant governmental authorities, laws or court orders.
3. The Company shall be at liberty to disclose the testing-related documents and/or files anytime to any third-party accreditation and/or recognition bodies for audit or other related purposes. No liabilities whatsoever shall attach to the Company's act of disclosure.
4. The Company shall not be called or be liable to be called to give evidence or testimony on the Report in a court of law without its prior written consent, unless required by the relevant governmental authorities, laws or court orders.
5. The results in Report apply only to the sample as received and do not apply to the bulk, unless the sampling has been carried out by the Company and is stated as such in the Report.
6. When a statement of conformity to a specification or standard is provided, the ILAC-G8 Guidance document (and/or IEC Guide 115 in the electrotechnical sector) will be adopted as a decision rule for the determination of conformity unless it is inherent in the requested specification or standard, or otherwise specified in the Report.
7. In the event of the improper use the report as determined by the Company, the Company reserves the right to withdraw it, and to adopt any other additional remedies which may be appropriate.
8. Sample submitted for testing are accepted on the understanding that the Report issued cannot form the basis of, or be the instrument for, any legal action against the Company.
9. The Company will not be liable for or accept responsibility for any loss or damage howsoever arising from the use of information contained in any of its Reports or in any communication whatsoever about its said tests or investigations.
10. Clients wishing to use the Report in court proceedings or arbitration shall inform the Company to that effect prior to submitting the sample for testing.
11. Subject to the variable length of retention time for test data and report stored hereinto as to otherwise specifically required by individual accreditation authorities, the Company will only keep the supporting test data and information of this test report for a period of three years. The data and information will be disposed of after the aforementioned retention period has elapsed. Under no circumstances shall we provide any data and information which has been disposed of after the retention period. Under no circumstances shall we be liable for damages of any kind, including (but not limited to) compensatory damages, lost profits, lost data, or any form of special, incidental, indirect, consequential or punitive damages of any kind, whether based on breach of contract of warranty, tort (including negligence), product liability or otherwise, even if we are informed in advance of the possibility of such damages.
12. Issuance records of the Report are available on the internet at www.stc.group. Further enquiry of validity or verification of the Reports should be addressed to the Company.