



# User Guide



**numera™**  
*Measurably better health.™*

## Welcome

Thank you for choosing Numera Libris. This user guide provides key information about Libris, including Important Safety Information. Please review it carefully and keep it nearby for reference. If you have questions that are not addressed in the user guide, please call your customer service number.

**Some features and audio prompts described in this User Guide may not apply to your device. Device settings vary by service provider.**

## About Libris

Libris, a personal mobile responder, is cellular-enabled and designed to provide you personal emergency response services whether you are at home, away from home, and even in the shower or bath.

The Libris device is available with the optional Numera service “EverThere”, which allows the user, his/her family, or other support network to receive alerts for emergency events and track the user via GPS. Talk to your service provider about whether EverThere service is right for you.

Libris can be activated by:

- Pressing the Libris Call Button.
- Detecting a fall while wearing the Libris (if this option is enabled).

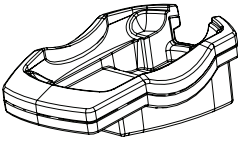
When activated, Libris will automatically call and allow you to speak with your service provider response team and provide information about your location. Your service provider response team can then notify emergency services for you, if needed.

### Calling Device



Libris

### Accessories



Cradle



Power Cord



Breakaway Lanyard Clip

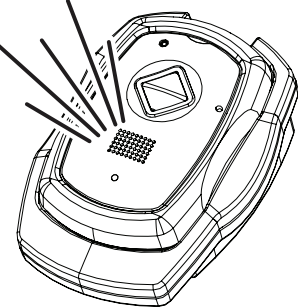
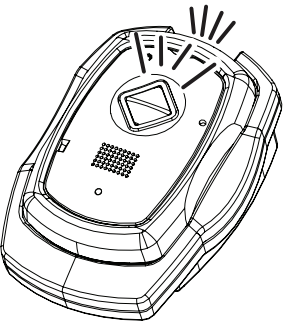
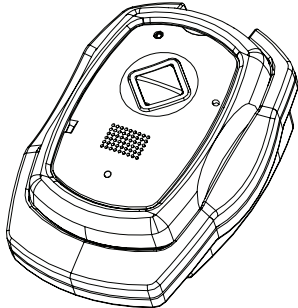


Belt Clip

## Activation and Set Up

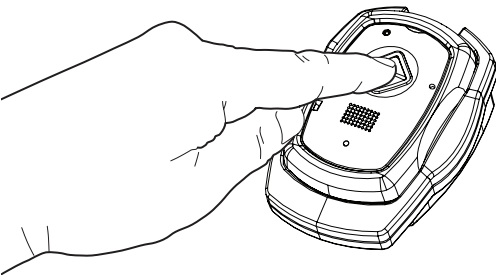
### Step 1: Activate Libris

- Place Libris into the Cradle. While charging, the Cellular and Battery Indicators will be on and show your current cellular signal strength and level of battery charge.
- Libris will automatically turn on when placed in the Cradle, and it will play an audio message indicating it is ready for its first use: “We are activating your personal mobile responder. We will notify you when activation is complete.” Libris will automatically receive any updates and, once activated on the cellular network, will say: “Activation is now complete. We are resetting your personal mobile responder so it is ready for your use. One moment please.” Allow up to a minute for Libris to restart.
- Libris will then play an audio message: “This personal mobile responder will notify your response team when it detects a fall. With one touch of the call button your response team will be available to assist you and will pinpoint your location so help can reach you.”



### Step 2: Call to Complete Set Up

- To register your personal mobile responder with your service provider response team, Libris will say: “It’s time to meet your response team. Please press and hold the Call Button down to connect to your response team now.”



- With Libris in the Cradle, press and hold the Call Button until Libris initiates the call. Libris can remain in the Cradle during the call to your service provider response team.
- Listen for the audio message: “Calling your response team now.”
- When you complete the call with your service provider response team, Libris will be set up.

**Important: Libris is not ready for use until you have completed the set up call with your service provider response team and, following that call, have charged Libris in the Cradle for 4 hours.**

**Note: If Libris does not power on and begin the activation process or cannot detect a cellular network, call your customer service number.**

## Cellular Indicator

The Cellular Indicator on top of Libris shows cellular signal strength.

- When the Cellular Indicator is green, Libris has a strong signal.
- When the Cellular Indicator is amber, Libris has a moderate signal.
- When the Cellular Indicator is red, Libris has no signal. Move to an area where you get a cellular signal. Libris will not function properly without an adequate cellular signal.

Cellular Indicator	Strength*
Green	Strong
Amber	Moderate
Red	No signal

\*A cellular signal may not be available in all areas.

**FOR PROPER OPERATION, LIBRIS REQUIRES ADEQUATE CELLULAR COVERAGE! POOR CELLULAR COVERAGE MAY RESULT IN THE INABILITY TO PLACE A CALL OR AUTOMATICALLY DETECT A FALL! Check with your service provider for known coverage limitations.**

## Important Safety Information

**FOR PROPER OPERATION, LIBRIS REQUIRES ADEQUATE CELLULAR COVERAGE! POOR CELLULAR COVERAGE MAY RESULT IN THE INABILITY TO PLACE A CALL OR AUTOMATICALLY DETECT A FALL! Check with your service provider for known coverage limitations.**

**To reduce risk of strangulation, the Libris Lanyard is designed to break apart under certain conditions. Any cord worn around the neck, however, can pose a risk of strangulation, including the possibility of serious injury and death. Libris users and caregivers should exercise care with the Lanyard to ensure it does not get caught or tangled in wheelchairs, walkers and other such equipment.**

**The battery in Libris is not designed to be removed or replaced. Battery tampering carries an inherent risk of explosion. Do not tamper with, replace or manipulate the Libris or battery in any way.**

**As with all location-based services, it may not always be possible to determine your location. Multi-level buildings, parking garages, and even dense urban areas can make it difficult for satellites and cell phone towers to determine your exact location.**

**In an emergency, please provide your service provider response team with as much information as possible about your location.**

**Libris is not a replacement for regular contact with caregivers or access to an alternative means of placing an emergency call.**

**While the fall detection system performs well, no such system is 100% reliable. If you experience a fall that causes actual or potential injury, do not wait for the automatic call. You should always press the Call Button manually in an emergency if you are able.**

**Libris requires adequate battery charge for proper operation. Low battery may result in the inability to place a call, automatically detect a fall, and/or properly locate you automatically during an emergency. See below for more information regarding the battery indicator and proper testing.**

**Libris is designed to be highly water-resistant, not waterproof. Usage other than as directed may result in the inability to place a call, automatically detect a fall, and/or properly locate you automatically during an emergency.**

**Use only the Numera-provided Cradle and Power Cord. Keep the Cradle and Power Cord in good condition and located where they do not pose a safety hazard.**

**Test this System weekly. It is strongly recommended that you test this equipment at least weekly to ensure the System is working properly.**

## Battery Indicator

The Battery Indicator, which surrounds the Call Button, shows the level of battery charge.

- When the Battery Indicator is green, Libris is adequately charged.
- When the Battery Indicator is amber, Libris is moderately charged.
- When the Battery Indicator is red, the battery charge is low, consider charging soon.

Battery Indicator	Status*	Action Required
Green	Good	Ready for use
Amber	Moderate	No action needed
Red	Low	Charge soon

\*The Libris battery is designed to operate on a single charge for 36 hours but may be reduced as a result of user activity, cellular coverage, talk time, device-specific settings, and device life.

**Important: Libris requires an adequate battery charge to function properly. Prior to use, please charge Libris at least 4 hours. We recommend charging the device each night.**

## Indicator Light Settings

The cellular and battery indicator light settings may be configured by your service provider to flash at a regular interval or activate by quickly pressing the Call Button.

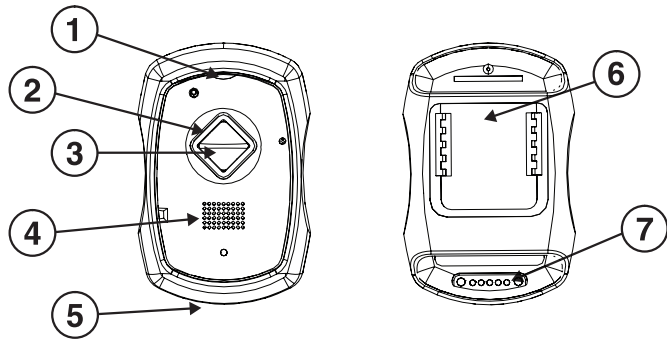
## Sleep Mode

Any time Libris is placed in the Cradle, it will enter Sleep Mode cycles for approximately one hour. During this time, the cellular signal strength indicator light will turn off or flash red. Libris will automatically exit Sleep Mode if the Call Button is pressed, the device is removed from the Cradle, or it is between Sleep Mode cycles.

## Wearing Libris

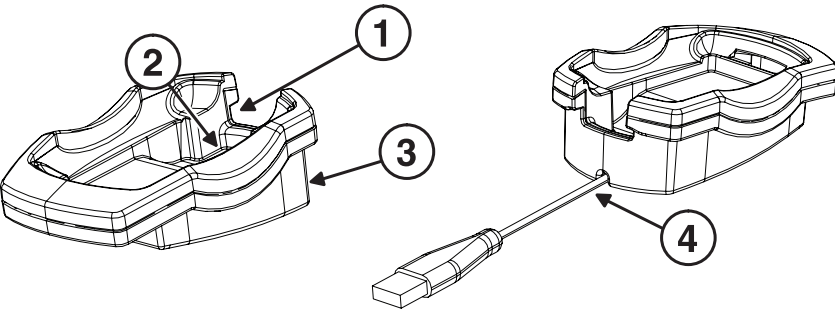
Libris can be worn on a belt using the Belt Clip, or as a pendant around your neck using the Lanyard Clip. Although the Libris can be worn inside clothing, be advised it may be difficult to reach help button in an emergency. Talk to your health care provider regarding the most effective way to wear your Libris.

**Use only the Numera-provided Lanyard. To reduce risk of strangulation, the Libris Lanyard is designed to break apart under certain conditions. Any cord worn around the neck, however, can pose a risk of strangulation, including the possibility of serious injury and death. Libris users and caregivers should exercise care with the Lanyard to ensure it does not get caught or tangled in wheelchairs, walkers and other such equipment.**



## Libris Overview

- Cellular Indicator shows cellular signal strength.
- Battery Indicator, which surrounds the Call Button, shows battery status.
- Call Button, when pushed, initiates a two-way call to your service provider response team.
- Speaker allows you to hear your service provider response team.
- Microphone allows service provider response team to hear you. It is placed 2/3 up the right hand side of the front face.
- Clip Lock enables you to affix a Lanyard Clip or Belt Clip.
- Charging Pins connect Libris to the Cradle (be sure to keep these pins clean and free of debris)



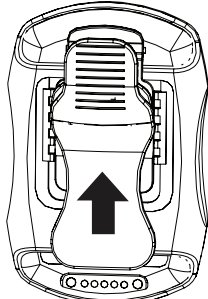
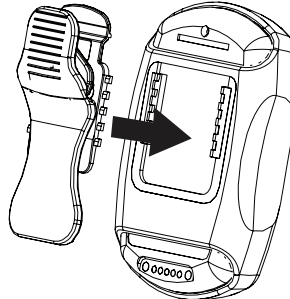
## Cradle Overview

- Cradle is for holding Libris while charging.
- Charging Pins connect Cradle to the Libris (be sure to keep these pins clean and free of debris).
- Power Port is where the low voltage connector of the Power Cord connects to the Cradle.
- Power Cord connects the Cradle’s Power Port to a standard wall outlet.

**Important: Libris requires a vertical position with the Call Button facing away from the body to operate properly.**

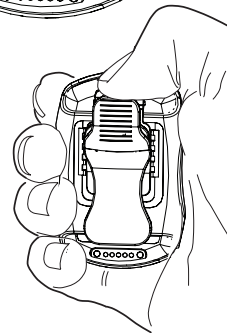
## Attaching Belt Clip or Lanyard Clip

- Align the notched side of the Clip with the notched area on the back.
- Press inward until the Clip notches are nested within the Libris notches.
- Firmly push the Clip toward the top of the device. It is secure when you hear a click or you can no longer see the notches on the Clip.



## Removing the Clip

- Hold Libris in your hand as shown, with the Call Button facing the palm of your hand.
- Forcefully push downward on the Clip with your thumb to open.



## Turning On and Off

To turn Libris on, press the Call Button and hold it until the Battery Indicator flashes. Libris will play music while it starts up. Once connected, Libris will play a message: “Your personal mobile responder is ready.”

Placing Libris into the Cradle will turn it on automatically. Start-up audio prompts are silenced while this function is carried out in the Cradle.

To turn Libris off, press the Call Button twice, holding down the second press for 7 seconds until Libris plays a message announcing that you have requested to turn it off. It will ask you to confirm by pressing the Call Button one more time. If done correctly, Libris will play the following message: “Powering off now. Good bye.”

**Note: When you first receive Libris, leave it in the Cradle for 4 hours.**



Emergency Calls

Place a Call Manually with Libris

To make an emergency call yourself using Libris:

- **Step 1.** Press and hold the Call Button once.
- **Step 2.** Listen for the audio message: “Calling your response team now. Please hold the device and position the microphone near your mouth to complete your call.”
- **Step 3.** Your service provider response team will answer your call, talk to you to assess your needs, and notify emergency services if appropriate.

Automatic Call if a Fall is Detected

If the fall detection option has been enabled, when Libris detects a potential fall while you are wearing the Libris or a fall detecting Pendant, it is designed to automatically call your service provider response team:

- If Libris has detected a potential fall, it will announce: “A fall is detected. Calling your response team now. Please hold the device and position the microphone near your mouth to complete your call.”



- If you have fallen and require assistance, push the Call Button once manually and do not wait for Libris to automatically place the call.

**⚠ Important: Libris requires adequate battery charge and cellular signal to make an emergency call. Some falls may not be detected even with adequate battery charge and cellular signal.**

System Care

System Supervision

Supervision works to automatically notify the service provider to potential system or optional Pendant Calling Device trouble. Local indications will also provide notification in the case of prolonged trouble.

If the system stops providing local chime tones, voice annunciations, or the indicators on the Libris stop illuminating as described in this manual, contact customer service to determine if the system is operating properly. Customer service will provide instructions on how to test and/or return the unit.

SAR Compliance

Specific Absorption Rate (SAR) refers to the rate at which body absorbs RF energy. The device has been tested and meets applicable SAR limits for the devices used by the general public. During testing, the device is set to its highest transmission levels and placed in the positions that simulate use – next to the head with 10 mm separation, and near body with the accessories (Lanyard or Belt clip).

Carry the device at least 10 mm distance away from either your head or body to ensure compliance FCC/IC RF exposure levels. Cases with metal parts may change the RF performance including the RF exposure, in a manner that has not been tested or certified.

Disclaimer of Warranties and Limitation of Liability

Numera Libris and all information, content, materials, products (including software) and other services included on or otherwise made available to user through Libris are provided by Numera on an “as is” and “as available” basis, unless otherwise specified in writing. Numera makes no representations or warranties of any kind, express or implied, as to the operation of Libris, or the information, content, materials, products (including software) or other services included on or otherwise made available to user through Libris, unless otherwise specified in writing. User expressly agrees that your use of Libris is at your sole risk to the extent permissible by applicable law. Numera disclaims all warranties, express or implied, including, but not limited to, implied warranties of merchantability and fitness for a particular purpose. Numera does not warrant that the Libris, information, content, materials, products (including software) or other services included on or otherwise made available to user through Libris, or electronic communications sent from Numera, are free of viruses or other harmful components. Numera will not be liable for any damages of any kind arising from the use of Libris, or from any information, content, materials, products (including software) or other services included on or otherwise made available to user through Libris, including, but not limited to direct, indirect, incidental, punitive, and consequential damages, unless otherwise specified in writing.

Certain state laws do not allow limitations on implied warranties or the exclusion or limitation of certain damages. If these laws apply to you, some or all of the above disclaimers, exclusions, or limitations may not apply to you, and you might have additional rights.

User understands that Numera IS NOT AN INSURER and that (a) the amounts due under these Terms of Use are based upon the value of the services provided by Numera, and the scope of liability as herein set forth and are unrelated to the value of the User’s property, cost of medical care, loss of life or physical impairment or injuries; (b) the system utilized and relied upon by Numera may not always operate properly for various reasons beyond Numera’s control; accordingly, Numera makes no guarantee or warranty, including any implied warranty of merchantability or fitness that the Libris system supplied hereunder will avert or prevent occurrences or the consequences there from which they are designed to detect and/or respond to; (c) it is difficult if not impossible for Numera to determine or control how quickly and adequately police, fire, paramedics, emergency personnel or others may respond to an alarm signal or dispatch. THEREFORE USER AGREES THAT even if Numera should be found liable for loss, damage or injury due to a failure of service or equipment in any respect, Numera’s liability shall be limited to ten percent (10%) of the annual fees paid by User pursuant to these Terms of Use or \$500, whichever is greater, as the agreed upon damages and not as a penalty, as the exclusive remedy, and that the provisions of this paragraph shall apply if loss, damage or injury irrespective of cause or origin, results directly or indirectly to person or property from performance or nonperformance of obligations imposed by these Terms of Use or from negligence, active or otherwise, of Numera, its agents or employees.

Indemnification

User agrees to indemnify and hold harmless Numera, its officers, directors, shareholders, agents, employees, subsidiaries, parent and affiliate corporations, against any and all liability, claims, damages, suits, demands, expenses, and costs (including but not limited to court costs and reasonable attorneys’ fees) of every kind arising out of or in consequence of Numera’s breach of these Terms of Use and/or of the negligent errors and omissions, and/or willful misconduct of Numera, its agents, servants, and employees in the performance of, or conduct related to, these Terms of Use.

Audio Messages

Libris will deliver an alert tone and the following audio messages to notify you of system changes.

Audio Msg.	“Calling your response team now. Please hold the device and position the microphone near your mouth to complete your call.”
Meaning	Libris is establishing a connection with your response team.
Audio Msg.	“Ending your call now.”
Meaning	The connection with your response team is ending.
Audio Msg.	“A fall is detected. Calling your response team now. Please hold the device and position the microphone near your mouth to complete your call.”
Meaning	Libris has detected a fall and is automatically calling your service provider response team.
Audio Msg.	“Your personal mobile responder is powering off. Please confirm by pressing the center button again.”
Meaning	Warning that pushing the Call Button again will turn Libris off and access to emergency help will be lost.
Audio Msg.	“Your response team is initiating a call. They will be with you in a moment.”
Meaning	Your service provider response team is calling your Libris.
Audio Msg.	“Charge your personal mobile responder soon.”
Meaning	Libris battery charge is low; place Libris in the Cradle for 4 hours.
Audio Msg.	“Charge your personal mobile responder NOW. Please place your personal mobile responder in the Charger now.”
Meaning	Libris battery charge is critically low; place Libris in the Cradle immediately and leave in Cradle for 4 hours.
Audio Msg.	“Calling your response team now. Please hold the device and position the microphone near your mouth to complete your call. To cancel, press the Call Button twice and hold for 7 seconds.”
Meaning	A call to your service provider response team has been initiated. To cancel a call, press the Call Button twice and hold during the second press for 7 seconds.
Audio Msg.	“No cellular coverage. Your personal responder cannot contact your response team but will continue to attempt a call. Placing your personal responder in the charger will cancel the call.”
Meaning	Libris detected a fall but is beyond cellular range. Libris cannot contact the service provider response team but will keep attempting to call.

\*This is not a comprehensive list: not all audio messages are enabled by default. Your service provider may elect to activate/deactivate some messages.

Specifications

Your new Numera Libris is designed to the following specifications:

Wide Area Cellular Connectivity	LTE Cat1
Location Services	On-board Global Positioning Services (GPS) and mobile network Location Based Services (LBS).
Local Area Connectivity	Bluetooth BLE V5
Audio	Full duplex speakerphone; providing communication up to 1 meter from device.
Automatic Fall Detection	On-board sensors for free-fall and 3-dimensional space analysis using proprietary algorithms.
Fall Detection Analysis	Fall detection identification using cloud-based proprietary algorithms and class libraries.
Battery Life	36-hour standby battery life; battery life may be reduced as a result of user activity, cellular coverage, talk time, device-specific settings, and device life.
Battery Indicator	Light indicates level of battery charge. <ul style="list-style-type: none"><li>● Green: Adequately charged</li><li>● Amber: Moderately charged</li><li>● Red: Low charge</li></ul>
Cellular Indicator	Light indicates cellular signal strength. <ul style="list-style-type: none"><li>● Green: Strong signal</li><li>● Amber: Moderate signal</li><li>● Red: No signal</li></ul>
Dimension	73 x 46 x 18 mm (without belt clip or lanyard clip).
Manual Alert	Mechanical touch button initiates voice call and simultaneous data transmission to call center.
Casing	Polycarbonate thermal plastic casing with IK06 rating.
Weight	50 grams
Certifications	Federal Communication Commission (FCC), Certified Mobile Operator (PTCRB)
Environment	Highly water-resistant; designed to be worn in the shower or bath. Submersible up to 1 meter for 30 minutes (IP67). Shatter-resistant from 2 meters (IK06). Functional at temperatures from -20°C to 60°C. Charging temperature range 0°C to 45°C. Conditions exceeding 45°C could slow or interrupt normal charging cycle.

We, Nortek Security & Control, LLC of 5919 Sea Otter Place, Carlsbad, CA 92010, declare under our sole responsibility that the device, Libris 2.0 complies with Part 15 of the FCC rules.

FCC & IC Notice

This device complies with Part 15 of the FCC Rules and Industry Canada license exempt standard(s). Operation is subject to the following two conditions:

- (1) This device may not cause harmful interference, and
- (2) This device must accept any interference received, including interference received that may cause undesired operation.

Le présent appareil est conforme aux CNR d’Industrie Canada applicables aux appareils radio exempts de licence. L’exploitation est autorisée aux deux conditions suivantes:

- (1) l'appareil ne doit pas produire de brouillage, et
- (2) l'utilisateur de l'appareil doit accepter tout brouillage radioélectrique subi, même si le brouillage est susceptible d'en compromettre le fonctionnement.

This Class B digital apparatus complies with Canadian ICES-003  
Cet appareil numérique de la classe B est conforme à la norme NMB-003 du Canada.  
This equipment has been tested and found to comply with the limits for a Class B digital device, pursuant to Part 15 of the FCC Rules. These limits are designed to provide reasonable protection against harmful interference in a residential installation.

This equipment generates, uses, and can radiate radio frequency energy and, if not installed and used in accordance with the instructions may cause harmful interference to radio communications. However, there is no guarantee that interference will not occur in a particular installation. If this equipment does cause harmful interference to radio or television reception, which can be determined by turning the equipment off and on, the user is encouraged to try to correct the interference by one or more of the following measures:

- Reorient or relocate the receiving antenna.
- Increase the separation between the equipment and receiver
- Connect the equipment into an outlet on a circuit different from that to which the receiver is connected
- Consult the dealer or an experienced radio/TV technician to help.

WARNING:  
Changes or modifications not expressly approved by the manufacturer could void the user’s authority to operate the equipment.

Terms of Use

BY ACTIVATING YOUR NUMERA LIBRIS (“Libris”), YOU (“User”) AGREE TO THESE TERMS OF USE (“Terms of Use”), WHICH GOVERN YOUR USE OF NUMERA LIBRIS. PLEASE READ THEM AND THE IMPORTANT SAFETY INFORMATION IN THIS USER GUIDE CAREFULLY.

Numera Libris contains software code that is protected by U.S. and international copyright laws. Numera retains ownership to all copyrights. Users have a limited license to use Libris only in accordance with the Terms of Use in this user guide. Any modification, copying, reverse engineering, or other use that is not authorized by law, by this license, or by the express written consent of Numera is strictly prohibited. Unauthorized reproduction or distribution of copyrighted materials in the United States is subject to civil and criminal remedies pursuant to Title 17 of the United States Code.

Libris provides User’s location to service provider/response team in order to respond to an event requiring assistance. By activating the Libris product, User agrees to allow Libris to provide the response team with the User’s location. Similarly, if User subscribes to EverThere service, by activating Libris, User consents to response team providing location information to those members of the User’s EverThere network/team. By activating Libris, User consents to the use of their personally identifiable information as described in Numera’s privacy policy and notice, located at [www.numera.com/privacy](http://www.numera.com/privacy).

Your consent will be valid for the duration of your relationship with Libris unless you revoke it. You may revoke your consent by contacting your dealer. If you do not consent or you revoke consent, we may be unable to provide you with assistance during an alert event.

Numera reserves the right to revise and update these Terms of Use at any time. User should review these Terms of Use periodically as your continued use of Libris means you accept such changes and additional terms that may apply.

General Disclaimers

- (i) For proper operation, Libris requires adequate cellular coverage. Poor cellular coverage may result in the inability to place a call and automatically detect a fall.
- (ii) In an emergency, User should provide the response team with as much information as possible about their location.
- (iii) Libris is not a replacement for User’s regular contact with caregivers or access to an alternative means of placing an emergency call.
- (iv) While the fall detection system performs well, no such system is 100% reliable. If User experiences a fall that causes actual or potential injury, do not wait for the automatic call. User should always press the Call Button manually if able.
- (v) Libris requires adequate battery charge for proper operation. Low battery may result in the inability to place a call, automatically detect a fall, and/or properly locate User automatically during an emergency.
- (vi) Libris utilizes both Global Positioning System (GPS) and network Location Based Services (LBS) in order to find User’s current location. By activating the Libris product, User agrees to allow Numera and their affiliates to use this information to provide services to them in the case of an emergency response.
- (vii) Libris provides User’s location to a response team in order to respond to an event requiring assistance. By activating the Libris product, User agrees to allow Libris to provide the response team with User’s location.
- (viii) Libris Lanyards are designed to break apart under certain conditions; however, any cord worn around the neck can pose a risk of strangulation, including the possibility of serious injury or death.
- (ix) Libris does not provide medical advice. User should always consult his or her physician or other healthcare professional with any question regarding any medical or mental health condition, or for specific guidance regarding nutrition or physical activity.

Package Disposal



**External Packaging:** Cardboard, Recycle



**Internal Packaging:** Blister Pack, Polyethylene terephthalate, Recycle

Battery Guidelines

- Improper battery use may result in a fire, explosion or other hazard.**
- Do not modify or remanufacture, attempt to insert foreign objects into the battery, immerse or expose to water or other liquids, expose to fire, explosion or other hazard.
- Only use the battery with a charging system that is supplied with the product. Use of an unqualified battery or charger may present a risk of fire, explosion, leakage, or other hazard.
- Do not disassemble, open, crush, bend, deform, puncture or shred battery.
- Promptly dispose of used batteries in accordance with local regulations.
- Avoid dropping the device or battery. If the device or battery is dropped, especially on a hard surface, and you suspect damage to the battery, call your customer service number for instructions.
- The device may only be charged via the charger’s power port using the Libris Charger included with the product.

Symbols Used

On packaging, labeling and in parts of this user guide, you may encounter the following symbols shown here with their meaning:



Caution - there are specific warnings and precautions associated with the use of this device



Manufacturer



This equipment has been tested and found to comply with the limits for a Class B digital device, pursuant to Part 15 of the FCC Rules



Numera, Numera Libris, “Measurably Better Health” are trademarks of Nortek Security & Control LLC. All other company and product names used herein may be trademarks, or registered trademarks of the respective companies.  
Copyright © 2019 Nortek Security & Control LLC 10026230 A