



SGS-CSTC Standards Technical Services Co., Ltd. Guangzhou Branch

198 Kezhu Road, Sciencetech Park, Guangzhou Economic & Technological
Development District, Guangzhou, China 510663

Telephone: +86 (0) 20 82155555
Fax: +86 (0) 20 82075059
Email: ee.guangzhou@sgs.com

Report No.: GZEM180500239801
Page: 1 of 11
FCC ID: PIYW6459-12A4R

TEST REPORT

Application No.: GZEM1805002398CR
Applicant: Mattel Asia Pacific Sourcing Limited
Address of Applicant: Room 1301, South Tower, World Finance Centre, Harbour City Tsim Sha Tsui Kowloon Hong Kong
Manufacturer: Mattel Electronics Dongguan
Address of Manufacturer: Long Yan Management Area, Humen Town, DongGuan City, Guang Dong Province
Factory: Dongguan Radica Games Manufactory Co., Ltd
Address of Factory: Long Yan Management Area, Humen Town, DongGuan City, Guang Dong Province
FCC ID: PIYW6459-12A4R
Equipment Under Test (EUT):
EUT Name: HW RC 6V TEAM HOT WHEELS
Model No.: W6456, X7725, W6459. □
□ Please refer to section 2 of this report which indicates which model was actually tested and which were electrically identical.
Standard(s) : 47 CFR Part 15, Subpart B
Date of Receipt: 2018-05-09
Date of Test: 2018-06-20
Date of Issue: 2018-06-28

Test Result:	Pass*
---------------------	--------------

* In the configuration tested, the EUT complied with the standards specified above.



Kobe Jian

EMC Laboratory Manager

The manufacturer should ensure that all products in series production are in conformity with the product sample detailed in this report. If the product in this report is used in any configuration other than that detailed in the report, the manufacturer must ensure the new system complies with all relevant standards. Any mention of SGS International Electrical Approvals or testing done by SGS International Electrical Approvals in connection with, distribution or use of the product described in this report must be approved by SGS International Electrical Approvals in writing.

This document is issued by the Company subject to its General Conditions of Service printed overleaf, available on request or accessible at <http://www.sgs.com/en/Terms-and-Conditions.aspx> and, for electronic format documents, subject to Terms and Conditions for Electronic Documents at <http://www.sgs.com/en/Terms-and-Conditions/Terms-e-Document.aspx>. Attention is drawn to the limitation of liability, indemnification and jurisdiction issues defined therein. Any holder of this document is advised that information contained hereon reflects the Company's findings at the time of its intervention only and within the limits of Client's instructions, if any. The Company's sole responsibility is to its Client and this document does not exonerate parties to a transaction from exercising all their rights and obligations under the transaction documents. This document cannot be reproduced except in full, without prior written approval of the Company. Any unauthorized alteration, forgery or falsification of the content or appearance of this document is unlawful and offenders may be prosecuted to the fullest extent of the law. Unless otherwise stated the results shown in this test report refer only to the sample(s) tested and such sample(s) are retained for 30 days only.



SGS-CSTC Standards Technical Services Co., Ltd.
Guangzhou Branch

Report No.: GZEM180500239801
Page: 2 of 11

Revision Record				
Version	Chapter	Date	Modifier	Remark
01		2018-06-28		Original

Authorized for issue by:			
Tested By			
			2018-06-20
	Curry_Wu /Project Engineer		Date
Checked By			
			2018-06-28
	Ricky_Liu /Reviewer		Date



2 Test Summary

Emission Part				
Item	Standard	Method	Requirement	Result
Radiated Emissions (30MHz-1GHz)	47 CFR Part 15, Subpart B	ANSI C63.4:2014	Class B	Pass

InternalSource	UpperFrequency
Below 1.705MHz	30MHz
1.705MHz to 108MHz	1GHz
108MHz to 500MHz	2GHz
500MHz to 1GHz	5GHz
Above 1GHz	5th harmonic of the highest frequency or 40GHz, whichever is lower

✧ Declaration of EUT Family Grouping:

Model No.: W6456, X7725, W6459

According to the declaration from the applicant, the electrical circuit design, layout, components used and internal wiring were identical for all models, with only differences on the model/ietm No, color and outer decoration.

Therefore only one model X7725 was tested in this report.

3 Contents

	Page
1 Cover Page.....	1
2 Test Summary.....	3
3 Contents.....	4
4 General Information	5
4.1 Details of E.U.T.....	5
4.2 Description of Support Units	5
4.3 Measurement Uncertainty.....	5
4.4 Test Location	5
4.5 Test Facility	6
4.6 Deviation from Standards	7
4.7 Abnormalities from Standard Conditions	7
5 Equipment List.....	8
6 Emission Test Results	9
6.1 Radiated Emissions (30MHz-1GHz).....	9
6.1.1 E.U.T. Operation.....	9
6.1.2 Test Setup Diagram.....	9
6.1.3 Measurement Data.....	10



4 General Information

4.1 Details of E.U.T.

Power Supply:	DC 6V (Size 'AA' x 4) battery for car DC 3V (Size 'AA' x 2) battery for remote control
Test Voltage:	DC 3V
Antenna Gain	0dBi

4.2 Description of Support Units

The EUT has been tested as an independent unit.

4.3 Measurement Uncertainty

EMC

No.	Item	Measurement Uncertainty
1	Conducted Disturbance Voltage at Mains Terminals	3.63dB (9kHz to 150kHz)
		3.22dB (150kHz to 30MHz)
2	Disturbance Power	3.78dB
3	Radiated Emissions	5.0dB (30MHz-1GHz)
		5.0dB (1GHz-6GHz)
4	Radiated Immunity	2.18dB(80MHz-3GHz)
5	Conducted Immunity	3.5dB(150kHz-230MHz)
6	Electrostatic Discharge	6 %
7	EFT (Electrical Fast Transients)	4 %
8	Surge Immunity	6%
9	Voltage Dips and Interruptions	4 %
10	CISPR 20 Immunity	1.5dB
11	Temperature	0.4 °C
12	Humidity	1.3%
13	DC power	0.5 %

4.4 Test Location

All tests were performed at:

SGS-CSTC Standards Technical Services Co., Ltd., Guangzhou Branch EMC Laboratory,
198 Kezhu Road, Sciencetech Park, Guangzhou Economic & Technology Development District,
Guangzhou, China 510663

Tel: +86 20 82155555 Fax: +86 20 82075059

No tests were sub-contracted.



4.5 Test Facility

The test facility is recognized, certified, or accredited by the following organizations:

● **NVLAP (Lab Code: 200611-0)**

SGS-CSTC Standards Technical Services Co., Ltd., Guangzhou EMC Laboratory is accredited by the National Voluntary Laboratory Accreditation Program (NVLAP/NIST). NVLAP Code: 200611-0.

The report must not be used by the client to claim product certification, approval, or endorsement by NVLAP, NIST, or any agency of the Federal Government.

● **ACMA**

SGS-CSTC Standards Technical Services Co., Ltd., EMC Laboratory can also perform testing for the Australian C-Tick mark as a result of our NVLAP accreditation.

● **SGS UK(Certificate No.: 32), SGS-TUV SAARLAND and SGS-FIMKO**

Have approved SGS-CSTC Standards Technical Services Co., Ltd., EMC Laboratory as a supplier of EMC TESTING SERVICES and SAFETY TESTING SERVICES.

● **CNAS (Lab Code: L0167)**

SGS-CSTC Standards Technical Services Co., Ltd., EMC Laboratory has been assessed and in compliance with CNAS-CL01:2006 accreditation criteria for testing laboratories (identical to

ISO/IEC 17025:2005 General Requirements) for the Competence of Testing Laboratories.

● **FCC Recognized 2.948 Listed Test Firm(Registration No.: 282399)**

SGS-CSTC Standards Technical Services Co., Ltd., EMC Laboratory has been registered and fully described in a report filed with the (FCC) Federal Communications Commission. The acceptance letter from the FCC is maintained in our files. Registration 282399, May 31, 2002.

● **FCC Recognized Accredited Test Firm(Registration No.: 486818)**

SGS-CSTC Standards Technical Services Co., Ltd., EMC Laboratory has been accredited and fully described in a report filed with the (FCC) Federal Communications Commission. The acceptance letter from the FCC is maintained in our files. Designation Number: CN5016, Test Firm Registration Number: 486818, Jul 13, 2017.

● **Industry Canada (Registration No.: 4620B-1)**

The 3m/10m Alternate Semi-anechoic chamber of SGS-CSTC Standards Technical Services Co., Ltd., has been registered by Certification and Engineering of Industry Canada for radio equipment testing with Registration No. 4620B-1.

● **VCCI (Registration No.: R-2460, C-2584, G-449 and T-1179)**

The 10m Semi-anechoic chamber and Shielded Room of SGS-CSTC Standards Technical Services Co., Ltd. have been registered in accordance with the Regulations for Voluntary Control Measures with Registration No.: R-2460, C-2584, G-449 and T-1179 respectively.

● **CBTL (Lab Code: TL129)**

SGS-CSTC Standards Technical Services Co., Ltd., E&E Laboratory has been assessed and fully comply with the requirements of ISO/IEC 17025:2005, the Basic Rules, IECEE 01 and Rules of procedure IECEE 02, and the relevant IECEE CB-Scheme Operational documents.



4.6 Deviation from Standards

None

4.7 Abnormalities from Standard Conditions

None



5 Equipment List

Radiated Emissions (30MHz-1GHz)					
Equipment	Manufacturer	Model No	Inventory No	Cal Date	Cal Due Date
EMI Test Receiver	Rohde & Schwarz	ESIB26	EMC0522	2018-01-19	2019-01-18
EMI Test Receiver	Rohde & Schwarz	ESCI	EMC0056	2018-01-19	2019-01-18
chamber cable	HangTianXing	N/A	EMC0542	2017-06-30	2019-06-30
Trilog Broadband Antenna 30MHz-1GHz	SCHWARZBECKME SS-ELEKTRONIK	VULB 9160	EMC2025	2016-09-08	2019-09-07
Bi-log Type Antenna	Schaffner -Chase	CBL6112B	EMC0524	2016-09-08	2019-09-07
Bi-log Type Antenna	Schaffner -Chase	CBL6143	EMC0519	2017-05-04	2020-05-03
Horn Antenna 1GHz-18GHz	SCHWARZBECK MESS-ELEKTRONIK	BBHA 9120D	EMC2026	2016-09-09	2019-09-08
1GHz-26.5 GHz Pre-Amplifier	Agilent	8449B	EMC0521	2018-01-08	2019-01-07
Amplifier	HP	8447F	EMC2065	2018-06-01	2019-05-31
Pre-Amplifier MH648A	ANRITSU CORP	MH648A	EMC2086	2017-11-20	2018-11-19
Active Loop Antenna	EMCO	6502	EMC0523	2018-02-24	2019-02-23
High Pass Filter(915MHz)	FSY MICROWAVE	HM1465-9SS	EMC2079	2018-01-19	2019-01-18
2.4GHz Filter	Micro-Tronics	BRM 50702	EMC2069	2018-01-08	2019-01-07
10m Semi-Anechoic Chamber	ETS	N/A	EMC0530	2017-06-18	2019-06-18
966 Anechoic Chamber	C.R.T	9m x 6m x 6m	EMC2142	2017-11-29	2018-11-28
MXE EMI Receiver	Keysight	N9038A	EMC2139	2017-11-15	2018-11-14
EXA Signal Analyzer	Keysight	N9010A	EMC2138	2017-11-15	2018-11-14

General used equipment					
Equipment	Manufacturer	Model No	Inventory No	Cal Date	Cal Due Date
DMM	Fluke	73	EMC0006	2017-07-26	2018-07-25
DMM	Fluke	73	EMC0007	2017-07-26	2018-07-25

6 Emission Test Results

6.1 Radiated Emissions (30MHz-1GHz)

Test Requirement:	47 CFR Part 15, Subpart B
Test Method:	ANSI C63.4:2014
Frequency Range:	30MHz to 1GHz
Measurement Distance:	10m
Limit:	
30MHz -88MHz	29.5(dBμV/m) quasi-peak
88MHz-216MHz	33.1(dBμV/m) quasi-peak
216MHz-960MHz	35.6(dBμV/m) quasi-peak
960MHz-1000MHz	43.5(dBμV/m) quasi-peak
Detector:	Peak for pre-scan (120kHz resolution bandwidth) 30M to1000MHz

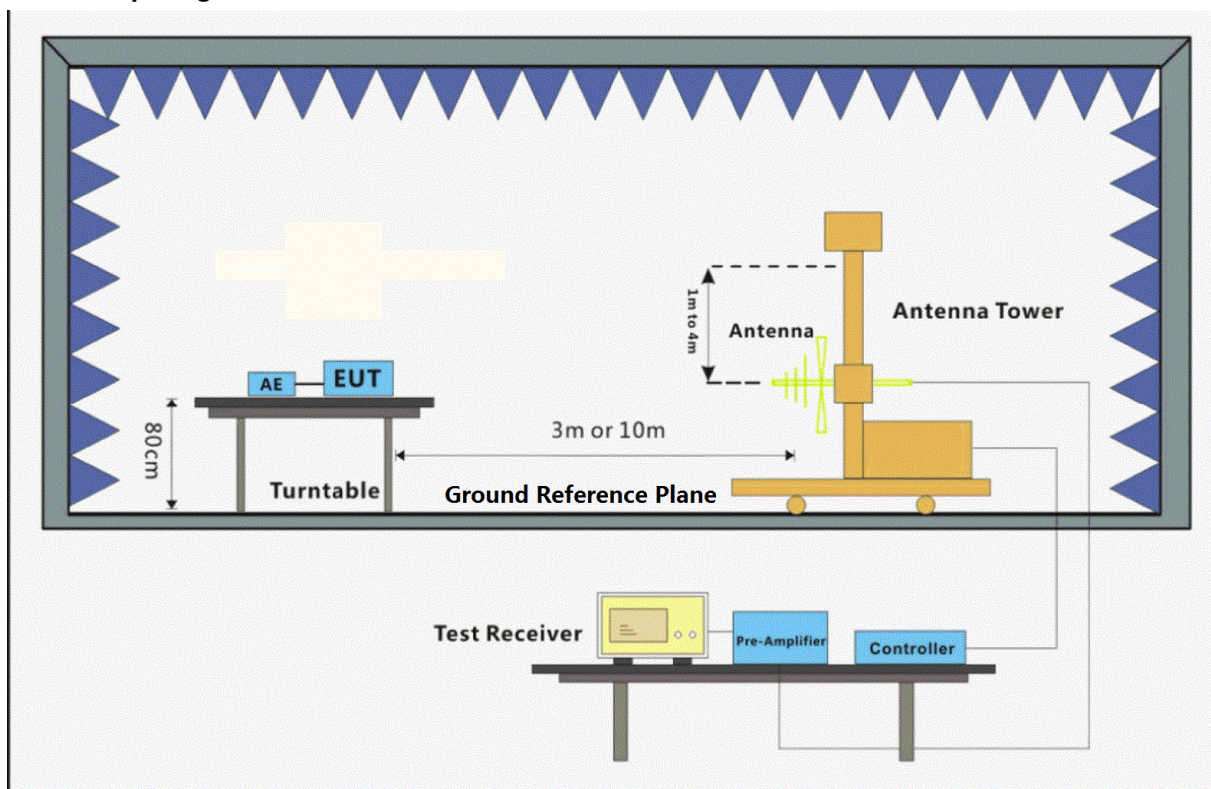
6.1.1 E.U.T. Operation

Operating Environment:

Temperature: 23 °C Humidity: 55 % RH Atmospheric Pressure: 1020 mbar

Test mode b: motor running mode

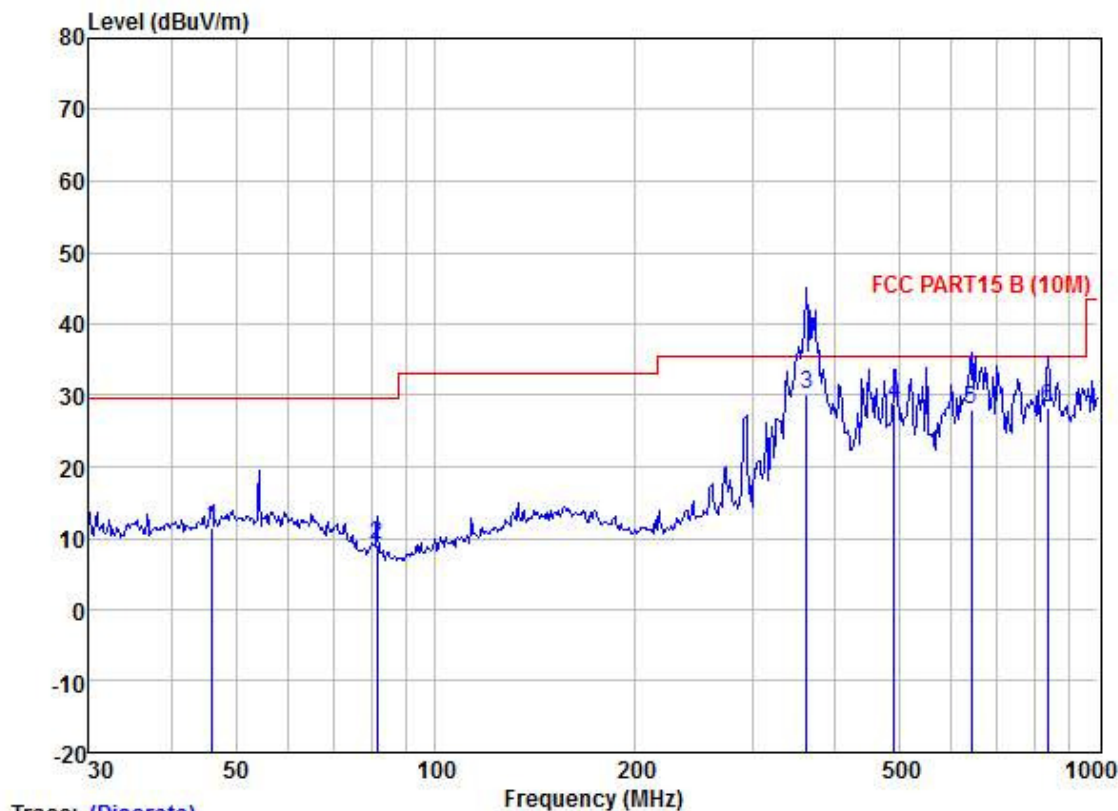
6.1.2 Test Setup Diagram



6.1.3 Measurement Data

An initial pre-scan was performed in the chamber using the spectrum analyser in peak detection mode. Quasi-peak measurements were conducted based on the peak sweep graph. The EUT was measured by BiConiLog antenna with 2 orthogonal polarities.

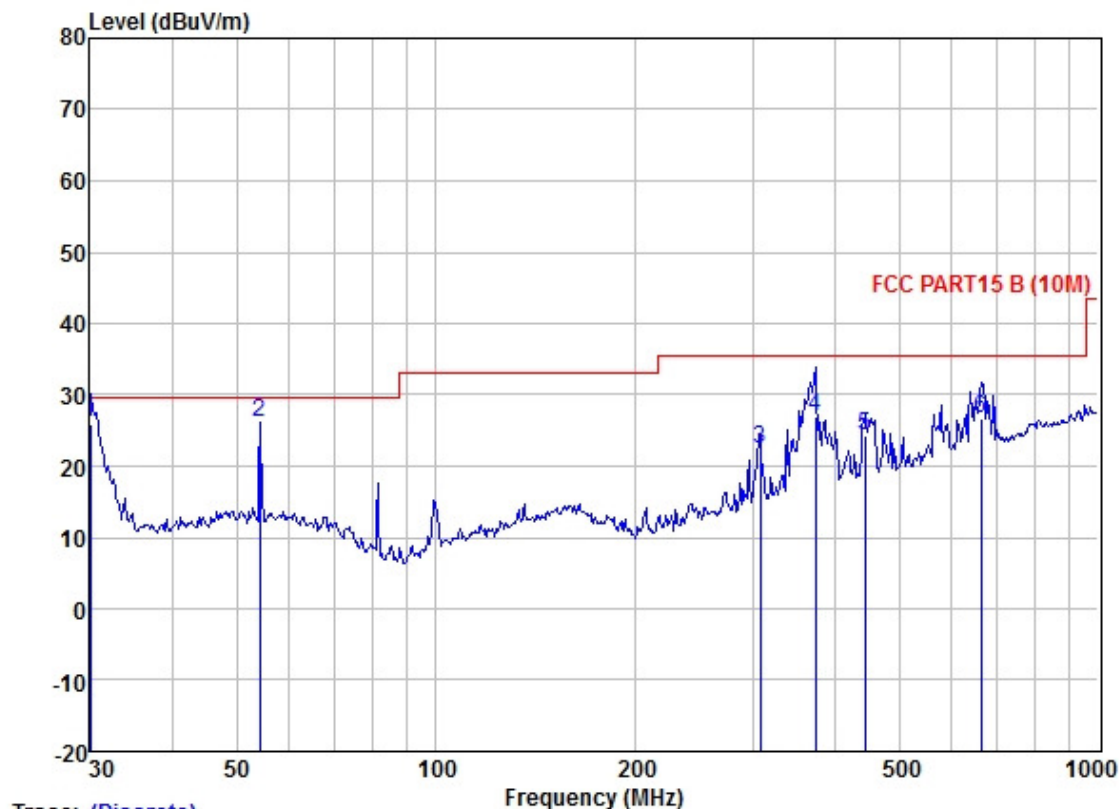
Mode:b; Polarization:Horizontal



Trace: (Discrete)

	Freq	ReadAntenna	Cable	Preamp	Limit	Over			
	MHz	Level	Loss	Factor	Line	Limit	Pol/Phase	Remark	
	MHz	dBuV	dB/m	dB	dB	dBuV/m	dBuV/m	dB	
1	46.016	24.00	13.65	0.70	27.00	11.35	29.50	-18.15	HORIZONTAL QP
2	81.497	26.58	8.55	1.00	27.00	9.13	29.50	-20.37	HORIZONTAL QP
3	362.494	40.00	14.89	1.97	26.80	30.06	35.60	-5.54	HORIZONTAL QP
4	492.469	36.56	17.52	2.39	27.80	28.67	35.60	-6.93	HORIZONTAL QP
5	642.861	33.26	20.11	2.72	28.09	28.00	35.60	-7.60	HORIZONTAL QP
6	839.182	30.38	22.56	3.10	27.70	28.34	35.60	-7.26	HORIZONTAL QP

Mode:b; Polarization:Vertical



Trace: (Discrete)

	Freq	ReadAntenna	Cable	Preamp	Limit	Over			
	MHz	Level	Loss	Factor	Line	Limit	Pol/Phase	Remark	
	MHz	dBuV	dB/m	dB	dB	dBuV/m	dBuV/m	dB	
1	30.000	40.00	12.40	0.60	27.00	26.00	29.50	-3.50	VERTICAL QP
2	54.071	38.62	13.85	0.79	27.00	26.26	29.50	-3.24	VERTICAL QP
3	308.913	33.57	13.41	1.84	26.40	22.42	35.60	-13.18	VERTICAL QP
4	373.370	36.74	15.08	1.99	26.93	26.88	35.60	-8.72	VERTICAL QP
5	443.294	33.07	16.36	2.30	27.47	24.26	35.60	-11.34	VERTICAL QP
6	665.804	31.46	20.50	2.77	28.07	26.66	35.60	-8.94	VERTICAL QP

--End of Report--