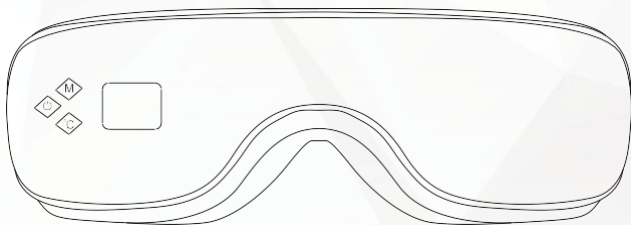


Eye Massager Smart Eye

User manual

OE-0909

*Eye Warming massager
Operating Instructions*



Thanks for buying our products,pls read carefully before using and using correctly following user,keep it for future.

content

Brief introduction&application people	— — — — —	03
Highlight&structure	— — — — —	04
Graphene introduction	— — — — —	05
light of lif --Infrared sensing	— — — — —	06
Prepare before using	— — — — —	07
Function	— — — — —	08~09
Ship&storage/clean&maintain	— — — — —	10
Attentions	— — — — —	11
basic fault & troubleshooting method	— — — — —	12
Technology reference	— — — — —	13
Declaration	— — — — —	13
After service&repair	— — — — —	14
Warranty card	— — — — —	15

Thanks for purchasing our product, pls read carefully before use.specially for attention part,and make sure of using correctly. pls keep it to check in futher time.

brief introduction

the intelligent air pressure eye massage adopts the principle of traditional Chinese meridian and beauty, combined with the micro-chip control technology,improve eye blood circulation by soft warm, vibration and simulation of acupressure on the eye Built-in speaker and smoothing music and relax you even more.

application people

Large, middle and primary school students, myopia, hyperopia, over-eye or long-wearing glasses computer operators, accountants, designers, secretaries, teachers, long-time eye workers eye bags dark circles insomnia.

Highlight&structure

Highlight

HD display screen

Heat by Graphene

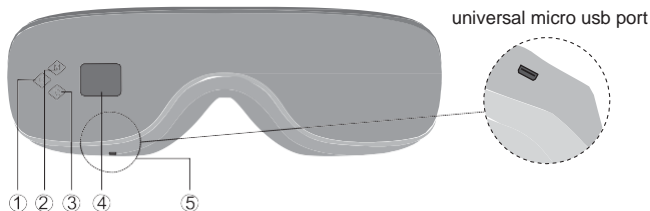
Adjustable temperature

Adjustable mode

1650mah lion battery

Double layers air bag massager

structure



- 1 、 on/off /Mode/Start/Pause
- 2 、 Air massager mode switch/up/music voice +
- 3 、 Temperature mode switch/down/music voice -
- 4 、 HD LCD display screen
- 5 、 Charging port

Graphene

Graphene A planar film composed of carbon atoms. It is currently the world's lightest and most tough new nanomaterial due to its special nanostructure and high quality physicochemical properties. Graphene

has important application prospects in electronics, optics, magnetism, biomedicine and drug delivery, and has been recognized as a "future revolution material"

Graphene Feature

portable convenient



stable performance

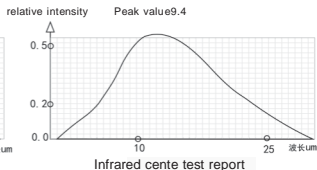
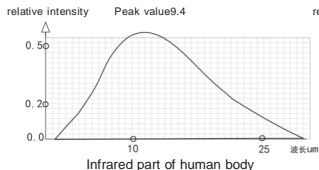


long life



infrared portable physiotherapy:

most close to body of wave physiotherapist:



When graphene is heated, the far-infrared wavelength emitted is very close to the far-infrared wavelength of the human body, both of which are 6-14um. When the two wavelengths interact equally, resonance occurs. When resonance occurs with cells, The far-infrared heat energy penetrates into the subcutaneous tissue, uses capillary expansion, promotes blood circulation, strengthens tissue metabolism, increases regenerative capacity, and improves immunity of the body, thereby achieving medical care

light of life power of health:

Far-infrared rays have been discovered as early as 1800 years ago. It is an electromagnetic wave that is invisible to the naked eye. Part of the sun is a dizzying effect of life and growth. It is inextricably linked to the life of the Earth. Aerospace scientists have been in existence. The human living conditions in the spacecraft under vacuum, low temperature and overload conditions are investigated. It is known that far infrared rays with a wavelength of 6-12 microns in sunlight are essential for human survival. This wavelength of light is related to the human body. The far-infrared rays emitted are of the same wavelength, so that the human body can absorb the light energy and exchange and transmit the human body. Therefore, people call this long-range far infrared ray "the light of life."

Introduction of 10 types'far infrared physiotherapy:



Prepare before using

- Please confirm if the product has electricity. If the battery is too low and the machine function is turned off or cannot be turned on, please charge it before using it. Be sure to unplug the power adapter after charging, to avoid charging for a long time.

charge

1. Connect the power adapter to the product USB port.
2. The charging LED light is red during charging, and the indicator light is blue when fully charged (or the LGD display battery power symbol is full).
3. During the charging process, the product does not support the booting work (charging in the working state, the product starts the self-protection program, and automatically stops working).
4. The main unit is powered by a built-in rechargeable battery, and the charging time is 3-4 hours.
5. Prompt for low battery charge during use. Please pause the use and recharge the battery.




Multiple charging methods

charging methods	computer USB port
	mobile
	standard power adaptor(recommend)

working time

Power on for 15 minutes by default. If you need to extend the usage time, you need to turn on the host again.

Function

1. Press and hold the cb button for 3 seconds to switch on and off. Press the  button to switch the mode. There are five modes: integrated mode, vital mode, clear mode, dynamic mode, and sleep mode. When the product is connected to a Bluetooth device, double-click  to play music, and double-click  to play music while playing music.
 2. In the air pressure function mode, press the KM button to switch the air pressure mode. The product has two air pressure modes for the following: the flashing air pressure + the smart air pressure are sequentially cycled. The default is the flashing air pressure. In the case of playing music Double-click "M" for the previous song. Long press the 11M" button to add volume to the volume.
 3. In the hot-fill function mode, press the "TC" button to switch the temperature mode. The product has two temperature modes: temperature sensitive heat + high temperature beauty. The default is to warm the hot compress. In the case of playing music, double-click T as the next song. The long button is the volume minus.
- Note: The volume of the music and the volume of the voice in the switching mode are reduced when the volume is reduced.
4. When the Bluetooth name of this product is "Pneumatic Eye Protector", please connect the audio source Bluetooth device for the first time. After the Bluetooth device with successful matching, the product will be connected automatically when Bluetooth is turned on.
 5. When the product is not operating, the display will automatically enter the screen saver mode after 30 seconds. Press any button in the screen saver mode to wake up the screen.

5 modes introduction:

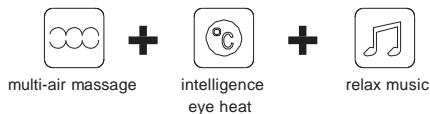
Integrated mode



active mode



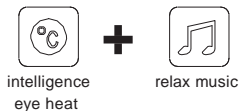
clear mode



Dynamic mode



sleeping mode



Ship&storage/clean&maintain

environmental storage

Normal temperature, non-corrosive gas, well ventilated, dry indoor.

Transportation

This product is equipped with simple anti-shock facilities, suitable for air, railway, highway and ship transportation. It should avoid the bad conditions such as rain, exposure, inversion and collision. When the storage time exceeds three months, it should be checked out of the box and powered for half an hour.

clean & maintenance

clean

Before cleaning, turn off the power and pull out the power adapter from the outlet. Use a soft, dry cloth to clean the surface of the product.

warning

When cleaning, be sure to turn off the power. Do not use corrosive cleaning agents such as benzene or thinner to clean the product, as this may cause discoloration, surface deterioration, structural damage, etc

maintenance method

If it is not used for a long time, please cover it with a dust cover (self-prepared), and put the product in a dry, ventilated room to avoid sun exposure.

Keep it out of the reach of children and avoid any other damage as a toy.

Attentions

1. Do not use outdoors or drive
2. Do not use eye massage in hot and humid places.
3. Those with symptoms of eye diseases cannot be used. Major eye patients such as eye surgery, glaucoma, cataract, and retinal detachment have been discontinued.
4. Patients with deep stroke, hypertension and hypotension should be used with caution. Please consult a professional doctor. If there is any discomfort during use, please stop using it immediately.
5. If you have physical or mental discomfort or mental retardation, please use it under the supervision of the accompanying staff. If there is any discomfort during use, please stop using it immediately.
6. Please avoid using alcohol or body discomfort
8. Invisible eyes, beauty, hairpins, hair accessories, etc. worn before use should be removed first.
9. This massage device is a personal health care product and cannot replace medicines and medical equipment.
10. If you feel pain or serious discomfort during use, please stop using it immediately and consult a physician.
11. This product is a home electronic health care product and should not be used for diagnostic treatment and other commercial purposes.
12. If cleaning is required, wipe it with a cotton cloth soaked with medical alcohol. Do not wash the product with water. Do not soak it in liquid.
13. Do not disassemble this product by yourself.
14. Please use the power adapter configured by our company and pay attention to electricity safety.
15. Please close your eyes and use this product, the eyes will be blurred, and your eyes will be clear after 1-3 minutes.

basic fault and troubleshooting method :

fault	possible cause	Troubleshooting method
unable to start	too low power	start to use after full power
	short-pressing "start"	long pressing "start" with 3 seconds
unable to charge	wrong position of USB cable port	change it with correct way
	not correct adaptor	pls work it with 5v/1A
	damaged usb or adaptor	replace
too low or high temperature	check mode is correct or not	press "0C" button to switch to correct mode
unable to show LCD screen	screen protector mode	press any button, active LCD screen
unable to connect by bluetooth (but screen showed already)	connected others already	shut off wrong bluetooth and connect again

Do not disassemble or repair the product without authorization. If the product is damaged, personnel damage or any other loss, the company is not responsible for it.

packing list

Eye Massager Smart Eye *1 user manual*1

product parameters

Name	eye massage	charging voltage	5V/1A
Rated Voltage	3.7V	executive standard	GB1706.1-2005 GB4705.10-2008
Rated power	4.5W		

Declaration

With the innovation and improvement of product technology, the contents of the product manuals of the same model as this product may be subject to change without prior notice. The illustrations shown in this manual are based on the appearance of a standard model massager and are for illustrative purposes only.

The actual appearance should be based on the product purchased. Due to product improvement and other reasons, some parameters may be changed. The changed parameters have no retrospective effect on this product. Please refer to the actual parameters of this product.

The right to interpret the relevant regulations of this manual belongs to the manufacturer.

Policy of after service

For the return policy of this product, please refer to the Law of the People's Republic of China on Consumer Rights Protection.

This product is free to be repaired within one year from the date of purchase. Free repairs only include working hours and materials, do not include shipping fees, and do not provide on-site service. This product comes with a charging cable and a power adapter that are not included in the three-package range.

Free warranty

1. provide "warranty card" and has already completed the warranty procedure.
2. Can purchase the machine certificate and cause malfunction or damage due to non-human reasons.
3. During the warranty period (calculated from the date of purchase certificate).

Non-free warranty content (receive material fee, labor fee)

- 1 Man caused the machine to malfunction or be damaged,
- 2 More than three guarantee periods or no warranty card,

Warranty card

Thank you for purchasing this product. We will provide you with services in good faith in accordance with the Consumer Protection Law of the People's Republic of China. For your rights and interests, please fill in the following details in detail and truth.

Name		birthday	
Address			
Product NO		Contact cellphone NO	
Place of purchasing		Date of purchasin	
Local service Tel		Signature of seller	

Describe troubleshooting:

Repaired record

Repaired date	Fault and trouble shooting method	repaired place	signature of repaired person

Remarks: This warranty card is used after you purchase this product and needs after-sales service. Please keep it safe. Please ask for this warranty card and purchase certificate when you need to repair.

FCC Warning

This device complies with Part 15 of the FCC Rules. Operation is subject to the following two conditions:

(1) This device may not cause harmful interference, and (2) this device must accept any interference received, including interference that may cause undesired operation.

NOTE 1: This equipment has been tested and found to comply with the limits for a Class B digital device, pursuant to part 15 of the FCC Rules. These limits are designed to provide reasonable protection against harmful interference in a residential installation. This equipment generates, uses and can radiate radio frequency energy and, if not installed and used in accordance with the instructions, may cause harmful interference to radio communications. However, there is no guarantee that interference will not occur in a particular installation. If this equipment does cause harmful interference to radio or television reception, which can be determined by turning the equipment off and on, the user is encouraged to try to correct the interference by one or more of the following measures:

- Reorient or relocate the receiving antenna.
- Increase the separation between the equipment and receiver.
- Connect the equipment into an outlet on a circuit different from that to which the receiver is connected.
- Consult the dealer or an experienced radio/TV technician for help.

NOTE 2: Any changes or modifications to this unit not expressly approved by the party responsible for compliance could void the user's authority to operate the equipment.

Company: TIC AUDIO INC

Address: 15224 E STAFFORD ST ,CITY OF INDUSTRY,CA 91744

Name: RONGBIN CHEN

Tel.: +1-626-9680211

E-mail: ys33l@yiletec.cn