



Tablet **10.1 inch**

USER MANUAL



Model:102S



Important safety instructions



- This equipment should be used in an environment where the ambient temperature is between 5 °C (41 °F) and 35 °C (95 °F).
- Do not expose the unit to rain or moisture and keep it away from liquids. In case of splashing water or other liquid on the device, switch off the device immediately and wait for it to be completely dry before turning it on again.
- Do not expose the device to direct sunlight.
- Do not use strong solvents, liquid detergents, or other chemicals on or near the surface of the machine to prevent corrosion or damage to the surface of the machine.
- Do not expose the unit to a dusty environment.
- Do not use the appliance during a gas leak.

Do not expose the unit to strong magnetic or electric fields.

- You can route the device to airport X-ray detectors. However, it is recommended that you do not route your device through magnetic sensing gantries or expose it to portable detectors.
- Do not place objects on the device.
- Do not place the device on an uneven or unstable surface.
- Be sure to protect the device from falling or other shock that may damage it.
- Do not leave the device on or in charge on the knees or other body parts to avoid the risk of heat-related injury.
- Switch off the appliance before transporting it or covering it with a material that does not allow for optimal air circulation.
- Do not use power cords, accessories, or other damaged devices with your device.

We recommend the exclusive use of accessories (power supply, cables ...) supplied with the device.

- Use only original batteries. Replacing the battery with an incorrect battery may result in a risk of explosion.
- Do not disassemble, modify, or repair the unit yourself, as this may void the warranty.
- Please save your important content regularly to avoid data loss.
- Our company rejects any responsibility in the event of loss or deletion of items contained in the device due to improper use of the hardware or software, lack of maintenance or any other accidental event.

	<h1>WARNING</h1> <p>NOTICE RISK OF ELECTRIC SHOCK. DO NOT OPEN</p>	
<p>CAUTION: TO AVOID THE RISK OF FIRE AND SHOCK ELECTRICAL, DO NOT REMOVE COVER OR HOOD BACK OF PRODUCT. IF THE UNIT MUST BE REPAIRED, ADDRESS EXCLUSIVELY QUALIFIED PERSONNEL.</p>		



The lightning flash with arrowhead symbol within an equilateral triangle is intended to alert the user to the presence of an uninsulated "dangerous test" inside the product, which is of sufficient magnitude to constitute a risk of electric shock.



In the documentation supplied with the device, the exclamation point within an equilateral triangle is intended to alert the user to the presence of important instructions regarding use and maintenance.




At full volume, prolonged listening to the portable audio device can damage the user's hearing.



Package contents



Presentation of the device

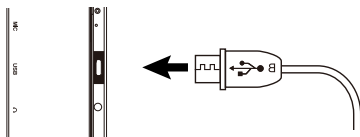


Getting started

Charge the battery of your device

- Connect the AC adapter to a grounded electrical outlet.

Note: Charge your TazTag device before using it for the first time.



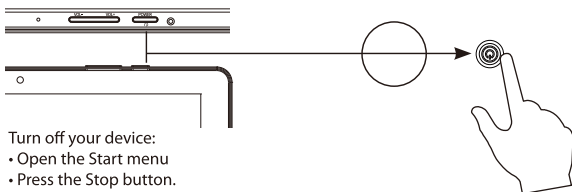
WARNING !

Read the following instructions carefully about the battery of your TazTag device :

- Only a technician authorized by TazTag is allowed to remove and handle the battery
- The battery in your TazTag device may present a fire or burn hazard if removed or disassembled
- Respect the information on the warning labels of the device to avoid any risk of injury
- There is a risk of explosion if the battery is replaced by an incorrect model
- Do not dispose of the battery in a fire
- Do not attempt to short-circuit the TazTag battery.
- Do not attempt to disassemble the battery or reassemble the battery
- Stop using the battery if it is leaking
- The battery and its components must be recycled or disposed of properly.
- Keep the battery and its components out of reach of children

Turn on / turn off your device

Turn on your device by pressing and holding the power button.



Turn off your device:

- Open the Start menu
- Press the Stop button.

POWERED BY

ANDROID



FCC Statement

1. This device complies with Part 15 of the FCC Rules. Operation is subject to the following two conditions:

(1) This device may not cause harmful interference.

(2) This device must accept any interference received, including interference that may cause undesired operation.

2. Changes or modifications not expressly approved by the party responsible for compliance could void the user's authority to operate the equipment.

NOTE:

This equipment has been tested and found to comply with the limits for a Class B digital device, pursuant to Part 15 of the FCC Rules.

These limits are designed to provide reasonable protection against harmful interference in a residential installation.

This equipment generates uses and can radiate radio frequency energy and, if not installed and used in accordance with the instructions, may cause harmful interference to radio communications. However, there is no guarantee that interference will not occur in a particular installation. If this equipment does cause harmful interference to radio or television reception, which can be determined by turning the equipment off and on, the user is encouraged to try to correct the interference by one or more of the following measures:

Reorient or relocate the receiving antenna.

Increase the separation between the equipment and receiver.

Connect the equipment into an outlet on a circuit different from that to which the receiver is connected.

Consult the dealer or an experienced radio/TV technician for help.

SAR Information Statement

Your wireless phone is a radio transmitter and receiver. It is designed and manufactured not to exceed the emission limits for exposure to radiofrequency (RF) energy set by the Federal Communications Commission of the U.S. Government. These limits are part of comprehensive guidelines and establish permitted levels of RF energy for the general population. The guidelines are based on standards that were developed by independent scientific organizations through periodic and thorough evaluation of scientific studies. The standards include a substantial safety margin designed to assure the safety of all persons, regardless of age and health. The exposure standard for wireless mobile phones employs a unit of measurement known as the Specific Absorption Rate, or SAR. The SAR limit set by the FCC is 1.6 W/kg. * Tests for SAR are conducted with the phone transmitting at its highest certified power level in all tested frequency bands. Although the SAR is determined at the highest certified power level, the actual SAR level of the phone while operating can be well below the maximum value. This is because the phone is designed to operate at multiple power levels so as to use only the power required to reach the network. In general, the closer you are to a wireless base station antenna, the lower the power output. Before a phone model is available for sale to the public, it must be tested and certified to the FCC that it does not exceed the limit established by the government adopted requirement for safe exposure. The tests are performed in positions and locations (e.g., at the ear and worn on the body) as required by the FCC for each model. The highest SAR value for this model phone when tested for use on the body, as described in this user guide, is **1.205W/Kg**(Body-worn measurements differ among phone models, depending upon available accessories and FCC requirements). While there may be differences between the SAR levels of various phones and at various positions, they all meet the government requirement for safe exposure. The FCC has granted an Equipment Authorization for this model phone with all reported SAR levels evaluated as in compliance with the FCC RFexposure guidelines. SAR information on this model phone is on file with the FCC and can be found under the Display Grant section of <http://www.fcc.gov/oet/fccid> after searching on

FCC ID: **2AXUI-102S** Additional information on Specific Absorption Rates (SAR) can be found on the Cellular Telecommunications Industry Association (CTIA) web-site at <http://www.wow-com.com>. * In the United States and Canada, the SAR limit for mobile phones used by the public is 1.6 watts/kg (W/kg) averaged over one gram of tissue. The standard incorporates a substantial margin of safety to give additional protection for the public and to account for any variations in measurements.

Body-worn Operation

This device was tested for typical body-worn operations. To comply with RF exposure requirements, a minimum separation distance of **0mm** must be maintained between the user's body and the handset, including the antenna. Third-party belt-clips, holsters, and similar accessories used by this device should not contain any metallic components. Body-worn accessories that do not meet these requirements may not comply with RF exposure requirements and should be avoided. Use only the supplied or an approved antenna.