


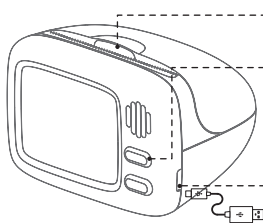
peripage



使用说明书 INSTRUCTION MANUAL

PeriPage Mini Printer

Product Sketch



① Open Side

Open the cover to change the paper

② Power Button

- Press and hold for 3 seconds to turn on/off
- Double click power button to print QR code of the printer
- Click to terminate printing

③ Type-C Interface

- Charged with power bank or mobile phone charger
- Can be connected to a computer to print

Power Indicator Status

- Green light on: Normal use status/Full charged
- Red light on: No paper/Overheating/Charging
- Red light flashing: Low battery, please charge in time
- Orange light on: The debug mode has been entered, long press the power button to shut down to exit the debug mode

Mobile App Printing

- 1 **App Installation:** Please search for [PeriPage] on Google play or App Store, or scan the following QR code to download App.



Download and install
"PeriPage" App

- 2 **Turn on the printer:** Press and hold the printer power button for 3 seconds until the power indicator lights up.
- 3 **Bluetooth connection to the printer:** Enable mobile phone Bluetooth and open "PeriPage" App, search to connect printer according to the App prompts. (Tips: Or double click to print the QR code, and use the App to scan QR code to connect printer.)

Tips: To avoid abnormal connection and printing, do not search device in mobile phone Bluetooth settings.

- 4 **App edit and print:** Edit the content in the App, click to print after editing.

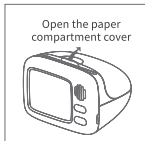
Computer Printing

Please visit the official website www.ileadtek.com to download and install the print driver to edit and print.

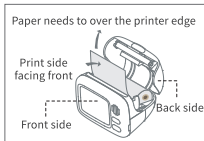
Charging Instructions

- 5V=1A input, recommend to use mobile phone charger for charging.
- Recommend to charge the battery fully before using.
- If printer has not been used for a long time, please charge it every 3 months, to avoid long-term natural wear and tear of lithium batteries can not be charged.

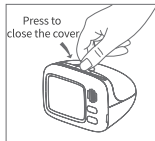
Open Cover to Change Paper



❶ Open The Cover



❷ Put Paper



❸ Close The Cover

Federal Communications Commission (FCC) Statement. This device complies with part 15 of the FCC Rules. Operation is subject to the following two conditions:

- (1) This device may not cause harmful interference, and
- (2) this device must accept any interference received,

including interference that may cause undesired operation. Note: This equipment has been tested and found to comply with the limits for a Class B digital device, pursuant to part 15 of the FCC Rules. These limits are designed to provide Reasonable protection against harmful interference in a residential installation. This equipment generates, uses and can radiate radio frequency energy and, if not installed and used in accordance with the instructions, may cause harmful interference to radio communications. However, there is no guarantee that interference will not occur in a particular installation. If this equipment does cause harmful interference to radio or television reception, which can be determined by turning the equipment off and on, the user is encouraged to try to correct the interference by one or more of the following measures:

- Reorient or relocate the receiving antenna.
- Increase the separation between the equipment and receiver.
- Connect the equipment into an outlet on a circuit different from that to which the receiver is connected.
- Consult the dealer or an experienced radio/TV technician for help.

Warning: Changes or modifications made to this device not expressly approved by **Xiamen iLead Tek Co., Ltd.** may void the FCC authorization to operate this device. Note: The manufacturer is not responsible for any radio or TV interference caused by unauthorized modifications to this equipment. Such modifications could void the user's authority to operate the equipment.

RF exposure statement:

This device complies with FCC RF radiation exposure limits set forth for an uncontrolled environment. The device is installed and operated without restriction.



厦门爱立得科技有限公司
Xiamen iLead Tek Co., Ltd.

厦门市软件园三期诚毅北大街50号2101单元01室
Room 01, Unit 2101, No.50 Chengyi North Street,
Software Park Phase III, Xiamen, Fujian, China

www.ileadtek.com service@ileadtek.com ☎ 400-8550-520