

说明书


注：以产品实际签样为准

产品包材图档

英语

3-in-1 Wireless Charging Station




User manual



Notice: To ensure charging 3 devices safely and efficiently, you must use 90W adapter and quick charge cable. If installing like fast charging phones, you must use 90W (3.3v 3.25A) adapter and quick charge cable. If not use the appropriate adapter and quick charge cable, the charger may not charge phone fast or may not charge 3 devices simultaneously, or may even damage the charger!


CE RoHS MADE IN CHINA


English



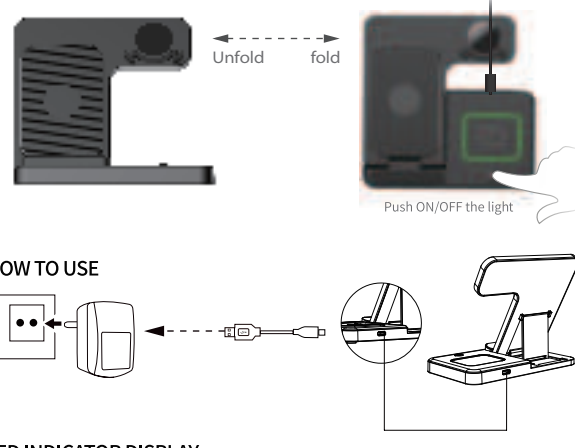
PRODUCT INTRODUCTION

This 3-in-1 wireless charger can charge up to 3 devices at the same time, and can also be used as a mobile phone stand at the same time, saving your office space and giving you a convenient and fast life experience. Please read the user manual before use and keep it for future reference.

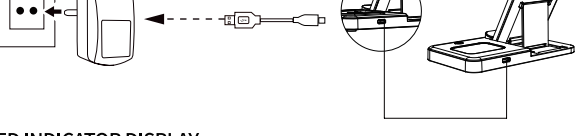




PRODUCT DISPLAY



HOW TO USE



LED INDICATOR DISPLAY

	Standby mode	Earbuds Charge	POD
LED color	●	●	●●
LED light	Green light on	blue light on	Blue and green flashing

COMPATIBLE MODEL

**1. Smart phone**  
All the phone with wireless charging function.

**2.Watch**  
Samsung Galaxy Watch/6 /Classic /LTE, Galaxy watch/S Pro/S/Bespoke Edition, Galaxy watch 4 / Classic, Galaxy watch 3/LTE, Galaxy watch/LTE, Galaxy Active 2 LTE/21 .

**3.Earbuds**  
Compatible with Apple AirPods 2, AirPods Pro.  
Compatible with Samsung Galaxy Buds/Buds+ /Buds Pro/Buds Live;  
Compatible with Huawei Freebuds Z/341/Pro; and more TWS (with wireless charging case).

PRODUCT SPECIFICATION

Model Number: Z5G-3S	Earbuds Output: 3.0W
Watch Output: 2.5W	Input socket: Type-C
Input: 9V/2A 9V/2.7A or 12V/2A	Product Size: 147*88*123mm
Phone Output: 15W(Max)/10W/7.5W/ 5W	

PACKING LIST

1. Magnetic wireless charging * 1	2. User manual * 1
3. Type-C quick charging cable * 1	

FAQ

Q: What should I do if the charger doesn't work or charge devices intermittently?

Please check the in the following ways:

1. Please make sure your devices have wireless charging function and can be charged wirelessly.
2. Please use the cable provided in the package.
3. Please check if the charging indicator light is on, if not, please unplug and reinsert the adapter and cable.
4. Please align your devices coil to the charging center.
5. Update your device to latest system and restart the device.

Q: What if charging is slowly?

1. Please make sure to use the cable provided in the package.  
2. Charging efficiency depends on the receiving power of your devices and it's recommend to not keep your apps keep running when charging is slowly.

Q: What if charger heats up while charging?

1. It is recommended to avoid using the charger in high temperature and sun exposure environments as possible.  
If there is any other issues, please contact our **AFTER-SALES** for solution.

TIPS

1. Do not charge the charging station of Apple products from the computer USB interface or other power converters.
2. Make sure your device is in the middle of the cordless charger area.
3. This 3-in-1 wireless charging station only supports Samsung Galaxy Watch/S Pro/S/Bespoke Edition, Galaxy watch 4 / Classic, Galaxy watch 3/LTE, Galaxy watch/LTE, Galaxy Active 2 LTE/21.

SAFETY NOTICE

1. Please use the Type-C cable provided in the package.
2. Do not put metal objects or magnetic cards on the charging pad which may cause damage or abnormality to the charging station.
3. If the charging station overheats and stops charging during use, please remove the charging device and try charging after cooling down.
4. Please do not use this product in high temperature, humidity and corrosive environment.
5. Avoid dropping the product from high places.
6. Do not disassemble the product by yourselves. Please contact us if necessary.

All products brands and trademarks are property of their respective owners.

FCC WARNING

This device complies with part 15 of the FCC Rules. Operation is subject to the following two conditions: (1) this device may not cause harmful interference, and (2) this device must accept any interference received, including interference that may cause undesired operation.

Any changes or modifications not expressly approved by the party responsible for compliance could void the user's authority to operate the equipment.

(NOTE: This equipment has been tested and found to comply with the limits for a Class B digital device, pursuant to Part 15 of the FCC Rules. These limits are designed to provide reasonable protection against harmful interference in a residential installation. This equipment generates, uses and can radiate radio frequency energy and, if not installed and used in accordance with the instructions, may cause harmful interference to radio communications. However, there is no guarantee that interference will not occur in a particular installation. If this equipment does cause harmful interference to radio or television reception, which can be determined by turning the equipment off and on, the user is encouraged to try to correct the interference by one or more of the following measures:

- Reorient or relocate the receiving antenna.
- Increase the separation between the equipment and receiver.
- Connect the equipment into an outlet on a circuit different from that to which the receiver is connected.
- Consult the dealer or an experienced radio/TV technician for help.

To maintain compliance with FCC's RF Exposure guidelines, this equipment should be installed and operated with minimum distance between 20cm the radiator your body. Use only the supplied antenna.

产品包材标准					
产品型号	GY-Z5G-3S		产品名称	GY-Z5G-3S常规英文说明书	
尺寸	90*100mm（合起来尺寸）		材质	105g铜版纸	
工艺说明/印刷要求	四色印刷，双面彩印，7折页		比例	1:1	
使用单位	mm		版本	A0	
物料编码	GY-		时间	2023-07-08	
制图	张		审核		