


Test Setup Photo


Description: Front View of Conducted Emission Test Setup for Power Port




Description: Back View of Conducted Emission Test Setup for Power Port



Description: Radiated Spurious Emission Test Setup for Below 30MHz



Description: Radiated Spurious Emission Test Setup for Below 1GHz



Description: Radiated Spurious Emission Test Setup for Above 1GHz



Description: Conducted Test Setup

