

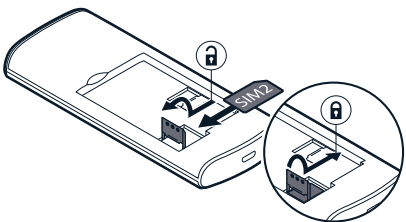
Quick guide

Nokia xx

TA-1381/TA-1375/TA-1378/TA-1385
EN-Global

XXXXXXXXXX

active, for example, making a call, the other may be unavailable.



Tip: To find out if your phone can use 2 SIM cards, see the label on the sales box. If there are 2 IMEI codes on the label, you have a dual-SIM phone.
5. Put back the battery.
6. Put back the cover.

Switch your phone on or off
Press and hold the power key.

Charge the battery
1. Plug the charger into the wall outlet.
2. Connect the charger to the phone. When done, unplug the charger from the phone then from the wall outlet.

If the battery is completely discharged, it may take several minutes before the charging indicator is displayed.

Make a call
1. Type in the phone number.
To type in the + character used for international calls, press * twice.
2. Press . If asked, select which SIM to use.
3. To end the call, press .

For your safety

Read these simple guidelines. Not following them may be dangerous or against local laws and regulations. For further information, read the complete user guide.

SWITCH OFF IN RESTRICTED AREAS
Switch the device off when mobile phone use is not allowed or when it may cause interference or danger, for example, in aircraft, in hospitals or near medical equipment, fuel, chemicals, or blasting areas. Obey all instructions in restricted areas.

ROAD SAFETY COMES FIRST
Obey all local laws. Always keep your hands free to operate the vehicle when driving. Your first consideration while driving should be road safety.

INTERFERENCE
All wireless devices may be susceptible to interference, which could affect performance.

AUTHORIZED SERVICE
Only authorized personnel may install or repair this product.

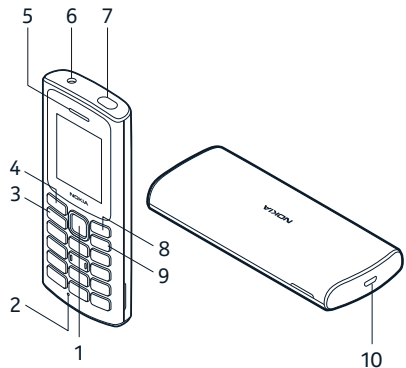
BATTERIES, CHARGERS AND OTHER ACCESSORIES
Use only batteries, chargers, and other accessories approved by HMD Global for use with this device. Do not connect incompatible products.

KEEP YOUR DEVICE DRY
Your device is not water-resistant. Keep it dry.

PROTECT YOUR HEARING
To prevent possible hearing damage, do not listen at high volume levels for long periods. Exercise caution when holding your device near your ear while the loudspeaker is in use.

SAR
This device meets RF exposure guidelines when used either in the normal use position against the ear or when positioned at least 5 mm (0.2 inches) 15 mm away from the body. The specific maximum SAR values can be found in the Certification Information (SAR) section of this user guide. For more info, go to www.sar-tick.com. When a carry case, belt clip or other form of device holder is used for body-worn operation, it should not contain metal and should provide at least the above-stated separation distance from the body. Note that mobile devices may be transmitting even if you are not making a voice call.

Keys and parts



- 1 Scroll key
- 2 Microphone
- 3 Call key

and the serial number (IMEI). To see the model number, dial *#0000#. To see the serial number, dial *#06#. If you have a dual SIM phone, only IMEI1 is needed. You can also find the info on your phone label, which is located under the battery. The IMEI is also visible on the original sales box.

Product and safety info

For info on HMD Global Privacy Policy, go to www.nokia.com/phones/privacy. For the online user guide, even more info, and troubleshooting help, go to www.nokia.com/mobile-support.

Note: Pre-installed system software and apps use a significant part of memory space.

Network services and costs

TA-1375/TA-1381: You can use your device on the GSM 850, 900, 1800; WCDMA 1, 5, 8; LTE 1, 3, 5, 8 networks. You need a subscription with a service provider.
TA-1378: You can use your device on the GSM 850, 900, 1800; WCDMA 1, 5, 8; LTE 1, 3, 5, 7, 8, 20 networks. You need a subscription with a service provider.
TA-1385: You can use your device on the GSM 850, 900, 1800; WCDMA 1, 5, 8; LTE 1, 3, 5, 7, 8, 20, 28, 38, 40, 41 (2535 - 2655 MHz) networks. Band 41 is disabled in Thailand. You need a subscription with a service provider.

Change the menu view

To select how the apps menu is shown on the display, select **Menu > Settings > Display > Menu display**. If you select **Zoomed**, the menu shows one app at a time. Scroll up or down to move between the apps. To go back to the standard view, select **Standard**.

Use text to speech

You can set the phone to read items on the display out loud. Select **Menu > Extras > Readout > Speech > On**, and select the items you want the phone to read out loud, such as the menu or messages, for example. Readout is not available in all languages. For the available languages, see www.nokia.com/phones/xx.

Find your model number and serial number (IMEI)

If you need to contact your care point or your service provider, you may need info such as the model number

- 4 Left selection key
- 5 Earpiece
- 6 Headset connector
- 7 Flashlight
- 8 Right selection key
- 9 Power/End key
- 10 USB connector

To lock the keys, press > .
To unlock the keys, press the scroll key and select **Unlock >** .

Do not connect to products that create an output signal, as this may damage the device. Do not connect any voltage source to the audio connector. If you connect an external device or headset, other than those approved for use with this device, to the audio connector, pay special attention to volume levels.

Parts of the device are magnetic. Metallic materials may be attracted to the device. Do not place credit cards or other magnetic stripe cards near the device for extended periods of time, since the cards may be damaged.

Some of the accessories mentioned in this user guide, such as charger, headset, or data cable, may be sold separately.

Note: You can set the phone to ask for a security code. The pre-set code is 12345. To change the code, select **Menu > Settings > Security > Phone locked**, make up a code with 4-8 digits, and select **OK**. Note, however, that you need to remember the code you created, as HMD Global is not able to open or bypass it.

Maximum transmit power

GSM 850, 900	35 dBm
GSM 1800	32 dBm
WCDMA 1, 5, 8	25 dBm
TA-1375/TA-1381: LTE 1, 3, 5, 8	25 dBm
TA-1378: LTE 1, 3, 5, 7, 8, 20	25 dBm
TA-1385: LTE 1, 3, 5, 7, 8, 20, 28, 38, 40, 41 (2535 - 2655 MHz). Band 41 is disabled in Thailand.	25 dBm

Using some features and services, or downloading content, including free items, require a network connection. This may cause the transfer of large amounts of data, which may result in data costs. You may also need to subscribe to some features.

Emergency calls

Important: Connections in all conditions cannot be guaranteed. Never rely solely on any wireless phone for essential communications like medical emergencies.

- Before making the call:
 - Switch the phone on
 - If the phone keys are locked, unlock them.
 - Move to a place with adequate signal strength.
- 1. Press the end key repeatedly, until the home screen is shown.
- 2. Type in the official emergency number for your present location. Emergency call numbers vary by location.
- 3. Press the call key.
- 4. Give the necessary info as accurately as possible. Do not end the call until given permission to do so.

You may also need to do the following:

- Put a SIM card in the phone.
- If your phone asks for a PIN code, type in the official emergency number for your present location, and press the call key.
- Switch the call restrictions off in your phone, such as call barring, fixed dialling, or closed user group.

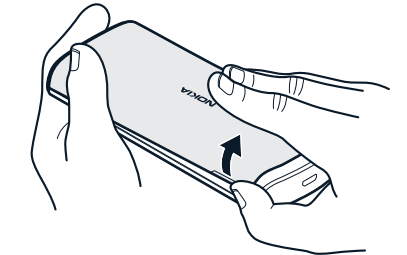
Insert the SIM card

Use only original nano-SIM cards. Use of incompatible SIM cards may damage the card or the device, and may corrupt data stored on the card.



Note: Switch the device off and disconnect the charger and any other device before removing any covers. Avoid touching electronic components while changing any covers. Always store and use the device with any covers attached.

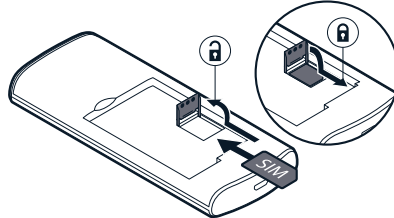
- Put your fingernail in the small slot at the bottom of the phone, lift and remove the cover.



- If the battery is in the phone, to remove it, lift it out.



- Slide the SIM card holder towards the top of the phone and open it up. Place the nano-SIM in the SIM slot face down, close down the holder, and slide it towards the bottom of the phone to lock it in place.



- If you have a dual-SIM phone, slide the SIM card holder of the SIM2 slot to the left and open it up. Place the nano-SIM in the SIM2 slot face down, close down the holder, and slide it to the right to lock it in place. Both SIM cards are available at the same time when the device is not being used, but while one SIM card is

Crossed-out wheelee-bin symbol



The crossed-out wheelee-bin symbol on your product, battery, literature, or packaging reminds you that all electrical and electronic products and batteries must be taken to separate collection at the end of their working life. Do not dispose of these products as unsorted municipal waste: take them for recycling. For info on your nearest recycling point, check with your local waste authority.

Battery and charger info

Use your device only with an original BL-5C rechargeable battery. Charge your device with the AC-18 charger. Charger plug type may vary. HMD Global may make additional battery or charger models available for this device.

Battery and charger safety

Once charging of your device is complete, unplug the charger from the device and electrical outlet. Please note that continuous charging should not exceed 12 hours. If left unused, a fully charged battery will lose its charge over time. Always keep the battery between 15°C and 25°C (59°F and 77°F) for optimal performance. Extreme temperatures reduce the capacity and lifetime of the battery. A device with a hot or cold battery may not work temporarily. Obey local regulations. Recycle when possible. Do not dispose as household waste.

Do not expose the battery to extremely low air pressure or leave it to extremely high temperature, for example dispose it in a fire, as that may cause the battery to explode or leak flammable liquid or gas. Do not dismantle, cut, crush, bend, puncture, or otherwise damage the battery in any way. If a battery leaks, do not let liquid touch skin or eyes. If this happens, immediately flush the affected areas with water, or seek medical help. Do not modify, attempt to insert foreign objects into the battery, or immerse or expose it to water or other liquids. Batteries may explode if damaged. Use the battery and charger for their intended purposes only. Improper use, or use of unapproved or incompatible batteries or chargers may present a risk of fire, explosion, or other hazard, and may invalidate any approval or warranty. If you believe the battery or charger is damaged, take it to a service center or your phone dealer before continuing to use it. Never use a damaged battery or charger. Only use the charger indoors. Do not charge your device during a lightning storm.

Restore original settings
To reset your phone to its original settings, select **Menu > Settings > Phone settings > Restore factory settings**. To reset your phone to its original settings and to remove all your data, on the home screen, type in ***#7370#**.

Recycle



Always return your used electronic products, batteries, and packaging materials to dedicated collection points. This way you help prevent uncontrolled waste disposal and promote the recycling of materials. Electrical and electronic products contain a lot of valuable materials, including metals (such as copper, aluminum, steel, and magnesium) and precious metals (such as gold, silver, and palladium). All materials of the device can be recovered as materials and energy.

To unplug a charger or an accessory, hold and pull the plug, not the cord.
Additionally, the following applies if your device has a removable battery:

- Always switch the device off and unplug the charger before removing the battery.
- Accidental short-circuiting can happen when a metallic object touches the metal strips on the battery. This may damage the battery or the other object.

Small children

Your device and its accessories are not toys. They may contain small parts. Keep them out of the reach of small children.

Medical devices

Operation of radio transmitting equipment, including wireless phones, may interfere with inadequately shielded medical devices' function. Consult a physician or the medical device's manufacturer to determine if it is adequately shielded from external radio energy.

Implanted medical devices

To avoid potential interference, manufacturers of implanted medical devices recommend a minimum separation of 15.3 centimeters (6 inches) between a wireless device and the medical device. Persons who have such devices should:

- Always keep the wireless device more than 15.3 centimeters (6 inches) from the medical device.
- Not carry the wireless device in a breast pocket.
- Hold the wireless device to the ear opposite the medical device.
- Switch the wireless device off if there is any reason to suspect that interference is taking place.
- Follow the manufacturer directions for the implanted medical device.

If you have any questions about using your wireless device with an implanted medical device, consult your health care provider.

Hearing

⚠ Warning: When you use the headset, your ability to hear outside sounds may be affected. Do not use the headset where it can endanger your safety.

Some wireless devices may interfere with some hearing aids.

Nickel

The surface of this device is nickel-free.

Vehicles

Radio signals may affect improperly installed or inadequately shielded electronic systems in vehicles. For more info, check with the manufacturer of your vehicle or its equipment.

Only authorized personnel should install the device in a vehicle. Faulty installation may be dangerous and invalidate your warranty. Check regularly that all wireless device equipment in your vehicle is mounted and operating properly. Do not store or carry flammable or explosive materials in the same compartment as the device, its parts, or accessories. Do not place your device or accessories in the air bag deployment area.

Potentially explosive environments

Switch your device off in potentially explosive environments, such as near gas pumps. Sparks may cause an explosion or fire resulting in injury or death. Note restrictions in areas with fuel; chemical plants; or where blasting operations are in progress. Areas with a potentially explosive environment may not be clearly marked. These usually are areas where you are advised to switch your engine off, below deck on boats, chemical transfer or storage facilities, and where the air contains chemicals or particles. Check with the manufacturers of vehicles using liquefied petroleum gas (such as propane or butane) if this device can be safely used in their vicinity.

Certification information (SAR)

This mobile device meets guidelines for exposure to radio waves as set forth by the Council of Europe (CE). Refer to the following.

European RF Exposure Information

Your mobile device is a radio transmitter and receiver. It is designed not to exceed the limits for exposure to radio waves recommended by international guidelines. These guidelines were developed by the independent scientific organization ICNIRP and include safety margins designed to assure the protection of all persons, regardless of age and health. The guidelines use a unit of measurement known as the Specific Absorption Rate, or SAR. The SAR limit for mobile devices is 2.0 W/kg and the highest SAR value for this device when tested at the ear is **1.473 W/kg** (TA-1375/TA-1381), **1.321 W/kg** (TA-1378), **1.319 W/kg** (TA-1385)*. As mobile devices offer a range of functions, they can be used in other positions, such as on the body. In this case, the highest tested SAR value is **1.667 W/kg** (TA-1375/TA-1381), **1.731 W/kg** (TA-1378), **1.781 W/kg** (TA-1385)* at the separation distance of 0.5 cm from the body. For electronic safety, maintain the separation distance with accessories containing no metal, that position handset a minimum of the above distance. Use

of other accessories may not ensure compliance with RF exposure guidelines.

* The tests are carried out in accordance with international guidelines for testing.

TA-1378 only:

This mobile device meets guidelines for exposure to radio waves as set forth by the Federal Communications Commission (FCC). Refer to the following.

FCC RF Exposure Information

Your handset is a radio transmitter and receiver. It is designed and manufactured not to exceed the emission limits for exposure to radio frequency (RF) energy set by the Federal Communications Commission of the U.S. Government. The guidelines are based on standards that were developed by independent scientific organization through periodic and thorough evaluation of scientific studies. The standards include a substantial safety margin designed to assure the safety of all persons, regardless of age and health. The exposure standard for wireless handsets employs a unit of measurement known as the Specific Absorption Rate, or SAR. The SAR limit set by the FCC is 1.6 W/kg. The tests are performed in positions and locations (e.g. at the ear and worn on the body) as required by the FCC for each model. The highest SAR value for this handset model as reported to the FCC when tested for use at the ear is **1.44 W/kg** and when worn on the body in a holder or carry case, is **1.07 W/kg**.

Body-worn Operation: This device was tested for typical body-worn operations with the handset kept 1.5 cm from the body. To maintain compliance with FCC RF exposure requirements, use accessories that maintain a 1.5 cm separation distance between the user's body and the handset. The use of belt clips, holsters and similar accessories should not contain metallic components in its assembly. The use of accessories that do not satisfy these requirements may not comply with FCC RF exposure requirements, and should be avoided. The FCC has granted an Equipment Authorization for this handset model with all reported SAR levels evaluated as in compliance with the FCC RF emission guidelines. SAR information on this handset model is on file with the FCC and can be found under the FCC ID Search section of www.fcc.gov/oet/ea/ after searching on FCC ID **2AJOTTA-1378**. Additional information on Specific Absorption Rates (SAR) can be found on the FCC website at www.fcc.gov/general/radio-frequency-safety-0.

To send data or messages, a good connection to the network is needed. Sending may be delayed until such a connection is available. Follow the separation distance instructions until the sending is finished.

reserves the right to charge for the repair or replacement of your Product or Accessory following your consent, as well charging a handling fee.

4. Limitation of Manufacturer's liability

TO THE EXTENT PERMITTED BY APPLICABLE LAWS, MANUFACTURER SHALL NOT UNDER ANY CIRCUMSTANCES BE LIABLE, EITHER EXPRESSLY OR IMPLIEDLY, FOR ANY (i) DAMAGES OR LOSSES OF ANY KIND WHATSOEVER RESULTING FROM OR RELATING TO LOSS OF, DAMAGE TO, OR CORRUPTION OF, CONTENT OR DATA OR THE RECREATION OR TRANSFER THEREOF EVEN IF SUCH LOSS, DAMAGE, OR CORRUPTION WAS A RESULT OF A DEFECT IN YOUR PRODUCT OR ACCESSORY; AND/OR (ii) LOSS OF PROFIT, USE, PRODUCTIVITY, BUSINESS, CONTRACTS, REVENUES OR ANTICIPATED SAVINGS, INCREASED COSTS OR EXPENSES, OR FOR ANY INDIRECT, CONSEQUENTIAL OR SPECIAL LOSS OR DAMAGE.

To the extent permitted by applicable law, Manufacturer's liability shall be limited to the purchase value of your Product or Accessory, as applicable.

5. Other important notices

Manufacturer reserves the right to make changes to the location and availability of its authorised service centres network at any time. Your Product may contain specific elements which may not operate as intended when used outside of the original country of purchase.

6. Additional Warranty Provisions for Products and Accessories purchased in Australia and New Zealand

Australia. Our Product comes with guarantees that cannot be excluded under the Australian Consumer Law. You are entitled to a replacement or refund for a major failure and compensation for any other reasonably foreseeable loss or damage. You are entitled to have the Product repaired or replaced if the Product fails to be of acceptable quality and the failure does not amount to a major failure.

Support available at www.nokia.com/mobile-support
Contact Number: +61730628463

New Zealand. Our Product comes with consumer guarantees that cannot be excluded under the Consumer Guarantees Act 1993 (NZ). You are entitled to a replacement or refund for a failure of substantial character and for compensation for any other reasonably foreseeable loss or damage. You are entitled to have the Product

During general use, the SAR values are usually well below the values stated above. This is because, for purposes of system efficiency and to minimise interference on the network, the operating power of your mobile is automatically decreased when full power is not needed for the call. The lower the power output, the lower the SAR value. Device models may have different versions and more than one value. Component and design changes may occur over time and some changes could affect SAR values. For more info, go to www.sar-tick.com. Note that mobile devices may be transmitting even if you are not making a voice call.

About Digital Rights Management

When using this device, obey all laws and respect local customs, privacy and legitimate rights of others, including copyrights. Copyright protection may prevent you from copying, modifying, or transferring photos, music, and other content.

Copyrights and other notices

EU Declaration of Conformity

Hereby, HMD Global Oy (Ltd.) declares that this product is in compliance with the essential requirements and other relevant provisions of Directive 2014/53/EU. A copy of the EU Declaration of Conformity can be found at https://www.nokia.com/en_int/phones/declaration-of-conformity.

FCC notice (TA-1378 only):

This device complies with part 15 of the FCC rules and standard(s). Operation is subject to the following two conditions: (1) This device may not cause harmful interference, and (2) this device must accept any interference received, including interference that may cause undesired operation. For more info, go to www.fcc.gov/engineering-technology/electromagnetic-compatibility-division/radio-frequency-safety/faq/rf-safety. Any changes or modifications not expressly approved by HMD Global could void the user's authority to operate this equipment. Note: This equipment has been tested and found to comply with the limits for a Class B digital device, pursuant to part 15 of the FCC Rules. These limits are designed to provide reasonable protection against harmful interference in a residential installation. This equipment generates, uses and can radiate radio frequency energy and, if not installed and used in accordance with the instructions, may cause harmful interference to radio communications. However, there is no guarantee that interference will not occur in a particular installation. If this equipment does cause harmful interference to radio or television reception, which can be

determined by turning the equipment off and on, the user is encouraged to try to correct the interference by one or more of the following measures:

- Reorient or relocate the receiving antenna.
 - Increase the separation between the equipment and receiver.
 - Connect the equipment into an outlet on a circuit different from that to which the receiver is connected.
 - Consult the dealer or an experienced radio/TV technician for help.
- Manufacturer and/or importer in EU: HMD Global Oy, Bertel Jungin aukio 9, 02600 Espoo, Finland.
HMD Global Privacy Policy, available at <http://www.nokia.com/phones/privacy>, applies to your use of the device.
© 2021 HMD Global. HMD Global Oy is the exclusive licensee of the Nokia brand for phones & tablets. Nokia is a registered trademark of Nokia Corporation.
This product includes open source software. For applicable copyright and other notices, permissions, and acknowledgements, select #86774# on the home screen.

Manufacturer's limited warranty

1. General

HMD Global Oy (hereinafter "Manufacturer") provides this Manufacturer's Limited Warranty ("Warranty") for each genuine device (the "Product") and related accessories (as defined in Section 2) included with the Product sales package. This Warranty is only applicable in the country or region (as defined in Section 2) where the Product was purchased through Manufacturer's authorised sales channels, provided that the Product was intended for sale in that country or region ("Covered Country or Region"). The warranty services available in a particular Covered Country or Region may be limited to the Products and country-specific elements available for sale in that Covered Country or Region. This Warranty covers and includes any statutory rights under any mandatory consumer protection laws of the Covered Country or Region applicable to you and may also grant you additional rights where permissible under applicable law. This Warranty does not limit the rights you may have under applicable law and you may have other rights based on local laws during or after the Warranty period. These rights are not excluded by this Warranty. The Product and its Accessories must be used in accordance with the instructions provided in the user guides and leaflets that come in the Product package and are also available online. From time to time the Manufacturer may offer additional warranty coverage that supplements the terms listed here. To learn more about your Product

and any additional coverage, please visit www.nokia.com/mobile-support.

2. Warranty

The Warranty period starts on the date the Product is sold to an end user for the first time, as evidenced by the original proof of purchase. A. The Manufacturer warrants that the Product (including non-user replaceable batteries) is free from defects in materials and workmanship ("Defect") for twelve (12) months except for Products purchased in the following Covered Countries and Region where the Warranty period is twenty-four (24) months: Covered Countries: Australia, North Macedonia, Moldova, Montenegro, New Zealand, Saudi Arabia, Serbia and Turkey. Region: European Union member states, Iceland, Liechtenstein, Norway, Switzerland and United Kingdom B. The Manufacturer warrants that the Accessories (defined as user-replaceable batteries, covers, cables, chargers, headsets and any other accessory included in the sales package) are free from Defect for six (6) months in all the above Covered Countries and Region. During the Warranty period, any Defect covered by this warranty will, in a reasonable time, be remedied free of charge by either repairing or replacing the defective Product or Accessory or the defective part of it at its option, provided that you have returned the defective Product or Accessory to the original point of purchase (or Manufacturer or its authorised service centre, as specified from time to time) before the Warranty period has expired. When repairing or replacing your Product or Accessory, the Manufacturer may use new or re-conditioned parts or provide a refurbished replacement Product or Accessory except where the use of such re-conditioned parts or refurbished Product or Accessory is prohibited by local law. In case local law requires the end user to be informed about the use of re-conditioned parts or refurbished Products or Accessories, this Warranty document constitutes the necessary notice in that regard. In case local law requires consent from the end user for the use of re-conditioned parts or refurbished Products or Accessories, then such parts or Products or Accessories will not be used until such consent has been obtained. When making a Warranty claim, you must provide the legible and original proof of purchase, clearly indicating the name and the address of the point of purchase, the place and date of purchase, the Product type and the serial number together with the defective Product or Accessory to the original point of purchase (or Manufacturer or its authorised service centre, as specified from time to time). To the fullest extent permitted by applicable law: