



Bandwidth of the emission for Intentional Radiators

This document shows the Bandwidth readings for the 473T Security/Remote Control transmitter. The following lists the formulas involved and screen shots of the radiated signal from a Spectrum Analyzer.

- Spectrum Analyzer used is the *Hewlett Packard 8563E with HP 87405A Preamp*.
- Method used to determine -20dB Bandwidth as per Section 15.231 (c):

CF - 20dB(Δ of points 20dB down)

Where as CF = Center Frequency

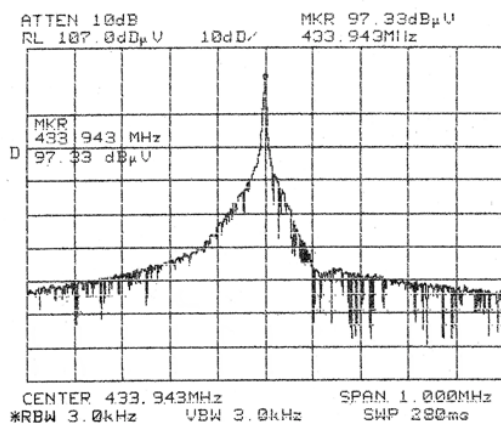


Figure A

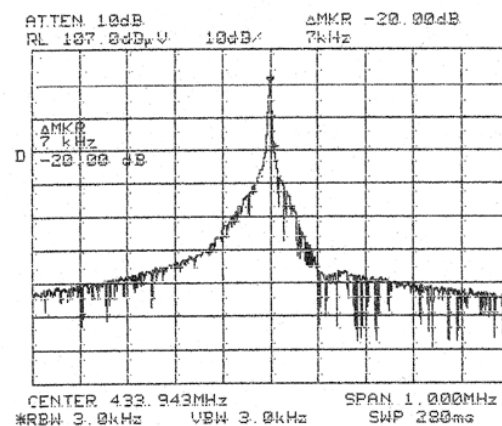


Figure B

- Figure A: Center Frequency.
- Figure B: -20dB down from center.
- Figure C: -20db Bandwidth.

Bandwidth data for 473T

Figure A	=	Center @ 433.943MHz – 97.33dBuV
Figure B	=	433.943 MHz – 20dB delta
	=	Delta marker @ -20dB down from Center.
Figure C	=	Marker set from Figure B @ - 20dB.
	=	Delta marker set to as close to 0dB across
Bandwidth	=	< 0.25% of 433.943 MHz
	=	< 1.0848575 MHz
	=	17 kHz from Figure C

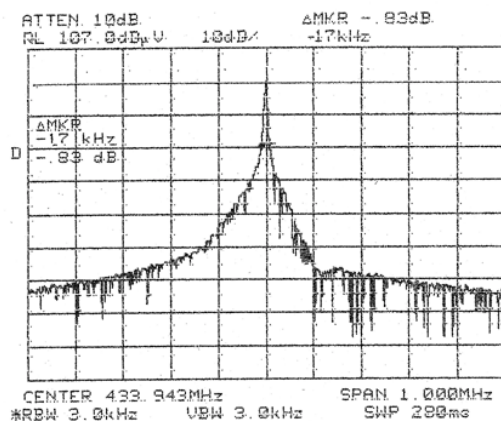


Figure C