

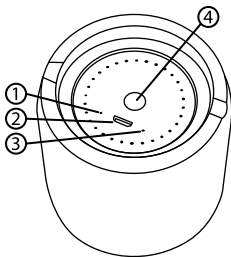
SIZE: 166*90MM

材质: 黑白书纸; MIX FSC

Set in Stone Cylinder Bluetooth Speaker

Instruction Manual
7197-48

****FRAGILE HANDLE WITH CARE****



Function:

1. Bluetooth LED indicator
2. Micro-USB Input Port
3. Charging LED indicator
4. Power Button

What's included:

- 1 x Cement Cylinder Bluetooth Speaker
- 1 x USB to Micro-USB charging cable
- 1 x Instruction Manual

Tech Specifications

- Pairing name: "Cylinder Cement Speaker"
- Battery capacity: 500mAh
- Playback time: 3 hours
- Charging time: 2 hours

Instructions:

1. Charging the speaker:

- Connect the provided charging cable to a power source and to the Micro USB input port(2) on the speaker.
- The charging LED indicator(3) will glow RED when charging and will turn off when fully charged.

2. Connecting the speaker with Bluetooth:

- Press and hold the power button(4) to turn ON the speaker; Bluetooth LED indicator(1) will flash BLUE.
- Using a Bluetooth enabled device, search for "Cylinder Cement Speaker" from the list of available options. The LED(3) will turn solid BLUE when paired successfully.
- Press and hold the power button(1) to turn OFF the speaker

3. Using the Speaker:

- When playing audio, press the power button to pause the music. Press again to resume playing the audio.
- Use your mobile device to change songs and adjust the volume.



SAFETY PRECAUTIONS:

- WARNING—When using this product, basic precautions should always be followed, including the following:
 1. Read all the instructions before using the product.
 2. Charge the speaker completely before initial use for best practices.
 3. If the device does not respond once it is powered on, the battery capacity may be low. Do not over charge the internal battery.
 4. Do not immerse into water or expose it to moisture or weather conditions.
 5. Do not drop, knock, or shake. Rough handling can damage the internal precision component and its boards.
 6. Keep away from children, this device is not a toy.
 7. Keep away from fire or other sources of heat. Expose to high temperatures may cause it to explode.
 8. Do not short-circuit, as this may cause damage to the unit.
 9. Unauthorized changed or modifications may void your right to use this product.
 10. While using, always comply with any special regulations that may apply to the area you are in and always turn off your mobile device when its use is prohibited.

FCC Statement:

- This device complies with Part 15 of the FCC Rules. Operation is subject to the following two conditions:
 - (1) This device may not cause harmful interference, and
 - (2) This device must accept any interference received, including interference that may cause undesired operation.
- Warning:
Changes or modifications not expressly approved by the party responsible for compliance could void the user's authority to operate the equipment.

FC
MADE IN CHINA



FSC 2.7mm

Note: This equipment has been tested and found to comply with the limits for a Class B digital device, pursuant to part 15 of the FCC Rules. These limits are designed to provide reasonable protection against harmful interference in a residential installation. This equipment generates uses and can radiate radio frequency energy and, if not installed and used in accordance with the instructions, may cause harmful interference to radio communications. However, there is no guarantee that interference will not occur in a particular installation. If this equipment does cause harmful interference to radio or television reception, which can be determined by turning the equipment off and on, the user is encouraged to try to correct the interference by one or more of the following measures:

- Reorient or relocate the receiving antenna.
- Increase the separation between the equipment and receiver.
- Connect the equipment into an outlet on a circuit different from that to which the receiver is connected.
- Consult the dealer or an experienced radio/TV technician for help.

The device has been evaluated to meet general RF exposure requirement. The device can be used in portable exposure condition without restriction.