


Radiated Emission


The photographs show maximized emission configuration




X-axis



Y-axis




Z-axis



Note: Z-axis generates the maximum emission.

AC Power Line Conducted Emissions



Conducted Emission

