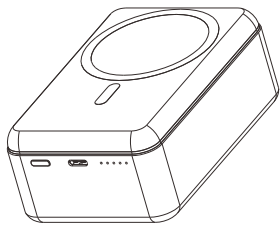


尺寸:100x60mm,128g铜版纸,单面印刷

3000mAh

## Magnetic Wireless Quick Charging Power Bank

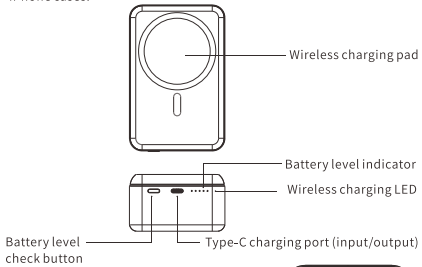


Model: A63

Please read this manual carefully before using this product and keep it for future reference.

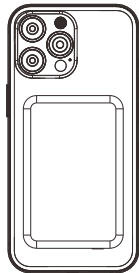
## Product Overview

Thank you for using this product. This product uses high-quality lithium-ion polymer batteries and charge-discharge IC that have outstanding safety, efficiency, and compatibility performance. Both wired and wireless charging are supported. The product is intended for iPhones with wireless charging capabilities. The magnetism and charging performance may be affected by third-party protective iPhone cases.



To wirelessly charge an iPhone that supports wireless charging: Place your iPhone on the product (as shown in the right figure) and it will be attached on the wireless charging pad. The power bank can automatically detect.

Wireless discharge without button operation.



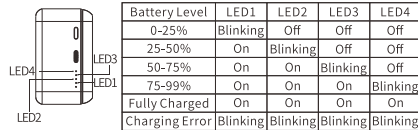
**Safety:** The product is equipped with a number of protection mechanisms that provide reliable protection for digital devices and the power bank in the event of overcharge, over-discharge, high temperature, short circuit, and other abnormal conditions.

**Compatibility:** The product has an integrated intelligent charging controller, which is compatible with mainstream mobile phones and digital devices.

**Quality:** The product is equipped with high-quality lithium-ion polymer batteries and charge-discharge IC. charge-discharge IC.

## Charging

The power bank can be charged using the adapter and charging cable through the Type-C port. During the charging process, the battery level is displayed by the LEDs as follows:



### Discharging

This product supports both wired and wireless discharge at the same time. During the discharging process, the battery level is displayed by the LEDs as follows:

Battery Level	LED1	LED2	LED3	LED4
Undervoltage	Off	Off	Off	Off
0-25%	On	Off	Off	Off
25-50%	On	On	Off	Off
50-75%	On	On	On	Off

When a phone is placed on the wireless charging pad, the wireless charging function will be automatically triggered. You do not need to press the battery level check button. You may also press the battery level check button or connect the power bank to a charger to enable wireless charging (the wireless charging LED lights up indicating that it is in standby mode). The wireless charging LED status and their descriptions are as follows:

Wireless Charging Status	LED Status
Standby	On
Working	Solid on
Error	Blinking
Off	Off

You can press the battery level check button to enable the wireless charging feature when the power bank is not charged. Wireless charging will automatically turn off after approximately 3 seconds if no phone is placed on the charging pad. Wireless charging will be automatically off after approximately 5 seconds if the phone is detached from the charging pad. After the power bank enters the sleep mode the power bank automatically detects whether a device that supports wireless charging is placed on the charging pad. If yes, the power bank automatically enables the wireless charging function to charge the device.

**Sleep mode:** The wireless charging and battery level LEDs are all off.

## Warnings

Improper use may lead to battery failure, overheating, and even fire or explosion. Please keep and use this product in accordance with the following guidelines in order to avoid personal and property injury:

- Charge this product with a charger that meets local safety standards to avoid electric shock or damage to the battery.
- Do not use the product (both charging and discharging) in places with poor ventilation, such as inside clothes, under pillows, bedding, and other items.

- This product must not be disassembled, squeezed, punctured, or short-circuited and should not be placed in water or fire (including near heat sources such as stoves or heaters, or exposed to environments with temperatures exceeding 140°F)
- In case this product is deformed, leaks, overheats, etc., stop using it immediately and dispose of it properly.
- The power bank, battery and other accessories should be disposed of in accordance with local regulations and not disposed of as household waste. An improper handling of the battery may result in the battery explosion.
- An integrated battery is included in this product and cannot be removed. Do not disassemble this product without permission. For your safety, do not attempt to replace the battery yourself.
- To prevent accidents, keep this product out of reach of children.

## Precautions

- Before the first use, please fully charge the product
- Use an adapter and charging cable that meet the appropriate specifications to charge the power bank and use the power bank for wired charging.
- Keep the wireless charging pad clean and free of foreign objects when the power bank is used for wireless charging. If the mobile phone has a protective case, make sure that the case is non-metallic and is not thicker than 3 mm.
- Please make sure that someone is present while this product is charging, and please unplug the power supply if you are going to be absent for a long time.
- Unplug the charging cable after the product is fully charged, or completes charging of a mobile phone. To avoid loss as a result of prolonged connection, please remove your device from the power bank after the wireless charging is completed.
- If the product does not display the battery level after you press the button, it may be in a protection state. In that case you can charge the power bank to restore it.
- Keep the power of this product at about 50% when not using it for a prolonged period of time, and store it in a cool and dry environment. To extend the battery life do not store the power

bank in a fully charged or uncharged state for a long period of time.

- Keep the power bank away from magnetic cards with magnetic strips or chips (such as ID cards and bank cards) to prevent loss of magnetism.
- For safety reasons, please keep this product at least 20 cm away from implanted medical devices (such as pacemaker and cochlear implant).

### FCC Warning

This device complies with part 15 of the FCC Rules. Operation is subject to the following two conditions: (1) This device may not cause harmful interference, and (2) this device must accept any interference received, including interference that may cause undesired operation. Any Changes or modifications not expressly approved by the party responsible for compliance could void the user's authority to operate the equipment. This equipment has been tested and found to comply with the limits for a Class B digital device, pursuant to part 15 of the FCC Rules. These limits are designed to provide reasonable protection against harmful interference in a residential installation. This equipment generates uses and can radiate radio frequency energy and, if not installed and used in accordance with the instructions, may cause harmful interference to radio communications. However, there is no guarantee that interference will not occur in a particular installation. If this equipment does cause harmful interference to radio or television reception, which can be determined by turning the equipment off and on, the user is encouraged to try to correct the interference by one or more of the following measures:

- Reorient or relocate the receiving antenna.
- Increase the separation between the equipment and receiver.
- Connect the equipment into an outlet on a circuit different from that to which the receiver is connected.
- Consult the dealer or an experienced radio/TV technician for help.

The device has been evaluated to meet general RF exposure requirement. The device can be used in portable exposure condition without restriction.

**Note:** Illustrations of product, accessories, and user interface in the user manual are for reference purposes only. Actual product and functions may vary due to product enhancements.

## Specifications

Model: A63  
 Battery Type: Lithium-ion polymer battery  
 Battery Capacity: 111Wh/3.7V/30000mAh  
 Type-C Input: 5V-2.4A, 9V-2A (18W)  
 Type-C Output: 5V-2.4A, 9V-2.22A , 12V-1.67A (20W)  
 Wireless Output: 15W Max.  
 Simultaneous wired and wireless output: 10W Max.  
 Operating Temperature: -10 ~ 45°C  
 Sensing Distance: ≤3mm-6mm  
 Item Dimensions: 104x68x40mm