


8. SETUP PHOTOS

ANTENNA PORT CONDUCTED RF MEASUREMENT SETUP



RADIATED RF MEASUREMENT SETUP 7.4dBi OMNI ANTENNA


RADIATED FRONT PHOTO



RADIATED BACK PHOTO



RADIATED RF MEASUREMENT SETUP 12dBi OMNI ANTENNA



RADIATED BACK PHOTO




RADIATED RF MEASUREMENT SETUP 12dBi SECTOR ANTENNA

RADIATED FRONT PHOTO



RADIATED BACK PHOTO



POWERLINE CONDUCTED EMISSIONS MEASUREMENT SETUP



LINE CONDUCTED BACK PHOTO



END OF REPORT