B072
蓝牙键盘

说明书

注意：正确操作本产品，请仔细阅读用户手册。



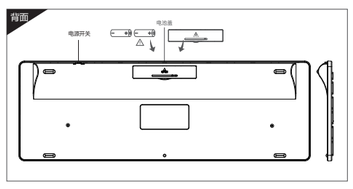

支持系统

iOS

● iOS系统连接使用说明：

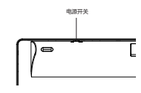

1、请打开位于键盘电源开关，绿色灯亮起，按Fn+C对码， 绿灯闪烁进入对码模式.

2、打开“蓝牙”进入搜索模式.

3、直到发现“Bluetooth Keyboard”，然后点击下一步.

4、提示连接配对成功，您就可以舒适地使用您的键盘了.

注：配对成功以后下次使用只需要打开蓝牙键盘电源及使用设备的蓝牙，蓝牙键盘将会自动搜索连接上次使用过的设备，不需要再进行配对操作。

产品功能

	对应功能		对应功能
F1	亮度-	F2	亮度+
F3	搜索	F4	截屏
F5	软键盘	F6	APP切换
F7	上一曲	F8	暂停/播放
F9	下一曲	F10	静音
F11	音量减小	F12	音量增大
	锁屏		切换语言

技术规格

键盘尺寸：364 X 125 X 17 mm

键盘重量：395 g

工作距离：10 m

工作电压：3V

唤醒方式：按键唤醒

使用按键工作电流：<2.0 mA

待机电流：<0.5 mA

休眠电流：<50 uA

休眠时间：10 分钟

状态显示LED

- 对码：请打开位于键盘电源开关，绿色灯亮起，按Fn+C对码，绿灯闪烁进入对码模式.
- 低电压指示：当电压低于2.0V，红色指示灯闪烁.

故障分析

请与售后服务人员联系

知识产权信息

未经本司的许可，禁止复制本用户手册的内容。

安全提醒

请不要打开或修理该设备，请不要在潮湿环境内使用设备，请用干布擦拭该设备。

质保条款

本设备自购买之日起，提供1年保修服务。

键盘保养

1、请勿将设备暴露在液体和潮湿的环境中或使其淋雨，请勿在浴缸、水槽、桑拿房、游泳池或蒸汽房附近使用。
2、请勿将设备暴露于过高或过低的温度下。
3、请勿长时间放置在阳光直射的地方。
4、请勿靠近明火，如烹饪用炉、蜡烛或者壁炉。
5、避免使用锋利器物刮擦产品，及时给产品进行充电以保证正常使用。

常见问题解答

1、平板无法连接蓝牙键盘？

1）请先检查蓝牙键盘是否有进入配对状态。然后再打开平板电脑蓝牙搜索设备进行连接.

2）检查蓝牙键盘电量是否充足，电量不足也会导致无法连接.

2、键盘指示灯在使用途中一直闪烁？

键盘指示灯在使用途中一直闪烁，表示键盘即将没电.

3、设备显示蓝牙键盘断开连接？

蓝牙键盘在一段时间内不使用，设备为了省电将自动进入休眠状态，按键盘任意键唤醒，蓝牙连接自动恢复。

保修卡

用户填写资料

公司或个人全称 _____

通讯地址 _____

电话 _____ 邮编 _____

所购产品名称及型号 _____

购买日期 _____

本有限质保不涵盖由于以下原因导致的问题或损坏：
（1）意外事件、误用、操作不当或任何未授权的维修、改装或者拆卸；
（2）操作或维护不当，使用过程中违反产品说明或连接不适当的电源；
（3）或者使用并非本公司提供的消耗品（如备用电池），但适用法律禁止此类限制的情况除外。

合格证
检验员：_____
生产日期：_____

Product features

	Corresponding function		Corresponding function
F1	Brightness-	F2	Brightness+
F3	Search	F4	Screen capture
F5	Soft keyboard	F6	APP switching
F7	Pre-Track	F8	Play/Pause
F9	Next	F10	Mute
F11	Volume-	F12	Volume+
	Lock		Switch language

Technical Specifications

Keyboard size：364 X 125 X 17 mm

Weight：395g

Working distance：10 m

Working voltage：3 V

Awaken way： Press key

Key working current：<2.0 mA

Standby current：<0.5 mA

Sleep current：<50 uA

Sleep time：Ten minutes

● iOS Connection Instructions:

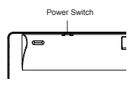

1. Open the power switch, green lights up, press the Fn+C connect button,the keyboard into paring status, green light twinkles.

2.Open the tablet PC setting “Bluetooth” into searching and pairing State .

3.You will find the “Bluetooth Keyboard”and click to next step .

4.There is a tip for connecting successfully ,you can use your keyboard comfortably .

Remarks：After connecting successfully the next time you don't need match code, just open the Bluetooth keyboard power switch and the tablet PC “Bluetooth.” The BT keyboard will search the device and automatic connects.



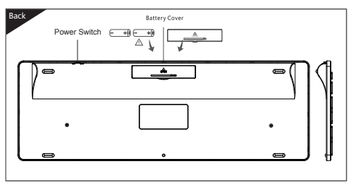

Compatible System

iOS

B072

Bluetooth keyboard

User’s manual

Note: Please read the user manual carefully before you start using this product

Warranty Card

User information

Company or personage full name

_____

Contact address _____

TEL _____ Zip _____

The purchased product name and model NO.

_____

Purchased date _____

This reason due to the product broken and damage is not include on the warranty.
(1) accidents, misuse, improper operation, or any unauthorized maintenance, alteration, or disassembly;
(2) Improper operation or maintenance, violation of product instructions or improper connection of power during use;
(3) Or use consumables (such as spare batteries) that are not provided by the company but applicable laws Except where such restrictions are prohibited.

Certification
Inspection：_____
Production date：_____

FCC Statement

Changes or modifications not expressly approved by the party responsible for compliance could void the user's authority to operate the equipment.

This equipment has been tested and found to comply with the limits for a Class B digital device, pursuant to Part 15 of the FCC Rules. These limits are designed to provide reasonable protection against harmful interference in a residential installation. This equipment generates uses and can radiate radio frequency energy and, if not installed and used in accordance with the instructions, may cause harmful interference to radio communications. However, there is no guarantee that interference will not occur in a particular installation. If this equipment does cause harmful interference to radio or television reception, which can be determined by turning the equipment off and on, the user is encouraged to try to correct the interference by one or more of the following measures:

-- Reorient or relocate the receiving antenna.

-- Increase the separation between the equipment and receiver.

-- Connect the equipment into an outlet on a circuit different from that to which the receiver is connected.

-- Consult the dealer or an experienced radio/TV technician for help

This device complies with part 15 of the FCC rules. Operation is subject to the following two conditions (1)this device may not cause harmful interference, and (2) this device must accept any interference received, including interference that may cause undesired operation.

2.Please don't expose the keyboard at too high or too low temperature condition.

3.Please don't put keyboard under sun for a long time.

4.Please don't put keyboard close to the flame, such as cooking stoves, candles or fireplace.

5. Avoid sharp objects scratching products, timely to recharge products to ensure the normal use.

FAQ

1.The tablet PC can't connect the BT keyboard？

1） At first check the BT keyboard is into match code state, then open the table PC Bluetooth searching.

2） Checking the BT keyboard Battery is enough, the battery low is also lead to can't connect, you need charge.

2.The keyboard indication light always flashing when use?

Keyboard indication always flashing when use, is means the keyboard will be no power ,please charge the power as soon as possible.

3.The table PC display BT keyboard is disconnect?

The Bluetooth keyboard is not used for a period of time, the device will automatically enter the sleep state in order to save power. Press any key on the keyboard to wake up, and the Bluetooth connection will be automatically restored.

Status Display LED

- Connect： Open the power switch, green lights up, press the Fn+C connect button,the keyboard into paring status,green light twinkles.
- Low Voltage Indication : When the voltage is below 2.0V, red light twinkles.

Troubleshooting

Please contact the after-sales service.

Copyright

It is forbidden to reproduce any part of this manual without the permission of seller.

Safety instructions

Do not open or repair this device, Do not use the device in a damp environment. Clean the device with a dry cloth.

Warranty

The device is provided with one-year limited hardware warranty from the purchase day.

Keyboard Maintenance

1.Please keep the keyboard away from liquid or humid environment, saunas, swimming pool, steam room and don't let the keyboard get wet in the rain.

CE Statement

Herby, Shenzhen DZH Industrial Co., Ltd declares that this Bluetooth Keyboard，B072 is in compliance with the essential requirements and other relevant provisions of Directive 2014/53/EU.
In accordance with Article 10(2) and Article 10(10), this product allowed to be used in all EU member states.
Use the Bluetooth Keyboard in the environment with the temperature between 0°C and 55°C.

Operation Frequency: 2402MHz~2480MHz
Max output power: 0.0006W

Manufacturer：Shenzhen DZH Industrial Co., Ltd
Address：3th Floor, YiTuo Mike Industrial A building, Bu Yong Industrial D zone, ShaJing, Shenzhen, China
Tel: 86-0755-29951078
E-mail: ligh@dzhgy.com