



## TEST SETUP PHOTOS

for Part 22&24


Occupied Bandwidth, Conducted Power Measurement, Spurious Emission At Antenna Terminals (+/- 1MHz), Conducted Spurious Emission Measurement Setup








### Frequency Stability Under Temperature & Voltage Variations Setup



### ERP Test, Radiated Spurious Measurement(30MHz to 1GHz) Setup



### EIRP Test, Radiated Spurious Measurement (Above 1GHz) Setup

