



## WisePad™ 3S

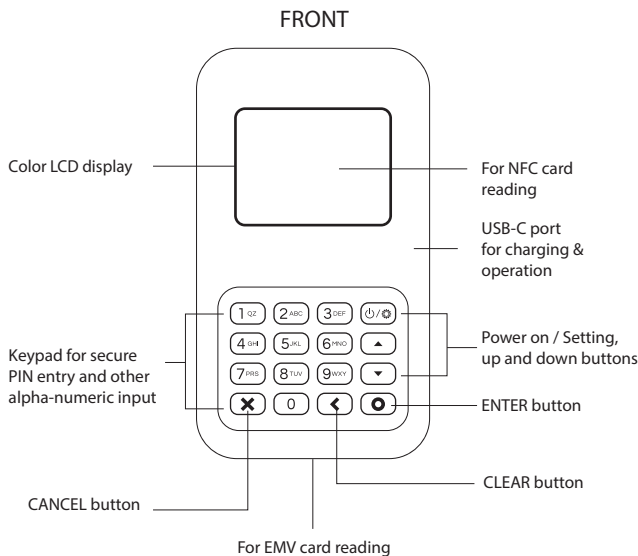
mPOS Solution with EMV Chip & PIN  
as well as NFC functionality



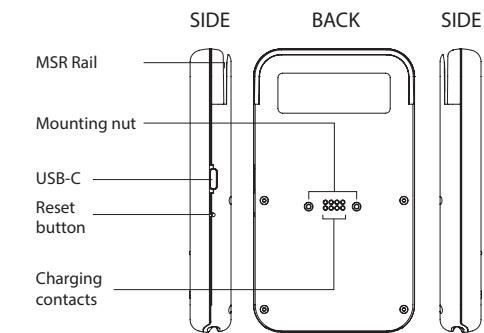
Supported Operating System:  
iOS, Android

www.bbpos.com

## Index & Accessories (Fig.1)



## Index & Accessories (Fig.1)



## Package Contents

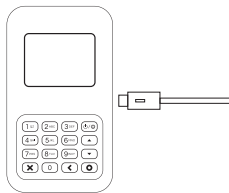
Device	x 1	Quick start guide	x 1
USB-C cable	x 1		

## Quick Start Procedures

### STEP 1

Connect USB-C charging cable to charge the device as shown to the right.

\*\* WisePad™ 3S is powered by an internal Lithium Polymer rechargeable battery pack that cannot be removed or replaced. Before first use, charging is required for approximately two to three hours. To prevent potential electrical damage to the WisePad™ 3S, please be recommended to use the USB-C cable provided with the packaging only.\*\*



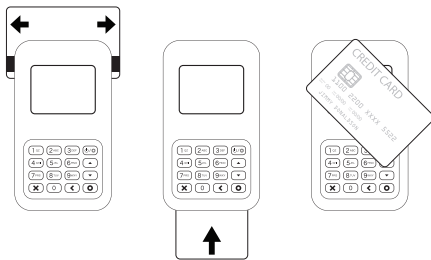
### STEP 2

Connect USB cable to the POS terminal/PC for operation.

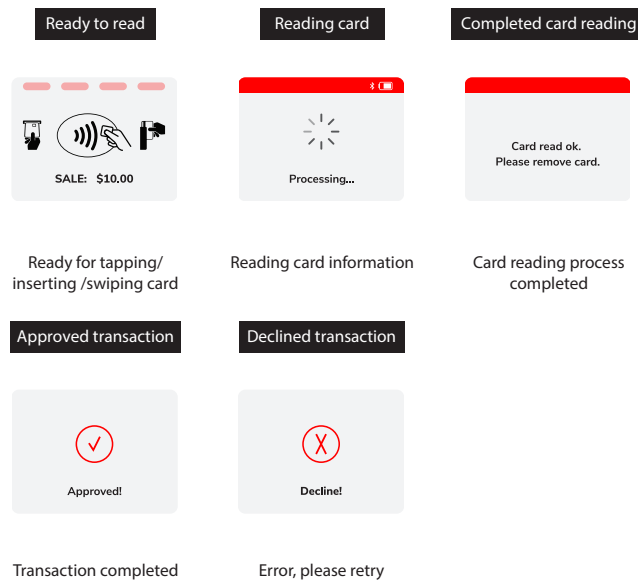
### STEP 3:

You can follow your application instruction to start the transaction process, then swipe, insert or tap card to complete the transaction.

\*\* If you pay via swiping card or inserting EMV IC card, please ensure that the magstripe or EMV chip of the card is facing the right direction. If you pay using NFC card, please ensure you tap the NFC payment card within 4cm range on top of the screen.



## On-Screen Transaction Status



## Product Specifications

Display	2.4" (320 x 240) Backlit color display
Features & Functions	<ul style="list-style-type: none"><li>• EMV/PBOC Chip card reader (ISO 7816 Compliant Class A, B, C card)</li><li>• NFC Reader (EMV contactless, ISO 14443A/B)</li><li>• Triple track magnetic stripe card reader</li><li>• Secure PIN pad</li></ul>
Status Indicator	On-Screen indicator
Communication Interface	USB-C
Power & Battery	Li-polymer battery, 3.7V, 800mAh
Charging	Via USB-C or Docking contact (Charging cradle optional)
Supported OS	Android 4.2 or above, iOS 6.0 or above, Windows 8 or above
Operating Temperature	0°C - 45°C (32°F - 113°F)
Operating Humidity	Maximum 95%
Storage Temperature	-20°C - 55°C (-4°F - 131°F)
Storage Humidity	Maximum 95%
Dimensions	69.7 x 121.7 x 17.7 mm / 2.74 x 4.79 x 0.7 inch (approx.)
Weight	145 g / 5.11 oz (approx.)

## Troubleshooting

Problems	Recommendations
Display turned off automatically	<ul style="list-style-type: none"><li>• The display may turn off after entering the "SLEEP MODE" to save power. Please press and hold the power on/off button to restart it.</li><li>• The device battery may have discharged, please use the USB cable to recharge it and then retry.</li></ul>
Device cannot read your card successfully through the NFC reading	<ul style="list-style-type: none"><li>• Please check that your card supports NFC payment.</li><li>• Please ensure if your card is placed within 4cm range on top of the NFC marking.</li></ul>
Device cannot read your card successfully through the NFC reading	<ul style="list-style-type: none"><li>• Please check if your card supports NFC payment.</li><li>• Please ensure if your card is placed within 4cm of the NFC symbol on the display.</li><li>• Please take your NFC payment card from your wallet or purse for payment to avoid any interference.</li></ul>
Device Tampered	<ul style="list-style-type: none"><li>• WisePad™ 3S has several tamper detection mechanism. When a device is tampered (self protected), all secret/sensitive information stored inside the device is erased and the device cannot be used.</li><li>• A tampered message will be displayed on device's screen.</li><li>• Please contact the service provider if the device is tampered.</li></ul>
Device cannot read your card successfully	<ul style="list-style-type: none"><li>• Please check to see if the WisePad 3S has power and make sure that it is connected to your device</li><li>• Please make sure that there is no obstacle in the card slots.</li><li>• Please make sure that the chip of the card is facing the right direction when inserting card.</li><li>• Please insert card with a more constant speed.</li></ul>
Device has no response	<ul style="list-style-type: none"><li>• Please use a paper clip to press the reset button near USB-C connector for reboot.</li></ul>

## CAUTION & IMPORTANT NOTES

- Please fully charge your WisePad™ 3S before use.
- Please ensure EMV chip of the card is facing the right direction when inserting card.
- Don't drop, disassemble, tear, open, crush, bend, deform, puncture, shred, microwave, incinerate, paint, or insert foreign object into the device. Any of these actions will void the Warranty.
- Don't immerse the device into water and place near any wet locations. Don't spill any food or liquid onto the device. Don't attempt to dry the device with external heat sources such as microwave or hair dryer.
- Don't use any corrosive solvent or water to clean the device. It is recommended that you use a dry cloth to clean the surface only.
- Don't insert any sharp tools into the internal components or connectors. Any of these actions may lead to malfunction and will void the Warranty.
- Don't try to disassemble the device to repair. Please contact your dealer for repair and maintenance.
- Replacement of a BATTERY with an incorrect type that can defeat a SAFEGUARD (for example, in the case of some lithium BATTERY types);
- Disposal of a BATTERY into fire or a hot oven, or mechanically crushing or cutting of a BATTERY, that can result in an EXPLOSION;
- Leaving a BATTERY in an extremely high temperature surrounding environment that can result in an EXPLOSION or the leakage of flammable liquid or gas; and
- A BATTERY subjected to extremely low air pressure that may result in an explosion or the leakage of flammable liquid or gas.

## ISED Statement

### Déclaration ISED

This device contains licence-exempt transmitter(s)/receiver(s) that comply with Innovation, Science and Economic Development Canada's licence-exempt RSS(s). Operation is subject to the following two conditions:

1. This device may not cause interference.
2. This device must accept any interference, including interference that may cause undesired operation of the device.

L'émetteur/récepteur exempt de licence contenu dans le présent appareil est conforme aux CNR d'Innovation, Sciences et Développement économique Canada applicables aux appareils radio exempts de licence. L'exploitation est autorisée aux deux conditions suivantes :

1. L'appareil ne doit pas produire de brouillage;
2. L'appareil doit accepter tout brouillage radioélectrique subi, même si le brouillage est susceptible d'en compromettre le fonctionnement.

## FCC Caution Statement

### FCC Supplier's Declaration of Confrmity

BBPOS / Wisepad 3S (WPS33)

This device complies with Part 15 of the FCC Rules. Operation is subject to the following two conditions: (1) This device may not cause harmful interference, and (2) this device must accept any interference received, including interference that may cause undesired operation.

BBPOS Corp.  
970 Reserve Drive, Suite 132 Roseville, CA 95678  
www.bbpos.com  
Email: sales@bbpos.com | Tel: +852 3158 2585

Caution: The user is cautioned that changes or modifications not expressly approved by the party responsible for compliance could void the user's authority to operate the equipment.

This equipment has been tested and found to comply with the limits for a Class B digital device, pursuant to part 15 of the FCC rules. These limits are designed to provide reasonable protection against harmful interference in a residential installation. This equipment generates, uses and can radiate radio frequency energy and, if not installed and used in accordance with the instructions, may cause harmful interference to radio communications. However, there is no guarantee that interference will not occur in a particular installation. If this equipment does cause harmful interference to radio or television reception, which can be determined by turning the equipment off and on, the user is encouraged to try to correct the interference by one or more of the following measures:

- Reorient or relocate the receiving antenna.
- Increase the separation between the equipment and receiver.
- Connect the equipment into an outlet on a circuit different from that to which the receiver is connected.
- Consult the dealer or an experienced radio/TV technician for help.

This transmitter must not be co-located or operating in conjunction with any other antenna or transmitter.

## California Proposition 65 Warning

**Warning:** This product can expose you to chemicals including, which are known to State of California to cause cancer. For more information go to

### Need Help?

E: sales@bbpos.com | T: +852 3158 2585



Room 1902-04, 19/F, Tower 2, Nina Tower, No. 8 Yeung Uk Road, Tsuen Wan, Hong Kong  
www.bbpos.com

©2022 BBPOS Limited. All rights reserved. BBPOS and WisePad™ are either trademark or registered trademarks of BBPOS Limited. iOS is the trademark of Apple Inc. Android™ is a trademark of Google Inc. Windows® is registered trademark of Microsoft Corporation in the United States and/or other countries. The Bluetooth® word mark and logos are registered trademarks owned by Bluetooth SIG, Inc. and any use of such marks by BBPOS Limited is under license. Other trademarks and trade names are those of their respective owners. All details are subject to change without prior notice.

Revise v2 / 20220822