Test Mode :	802.11ac VHT40	Test Channel :	11

100kHz PSD reference Level	Channel 11 Plot
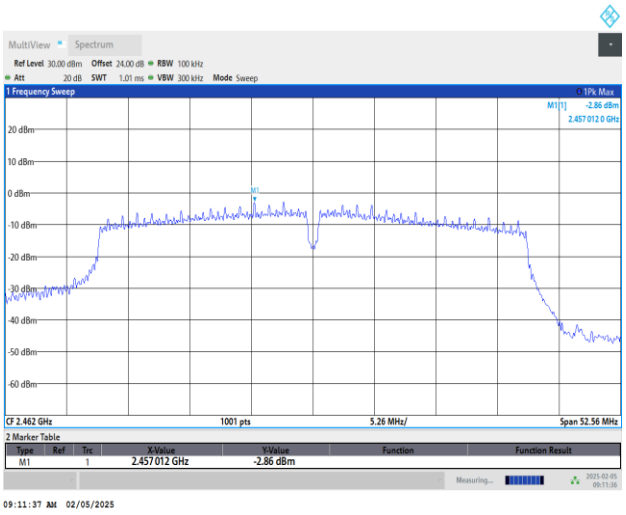	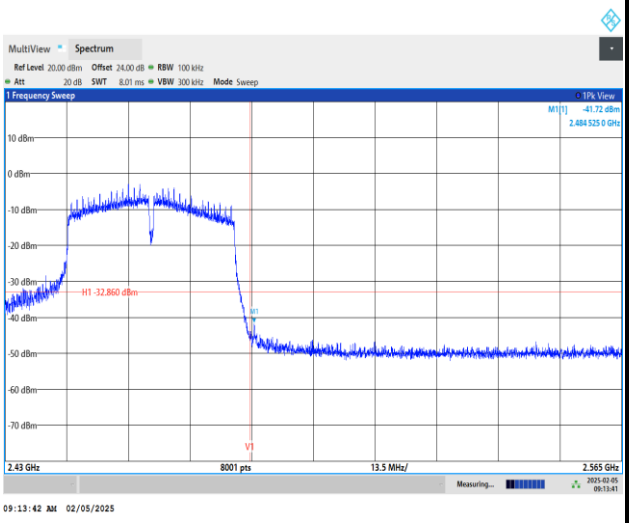
Spurious Emission 30MHz~1GHz	**Spurious Emission 1GHz~26.5GHz**
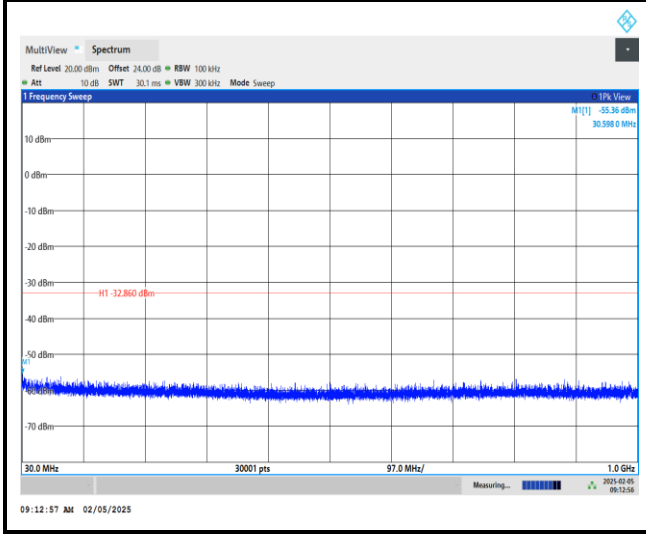	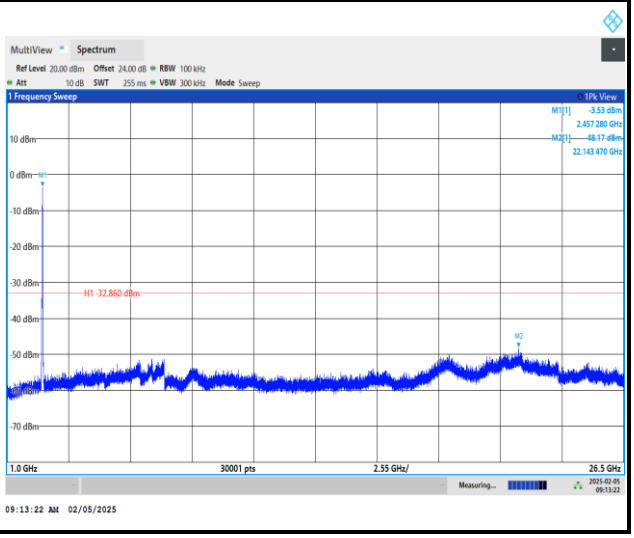

Test Mode :	802.11ax HE20_Full RU	Test Channel :	01

100kHz PSD reference Level	Channel 01 Plot
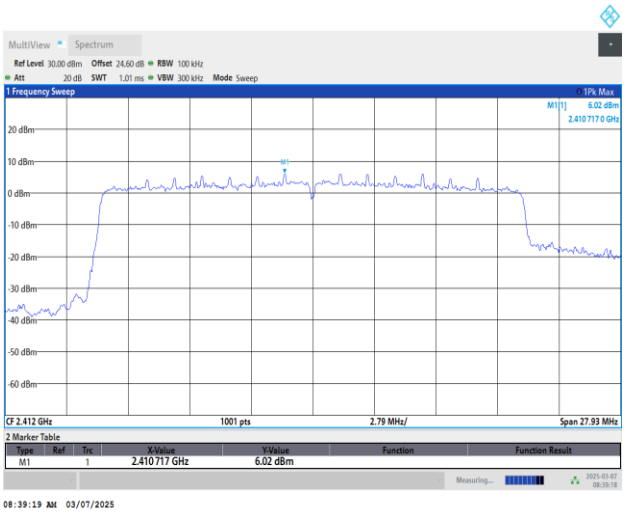	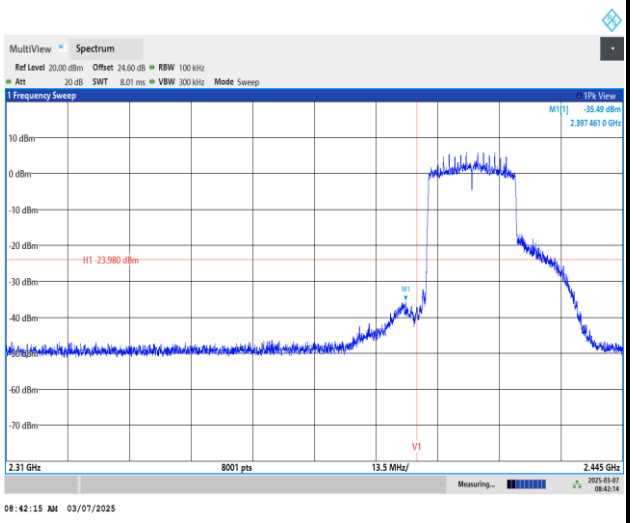
Spurious Emission 30MHz~1GHz	**Spurious Emission 1GHz~26.5GHz**
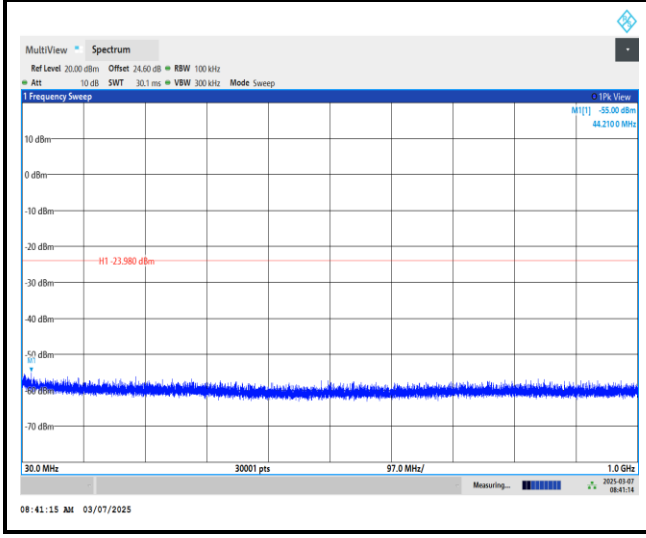	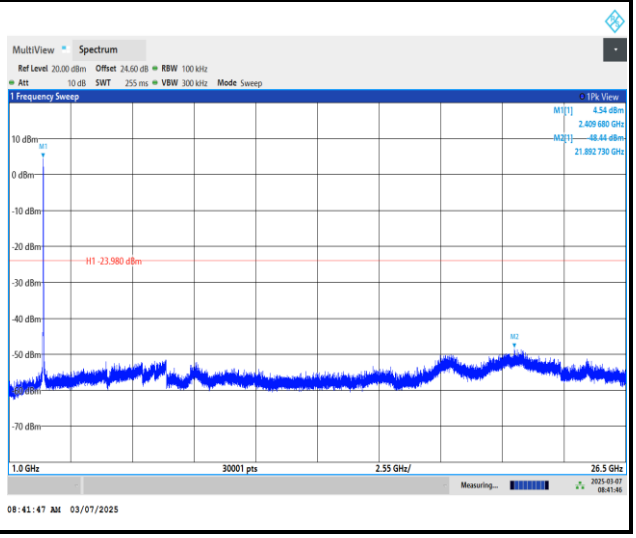

Test Mode :	802.11ax HE20_Full RU	Test Channel :	06

100kHz PSD reference Level	Channel 06 Plot
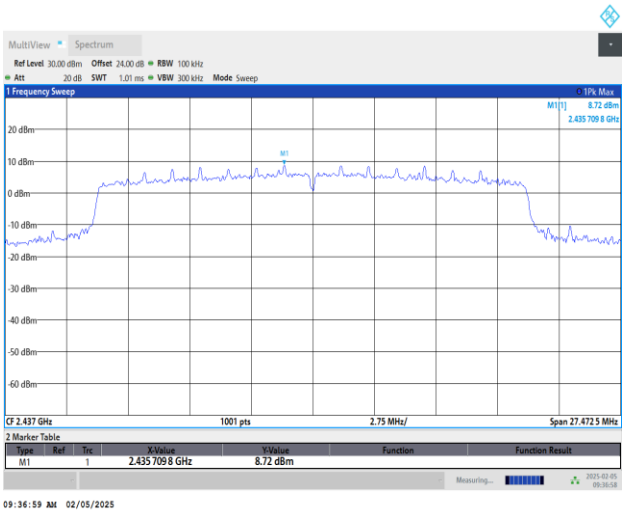	

Spurious Emission 30MHz~1GHz	Spurious Emission 1GHz~26.5GHz
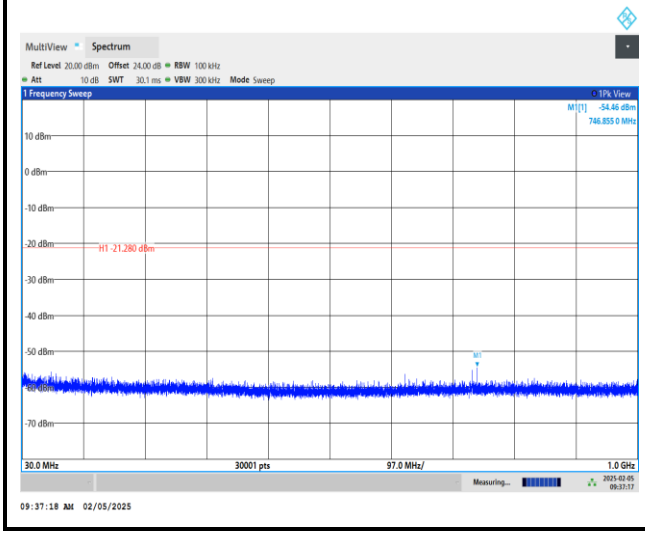	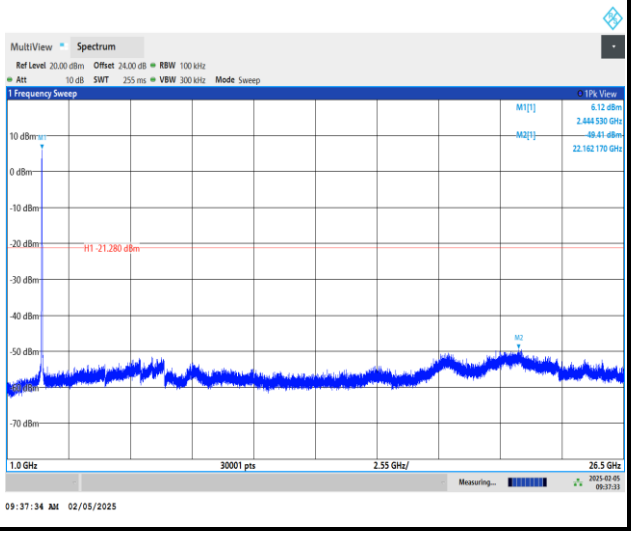

Test Mode :	802.11ax HE20_Full RU	Test Channel :	11

100kHz PSD reference Level	Channel 11 Plot
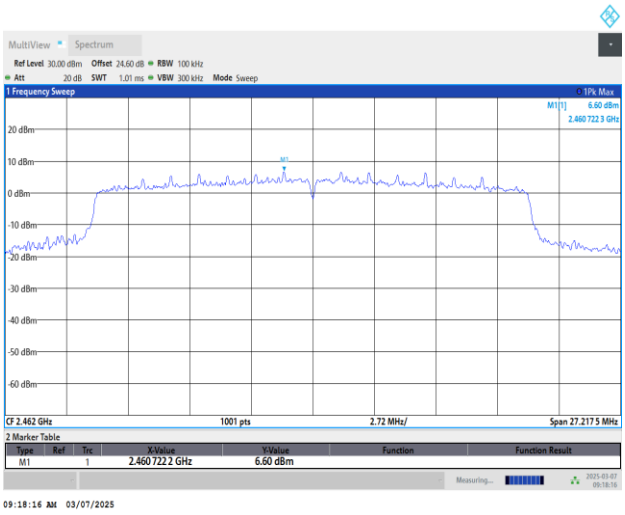	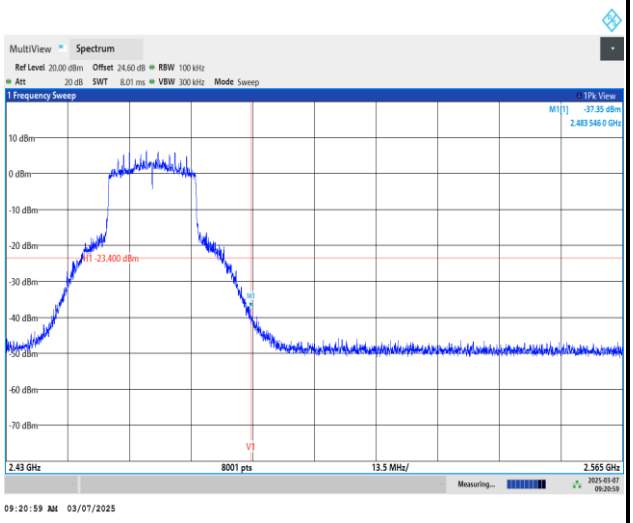
Spurious Emission 30MHz~1GHz	**Spurious Emission 1GHz~26.5GHz**
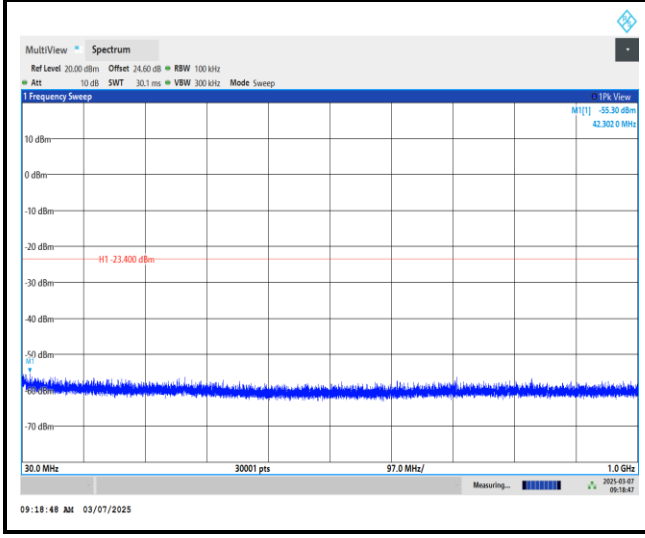	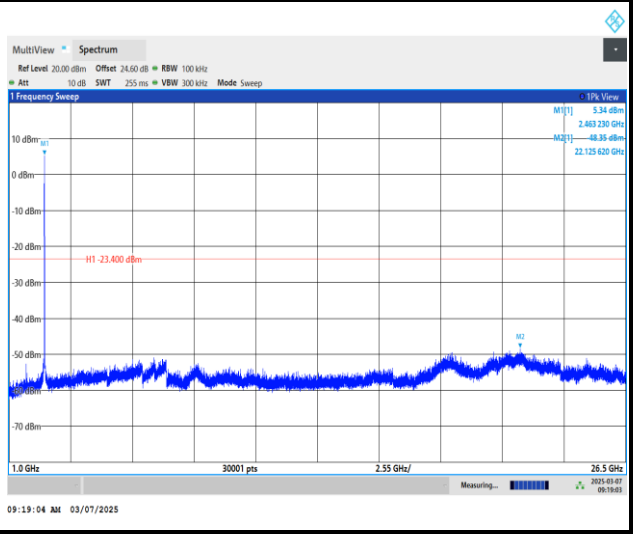

Test Mode :	802.11ax HE20_Full RU	Test Channel :	12

100kHz PSD reference Level	Channel 12 Plot
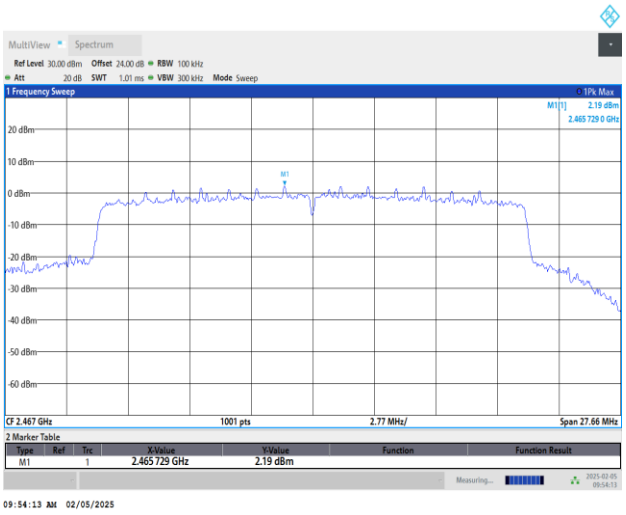	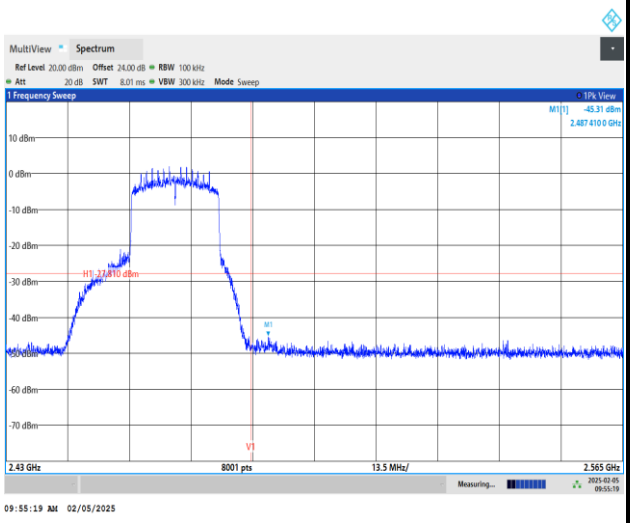
Spurious Emission 30MHz~1GHz	**Spurious Emission 1GHz~26.5GHz**
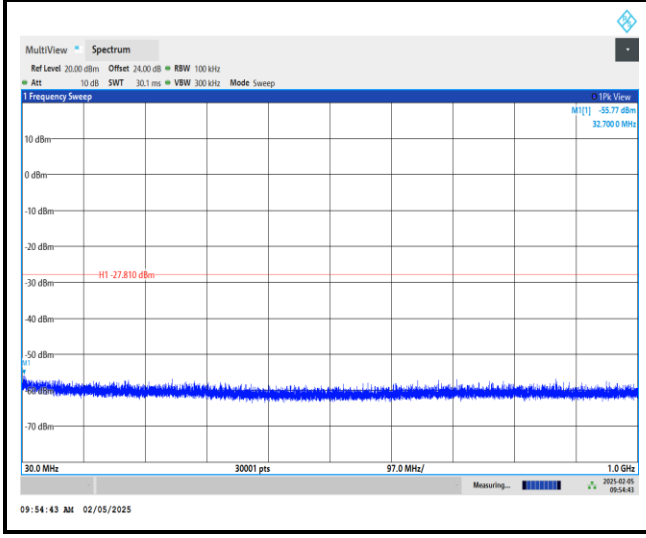	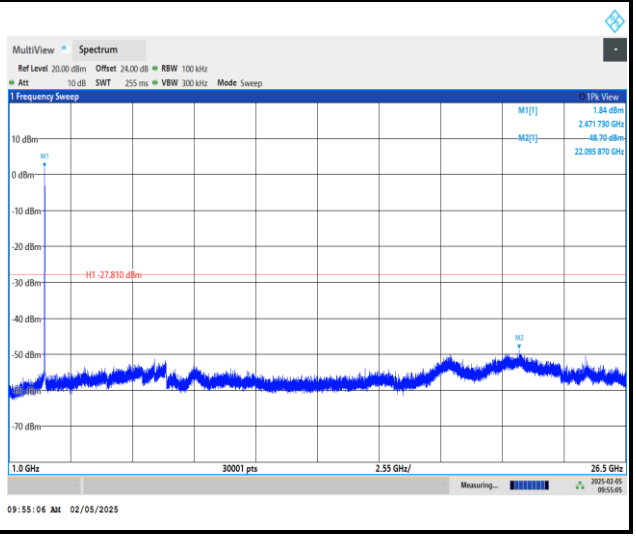

Test Mode :	802.11ax HE20_Full RU	Test Channel :	13

100kHz PSD reference Level	Channel 13 Plot
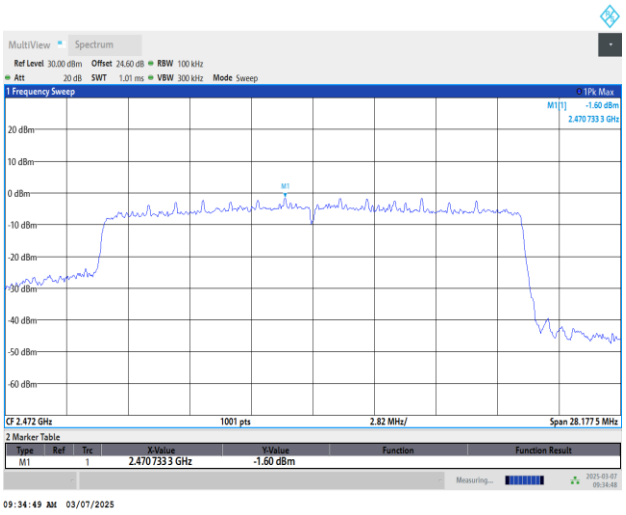	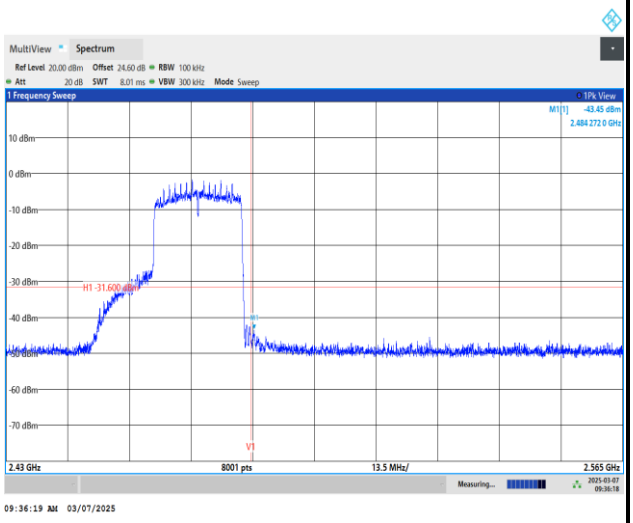
Spurious Emission 30MHz~1GHz	**Spurious Emission 1GHz~26.5GHz**
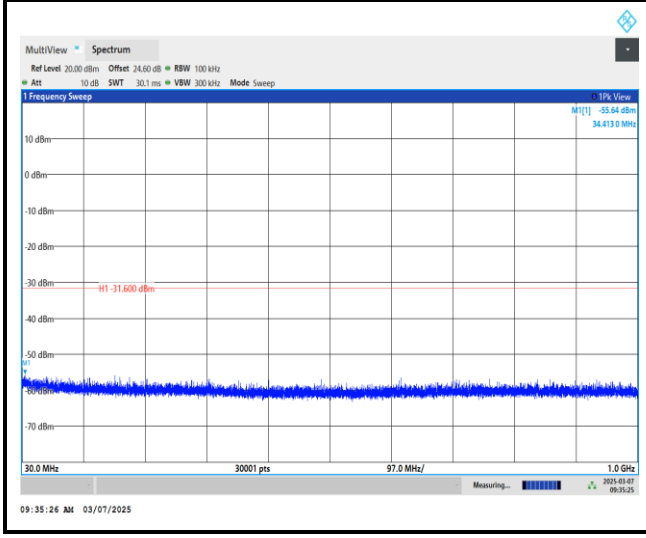	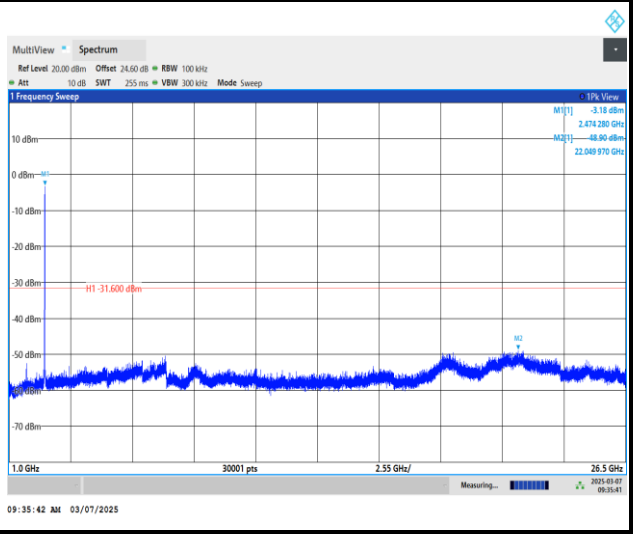

Test Mode :	802.11ax HE40_Full RU	Test Channel :	03

100kHz PSD reference Level	Channel 03 Plot
	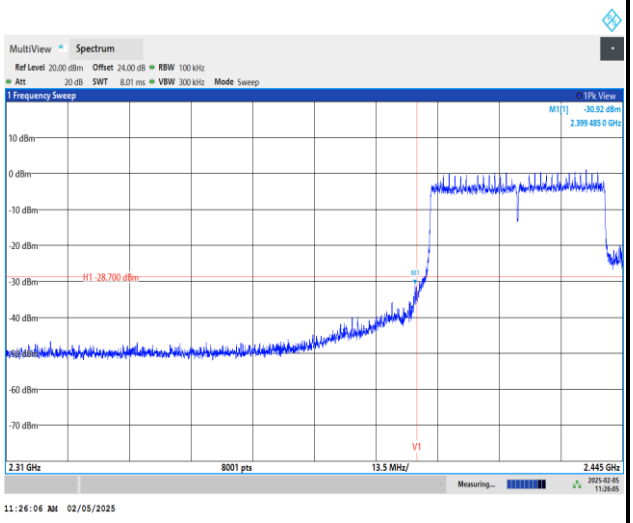
Spurious Emission 30MHz~1GHz	**Spurious Emission 1GHz~26.5GHz**
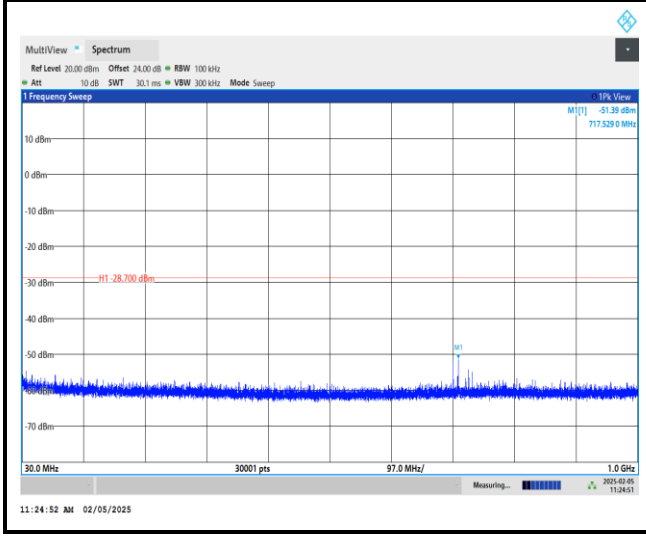	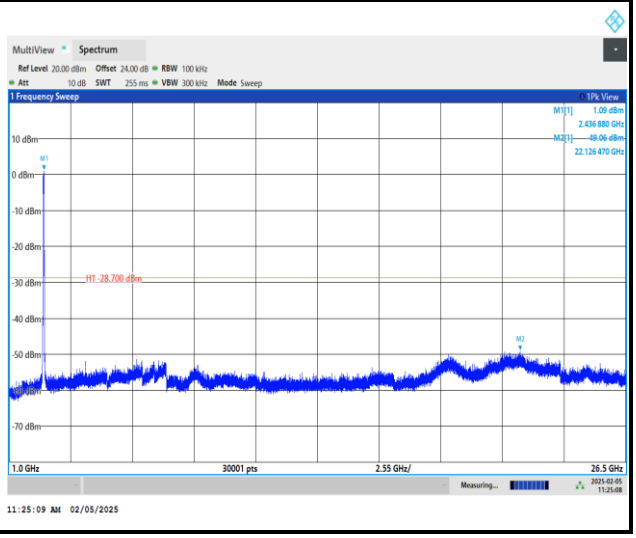

Test Mode :	802.11ax HE40_Full RU	Test Channel :	06

100kHz PSD reference Level	Channel 06 Plot
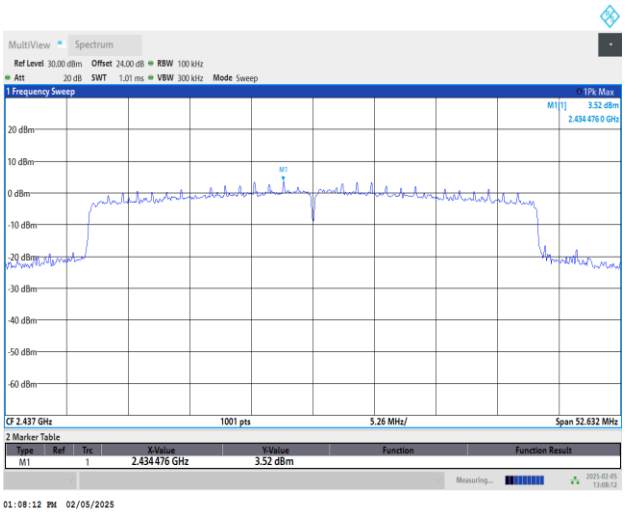	

Spurious Emission 30MHz~1GHz	Spurious Emission 1GHz~26.5GHz
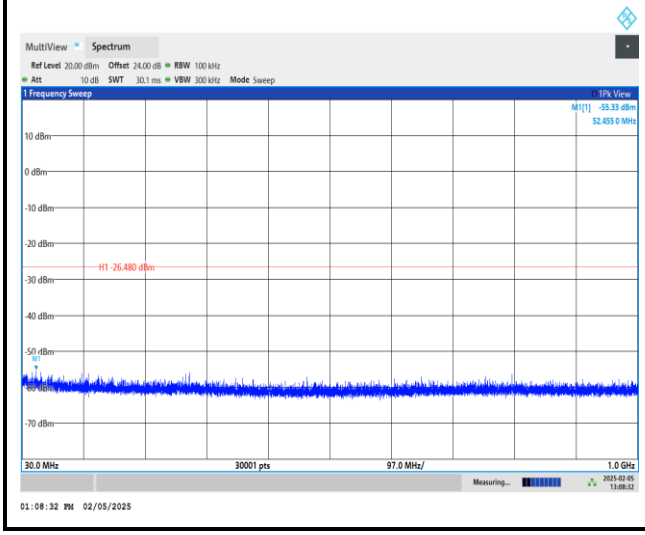	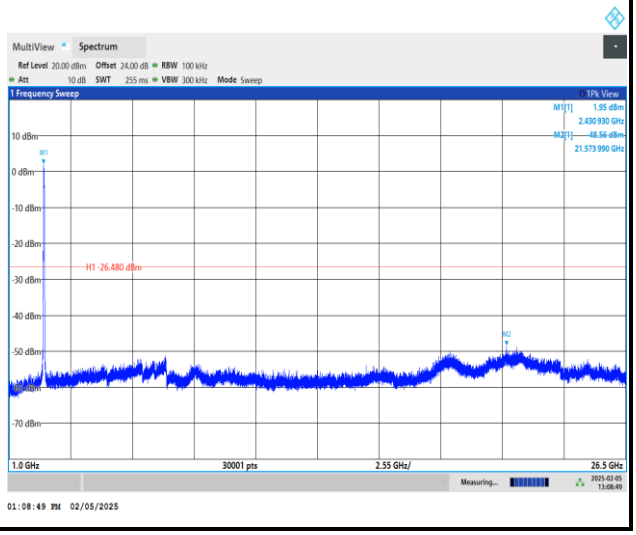

Test Mode :	802.11ax HE40_Full RU	Test Channel :	09

100kHz PSD reference Level	Channel 09 Plot
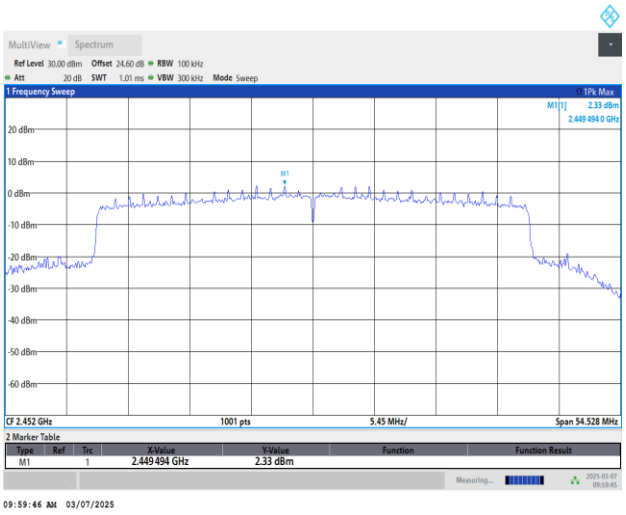	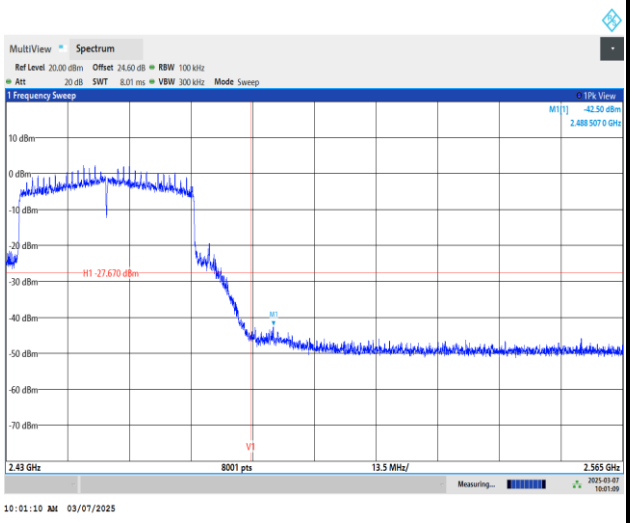
Spurious Emission 30MHz~1GHz	**Spurious Emission 1GHz~26.5GHz**
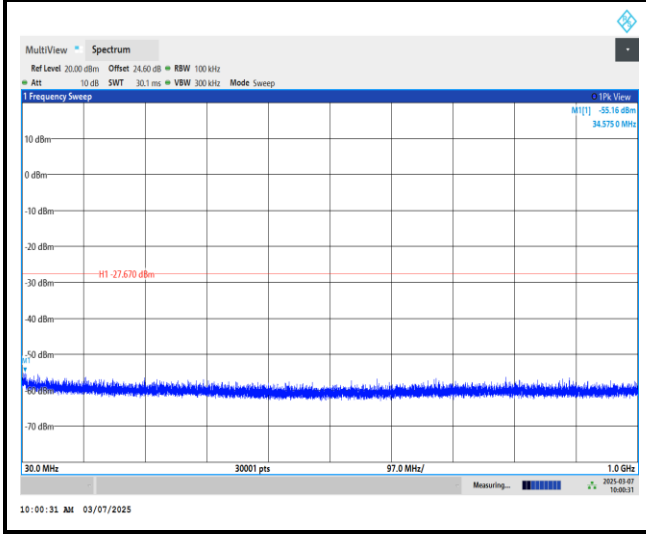	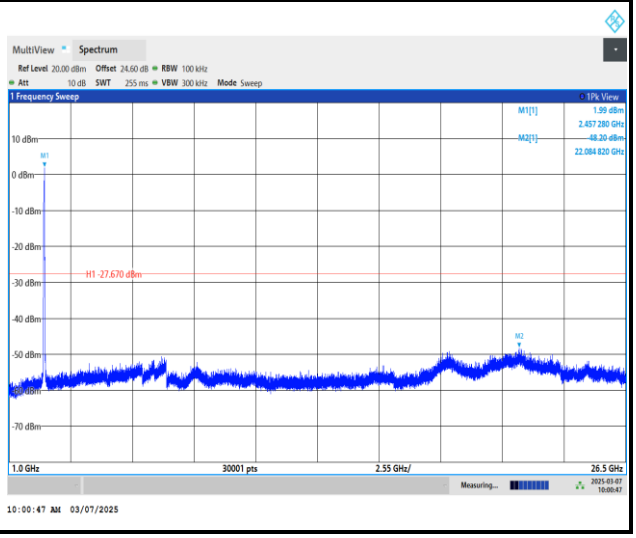

Test Mode :	802.11ax HE40_Full RU	Test Channel :	10

100kHz PSD reference Level	Channel 10 Plot
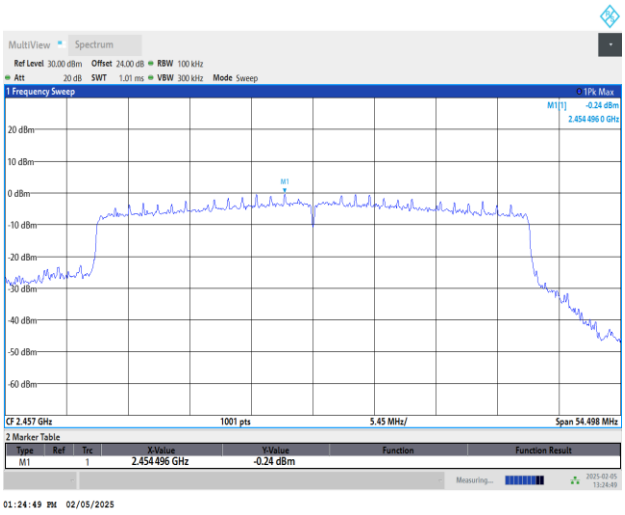	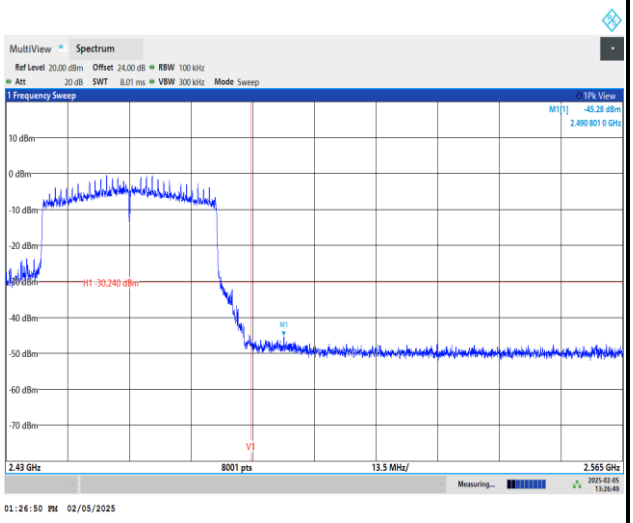
Spurious Emission 30MHz~1GHz	**Spurious Emission 1GHz~26.5GHz**
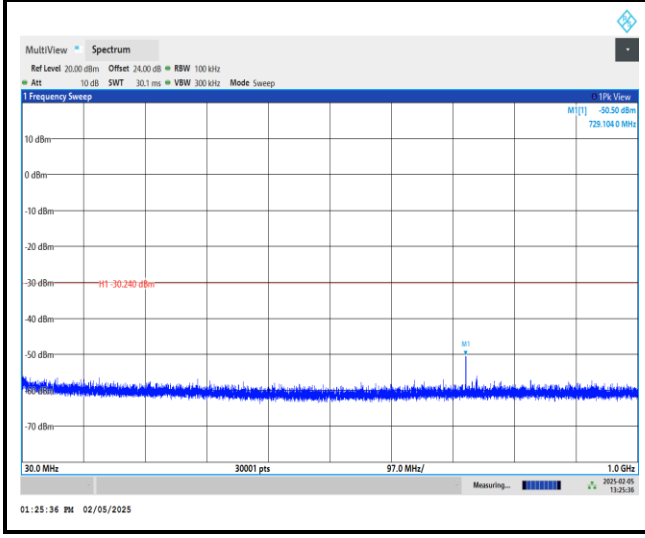	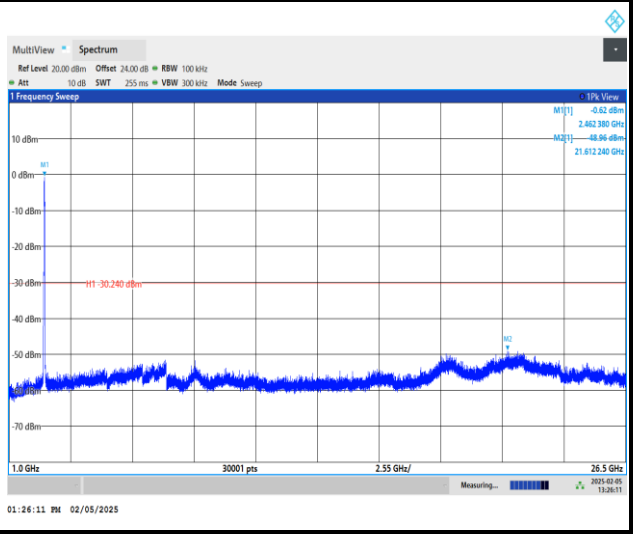

Test Mode :	802.11ax HE40_Full RU	Test Channel :	11

100kHz PSD reference Level	Channel 11 Plot
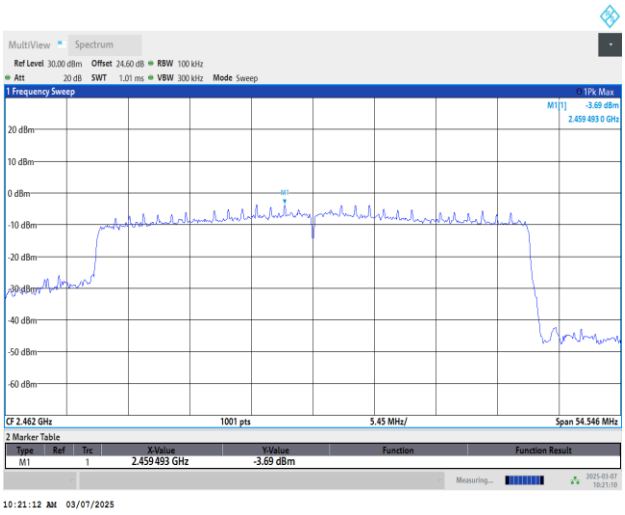	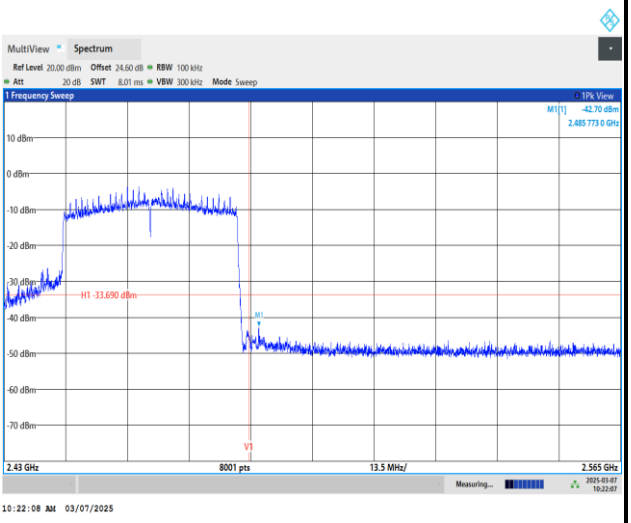
Spurious Emission 30MHz~1GHz	**Spurious Emission 1GHz~26.5GHz**
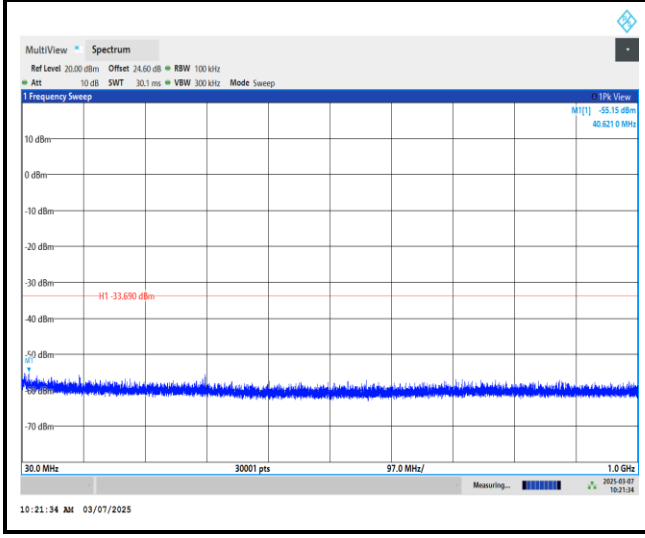	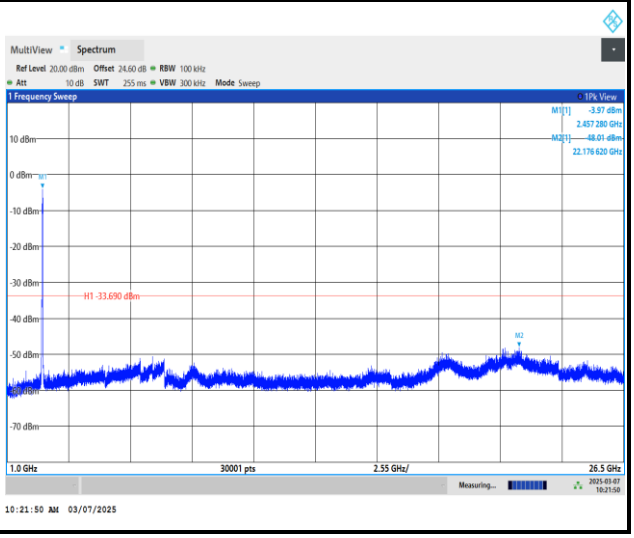

Appendix B. AC Conducted Emission Test Results

Test Engineer :	Louis Chung	**Temperature :**	19.2~22.3℃
		Relative Humidity :	45.4~52.1%

EUT Information

Report NO :	4O0149-01
Test Mode :	Mode 2
Test Voltage :	120Vac/60Hz
Phase :	Line

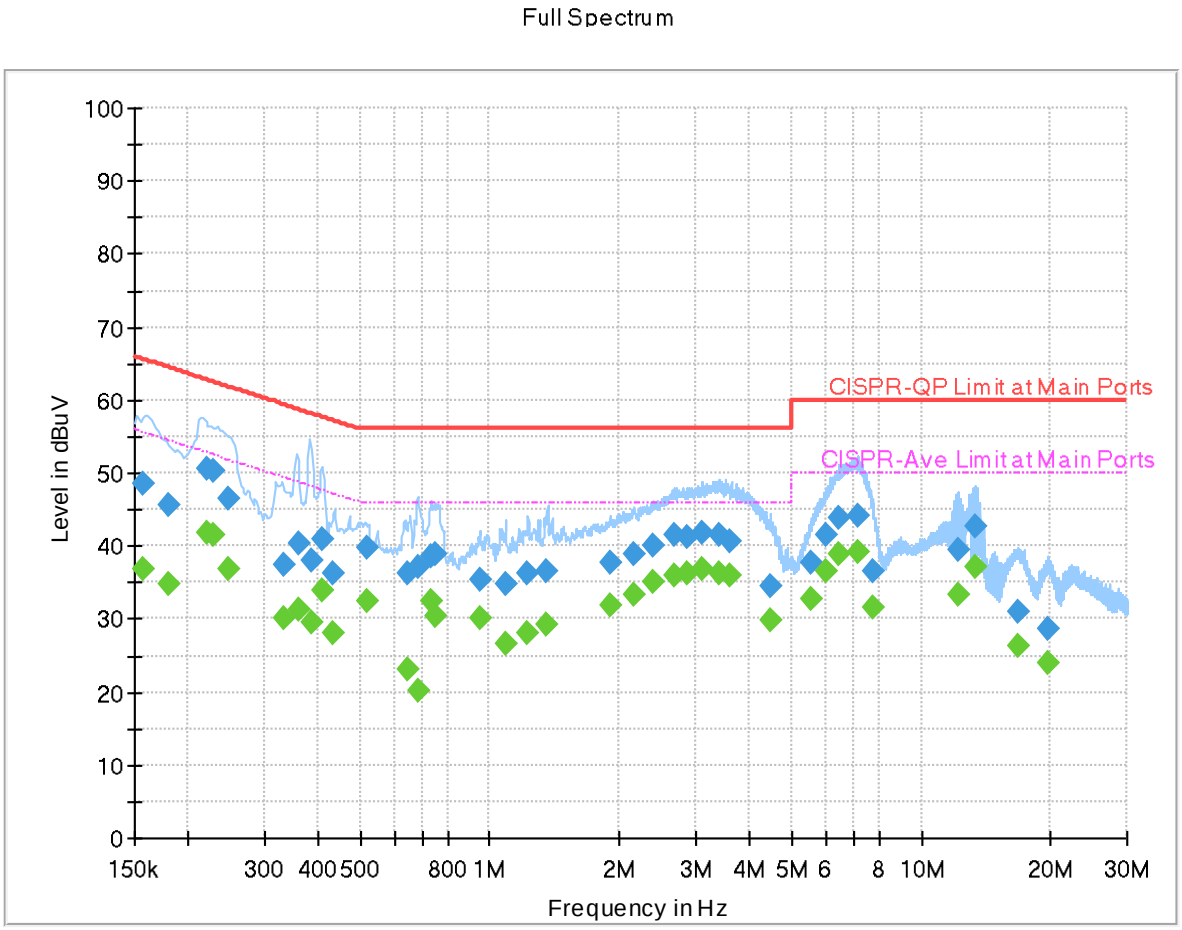

Final_Result

Frequency (MHz)	QuasiPeak (dBuV)	CAverage (dBuV)	Limit (dBuV)	Margin (dB)	Line	PE	Corr. (dB)
0.156750	---	36.70	55.63	18.93	L1	FLO	19.9
0.156750	48.59	---	65.63	17.04	L1	FLO	19.9
0.180510	---	34.69	54.46	19.77	L1	FLO	19.9
0.180510	45.57	---	64.46	18.89	L1	FLO	19.9
0.219750	---	41.74	52.83	11.09	L1	FLO	19.9
0.219750	50.52	---	62.83	12.31	L1	FLO	19.9
0.229650	---	41.56	52.46	10.90	L1	FLO	19.9
0.229650	50.20	---	62.46	12.26	L1	FLO	19.9
0.246750	---	36.91	51.87	14.96	L1	FLO	19.9
0.246750	46.60	---	61.87	15.27	L1	FLO	19.9
0.334500	---	30.17	49.34	19.17	L1	FLO	19.9
0.334500	37.45	---	59.34	21.89	L1	FLO	19.9
0.361500	---	31.20	48.69	17.49	L1	FLO	19.9
0.361500	40.29	---	58.69	18.40	L1	FLO	19.9
0.387690	---	29.50	48.11	18.61	L1	FLO	19.9
0.387690	38.03	---	58.11	20.08	L1	FLO	19.9
0.407040	---	33.93	47.71	13.78	L1	FLO	19.9
0.407040	40.83	---	57.71	16.88	L1	FLO	19.9
0.434670	---	28.04	47.16	19.12	L1	FLO	19.9

0.434670	36.15	---	57.16	21.01	L1	FLO	19.9
0.517470	---	32.57	46.00	13.43	L1	FLO	19.9
0.517470	39.65	---	56.00	16.35	L1	FLO	19.9
0.647250	---	23.14	46.00	22.86	L1	FLO	19.9
0.647250	36.27	---	56.00	19.73	L1	FLO	19.9
0.685500	---	20.20	46.00	25.80	L1	FLO	19.9
0.685500	37.23	---	56.00	18.77	L1	FLO	19.9
0.727260	---	32.48	46.00	13.52	L1	FLO	19.9
0.727260	38.66	---	56.00	17.34	L1	FLO	19.9
0.749580	---	30.39	46.00	15.61	L1	FLO	19.9
0.749580	38.78	---	56.00	17.22	L1	FLO	19.9
0.949470	---	30.18	46.00	15.82	L1	FLO	19.9
0.949470	35.43	---	56.00	20.57	L1	FLO	19.9
1.083750	---	26.72	46.00	19.28	L1	FLO	19.9
1.083750	34.76	---	56.00	21.24	L1	FLO	19.9
1.224420	---	27.99	46.00	18.01	L1	FLO	19.9
1.224420	36.26	---	56.00	19.74	L1	FLO	19.9
1.356000	---	29.22	46.00	16.78	L1	FLO	20.0
1.356000	36.48	---	56.00	19.52	L1	FLO	20.0
1.901670	---	31.79	46.00	14.21	L1	FLO	20.0
1.901670	37.60	---	56.00	18.40	L1	FLO	20.0
2.161500	---	33.32	46.00	12.68	L1	FLO	20.0
2.161500	38.92	---	56.00	17.08	L1	FLO	20.0
2.402970	---	35.08	46.00	10.92	L1	FLO	20.0
2.402970	40.19	---	56.00	15.81	L1	FLO	20.0
2.676750	---	35.90	46.00	10.10	L1	FLO	20.0
2.676750	41.51	---	56.00	14.49	L1	FLO	20.0
2.868000	---	36.19	46.00	9.81	L1	FLO	20.0
2.868000	41.33	---	56.00	14.67	L1	FLO	20.0
3.113250	---	36.83	46.00	9.17	L1	FLO	20.0
3.113250	41.72	---	56.00	14.28	L1	FLO	20.0
3.414750	---	36.30	46.00	9.70	L1	FLO	20.0
3.414750	41.58	---	56.00	14.42	L1	FLO	20.0
3.619500	---	35.83	46.00	10.17	L1	FLO	20.0
3.619500	40.75	---	56.00	15.25	L1	FLO	20.0
4.479270	---	29.83	46.00	16.17	L1	FLO	20.0
4.479270	34.46	---	56.00	21.54	L1	FLO	20.0
5.585550	---	32.70	50.00	17.30	L1	FLO	20.0
5.585550	37.67	---	60.00	22.33	L1	FLO	20.0
6.040770	---	36.52	50.00	13.48	L1	FLO	20.0
6.040770	41.39	---	60.00	18.61	L1	FLO	20.0
6.479250	---	38.75	50.00	11.25	L1	FLO	20.0
6.479250	43.80	---	60.00	16.20	L1	FLO	20.0
7.109250	---	39.11	50.00	10.89	L1	FLO	20.1
7.109250	44.24	---	60.00	15.76	L1	FLO	20.1
7.775250	---	31.56	50.00	18.44	L1	FLO	20.1
7.775250	36.50	---	60.00	23.50	L1	FLO	20.1
12.147000	---	33.24	50.00	16.76	L1	FLO	20.1
12.147000	39.59	---	60.00	20.41	L1	FLO	20.1
13.343370	---	37.12	50.00	12.88	L1	FLO	20.1
13.343370	42.57	---	60.00	17.43	L1	FLO	20.1
16.779750	---	26.32	50.00	23.68	L1	FLO	20.1
16.779750	30.87	---	60.00	29.13	L1	FLO	20.1
19.628250	---	24.07	50.00	25.93	L1	FLO	20.1
19.628250	28.73	---	60.00	31.27	L1	FLO	20.1

EUT Information

Report NO :	4O0149-01
Test Mode :	Mode 2
Test Voltage :	120Vac/60Hz
Phase :	Neutral

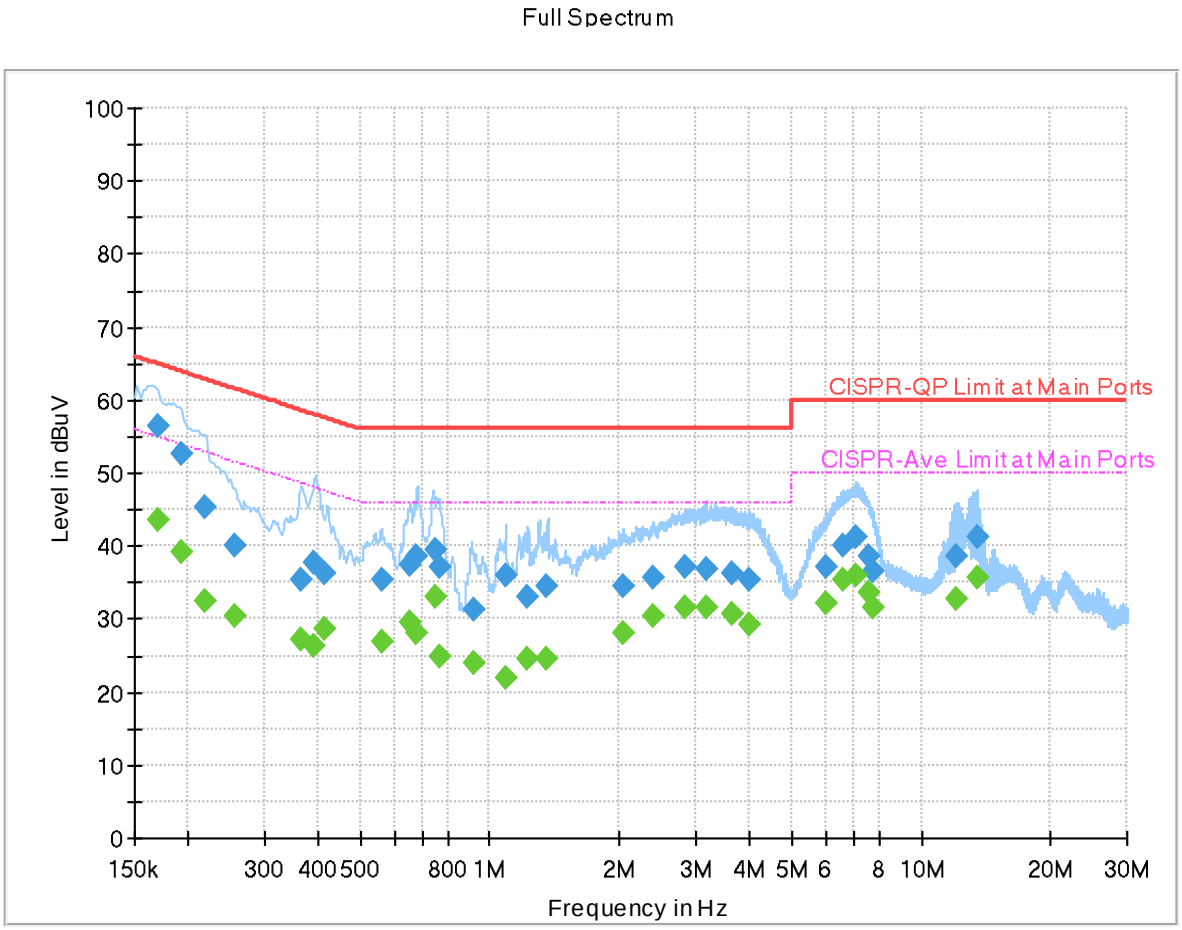

Final_Result

Frequency (MHz)	QuasiPeak (dBuV)	CAverage (dBuV)	Limit (dBuV)	Margin (dB)	Line	PE	Corr. (dB)
0.170250	---	43.56	54.95	11.39	N	FLO	19.9
0.170250	56.34	---	64.95	8.61	N	FLO	19.9
0.192120	---	39.28	53.94	14.66	N	FLO	19.9
0.192120	52.50	---	63.94	11.44	N	FLO	19.9
0.218850	---	32.57	52.86	20.29	N	FLO	19.9
0.218850	45.26	---	62.86	17.60	N	FLO	19.9
0.255750	---	30.49	51.57	21.08	N	FLO	19.9
0.255750	40.04	---	61.57	21.53	N	FLO	19.9
0.364200	---	27.27	48.63	21.36	N	FLO	19.9
0.364200	35.46	---	58.63	23.17	N	FLO	19.9
0.388500	---	26.24	48.10	21.86	N	FLO	19.9
0.388500	37.64	---	58.10	20.46	N	FLO	19.9
0.415500	---	28.60	47.54	18.94	N	FLO	19.9
0.415500	36.29	---	57.54	21.25	N	FLO	19.9
0.564000	---	26.94	46.00	19.06	N	FLO	19.9
0.564000	35.46	---	56.00	20.54	N	FLO	19.9
0.655530	---	29.52	46.00	16.48	N	FLO	19.9
0.655530	37.49	---	56.00	18.51	N	FLO	19.9
0.676500	---	28.13	46.00	17.87	N	FLO	19.9

0.676500	38.67	---	56.00	17.33	N	FLO	19.9
0.744000	---	33.06	46.00	12.94	N	FLO	19.9
0.744000	39.36	---	56.00	16.64	N	FLO	19.9
0.768750	---	24.87	46.00	21.13	N	FLO	19.9
0.768750	37.09	---	56.00	18.91	N	FLO	19.9
0.915000	---	24.02	46.00	21.98	N	FLO	19.9
0.915000	31.24	---	56.00	24.76	N	FLO	19.9
1.088250	---	22.02	46.00	23.98	N	FLO	20.0
1.088250	35.88	---	56.00	20.12	N	FLO	20.0
1.221000	---	24.58	46.00	21.42	N	FLO	20.0
1.221000	33.07	---	56.00	22.93	N	FLO	20.0
1.357890	---	24.51	46.00	21.49	N	FLO	20.0
1.357890	34.56	---	56.00	21.44	N	FLO	20.0
2.028570	---	28.00	46.00	18.00	N	FLO	20.0
2.028570	34.41	---	56.00	21.59	N	FLO	20.0
2.404500	---	30.41	46.00	15.59	N	FLO	20.0
2.404500	35.81	---	56.00	20.19	N	FLO	20.0
2.820750	---	31.58	46.00	14.42	N	FLO	20.0
2.820750	37.11	---	56.00	18.89	N	FLO	20.0
3.170760	---	31.69	46.00	14.31	N	FLO	20.0
3.170760	36.85	---	56.00	19.15	N	FLO	20.0
3.646500	---	30.78	46.00	15.22	N	FLO	20.0
3.646500	36.34	---	56.00	19.66	N	FLO	20.0
4.002000	---	29.23	46.00	16.77	N	FLO	20.0
4.002000	35.45	---	56.00	20.55	N	FLO	20.0
6.041220	---	32.23	50.00	17.77	N	FLO	20.0
6.041220	37.21	---	60.00	22.79	N	FLO	20.0
6.589500	---	35.32	50.00	14.68	N	FLO	20.1
6.589500	40.19	---	60.00	19.81	N	FLO	20.1
7.048050	---	35.94	50.00	14.06	N	FLO	20.1
7.048050	41.18	---	60.00	18.82	N	FLO	20.1
7.566000	---	33.59	50.00	16.41	N	FLO	20.1
7.566000	38.69	---	60.00	21.31	N	FLO	20.1
7.762740	---	31.70	50.00	18.30	N	FLO	20.1
7.762740	36.61	---	60.00	23.39	N	FLO	20.1
12.046740	---	32.88	50.00	17.12	N	FLO	20.1
12.046740	38.71	---	60.00	21.29	N	FLO	20.1
13.443000	---	35.68	50.00	14.32	N	FLO	20.1
13.443000	41.33	---	60.00	18.67	N	FLO	20.1

Appendix C. Radiated Spurious Emission Test Data

Test Engineer :	Kevin Hsu, Fu Chen and Troye Hsieh	Temperature :	19.1~21.9 ℃
		Relative Humidity :	50.2~61.9 %

Remark: For Radiated Spurious Emission Test Data, Ant. 1 means Chain 0 (Main) and Ant. 2 means Chain 1 (Aux.).

Note symbol

-L	**Low channel location**
-R	**High channel location**

C1. Radiated Spurious Emission Test Modes

Mode	Band (MHz)	Antenna	Modulation	Channel	Frequency	Data Rate	RU	Remark
Mode 17	2400-2483.5	1+2	802.11b	1	2412	1Mbps	-	-
Mode 18	2400-2483.5	1+2	802.11b	6	2437	1Mbps	-	-
Mode 19	2400-2483.5	1+2	802.11b	11	2462	1Mbps	-	-
Mode 20	2400-2483.5	1+2	802.11b	12	2467	1Mbps	-	-
Mode 21	2400-2483.5	1+2	802.11b	13	2472	1Mbps	-	-
Mode 22	2400-2483.5	1+2	802.11g	1	2412	6Mbps	-	-
Mode 23	2400-2483.5	1+2	802.11g	6	2437	6Mbps	-	-
Mode 24	2400-2483.5	1+2	802.11g	11	2462	6Mbps	-	-
Mode 25	2400-2483.5	1+2	802.11g	12	2467	6Mbps	-	-
Mode 26	2400-2483.5	1+2	802.11g	13	2472	6Mbps	-	-
Mode 27	2400-2483.5	1+2	802.11ax HE20	1	2412	MCS0	-	-
Mode 28	2400-2483.5	1+2	802.11ax HE20	6	2437	MCS0	-	-
Mode 29	2400-2483.5	1+2	802.11ax HE20	11	2462	MCS0	-	-
Mode 30	2400-2483.5	1+2	802.11ax HE20	12	2467	MCS0	-	-
Mode 31	2400-2483.5	1+2	802.11ax HE20	13	2472	MCS0	-	-
Mode 32	2400-2483.5	1+2	802.11ax HE20	1	2412	MCS0	26/0	-
Mode 33	2400-2483.5	1+2	802.11ax HE20	1	2412	MCS0	106/53	-
Mode 34	2400-2483.5	1+2	802.11ax HE20	13	2472	MCS0	26/8	-
Mode 35	2400-2483.5	1+2	802.11ax HE20	13	2472	MCS0	106/54	-
Mode 36	2400-2483.5	1+2	802.11ax HE40	3	2422	MCS0	-	-
Mode 37	2400-2483.5	1+2	802.11ax HE40	6	2437	MCS0	-	-

Mode	Band (MHz)	Antenna	Modulation	Channel	Frequency	Data Rate	RU	Remark
Mode 38	2400-2483.5	1+2	802.11ax HE40	9	2452	MCS0	-	-
Mode 39	2400-2483.5	1+2	802.11ax HE40	10	2457	MCS0	-	-
Mode 40	2400-2483.5	1+2	802.11ax HE40	11	2462	MCS0	-	-
Mode 41	2400-2483.5	1+2	802.11ax HE40	10	2457	MCS0	-	LF
Mode 42	2400-2483.5	1+2	802.11ax HE40	10	2457	MCS0	-	SHF

C2. Summary of each worse mode

Mode	Modulation	Ch.	Freq. (MHz)	Level (dBuV/m)	Limit (dBuV/m)	Margin (dB)	Pol.	Peak Avg.	Result	RU	Remark
17	802.11b	1	2381.89	42.51	54.00	-11.49	V	Avg.	Pass	-	Band Edge
17	802.11b	1	4824.00	48.84	54.00	-5.16	V	Avg.	Pass	-	Harmonic
18	802.11b	6	2498.61	43.46	54.00	-10.54	V	Avg.	Pass	-	Band Edge
18	802.11b	6	4874.00	45.93	54.00	-8.07	V	Avg.	Pass	-	Harmonic
19	802.11b	11	2486.47	43.75	54.00	-10.25	V	Avg.	Pass	-	Band Edge
19	802.11b	11	4924.00	43.63	54.00	-10.37	V	Avg.	Pass	-	Harmonic
20	802.11b	12	2483.96	46.30	54.00	-7.70	V	Avg.	Pass	-	Band Edge
20	802.11b	12	4934.00	40.21	54.00	-13.79	V	Avg.	Pass	-	Harmonic
21	802.11b	13	2485.72	47.12	54.00	-6.88	H	Avg.	Pass	-	Band Edge
21	802.11b	13	7416.00	43.80	74.00	-30.20	H	Peak	Pass	-	Harmonic
22	802.11g	1	2388.65	43.42	54.00	-10.58	V	Avg.	Pass	-	Band Edge
22	802.11g	1	4824.00	36.23	54.00	-17.77	V	Avg.	Pass	-	Harmonic
23	802.11g	6	2484.63	47.19	54.00	-6.81	V	Avg.	Pass	-	Band Edge
23	802.11g	6	7311.00	39.55	54.00	-14.45	V	Avg.	Pass	-	Harmonic
24	802.11g	11	2483.55	53.15	54.00	-0.85	V	Avg.	Pass	-	Band Edge
24	802.11g	11	7386.00	43.24	74.00	-30.76	V	Peak	Pass	-	Harmonic
25	802.11g	12	2483.70	44.01	54.00	-9.99	V	Avg.	Pass	-	Band Edge
25	802.11g	12	-	-	-	-	-	-	-	-	Harmonic
26	802.11g	13	2484.10	46.08	54.00	-7.92	V	Avg.	Pass	-	Band Edge
26	802.11g	13	-	-	-	-	-	-	-	-	Harmonic
27	802.11ax HE20	1	2389.95	45.81	54.00	-8.19	V	Avg.	Pass	-	Band Edge
27	802.11ax HE20	1	-	-	-	-	-	-	-	-	Harmonic

Mode	Modulation	Ch.	Freq. (MHz)	Level (dBuV/m)	Limit (dBuV/m)	Margin (dB)	Pol.	Peak Avg.	Result	RU	Remark
28	802.11ax HE20	6	2483.56	46.64	54.00	-7.36	V	Avg.	Pass	-	Band Edge
28	802.11ax HE20	6	7311.00	38.20	54.00	-15.80	V	Avg.	Pass	-	Harmonic
29	802.11ax HE20	11	2483.74	45.49	54.00	-8.51	V	Avg.	Pass	-	Band Edge
29	802.11ax HE20	11	-	-	-	-	-	-	-	-	Harmonic
30	802.11ax HE20	12	2483.86	53.17	54.00	-0.83	V	Avg.	Pass	-	Band Edge
30	802.11ax HE20	12	7401.00	43.46	74.00	-30.54	V	Peak	Pass	-	Harmonic
31	802.11ax HE20	13	2483.54	44.21	54.00	-9.79	V	Avg.	Pass	-	Band Edge
31	802.11ax HE20	13	-	-	-	-	-	-	-	-	Harmonic
32	802.11ax HE20	1	2388.00	42.99	54.00	-11.01	V	Avg.	Pass	26/0	Band Edge
32	802.11ax HE20	1	-	-	-	-	-	-	-	26/0	Harmonic
33	802.11ax HE20	1	2389.17	66.61	74.00	-7.39	V	Peak	Pass	106/53	Band Edge
33	802.11ax HE20	1	-	-	-	-	-	-	-	106/53	Harmonic
34	802.11ax HE20	13	2483.51	50.05	54.00	-3.95	V	Avg.	Pass	26/8	Band Edge
34	802.11ax HE20	13	-	-	-	-	-	-	-	26/8	Harmonic
35	802.11ax HE20	13	2483.59	47.34	54.00	-6.66	V	Avg.	Pass	106/54	Band Edge
35	802.11ax HE20	13	-	-	-	-	-	-	-	106/54	Harmonic
36	802.11ax HE40	3	2389.86	48.53	54.00	-5.47	H	Avg.	Pass	-	Band Edge
36	802.11ax HE40	3	4844.00	41.45	74.00	-32.55	H	Peak	Pass	-	Harmonic
37	802.11ax HE40	6	2483.68	52.65	54.00	-1.35	V	Avg.	Pass	-	Band Edge
37	802.11ax HE40	6	7311.00	43.63	74.00	-30.37	H	Peak	Pass	-	Harmonic
38	802.11ax HE40	9	2483.54	46.51	54.00	-7.49	V	Avg.	Pass	-	Band Edge
38	802.11ax HE40	9	-	-	-	-	-	-	-	-	Harmonic
39	802.11ax HE40	10	2483.53	53.58	54.00	-0.42	V	Avg.	Pass	-	Band Edge
39	802.11ax HE40	10	7371.00	43.47	74.00	-30.53	V	Peak	Pass	-	Harmonic
40	802.11ax HE40	11	2484.46	43.99	54.00	-10.01	V	Avg.	Pass	-	Band Edge
40	802.11ax HE40	11	-	-	-	-	-	-	-	-	Harmonic
41	LF	10	30.00	35.08	40.00	-4.92	V	QP	Pass	-	LF
42	SHF	10	24860.00	40.55	68.20	-27.65	H	Peak	Pass	-	SHF

Mode	17	
	Band Edge	
	2400-2483.5_802.11b_CH1_2412MHz	
ANT	1+2	
Pol.	Horizontal	Fundamental
Peak	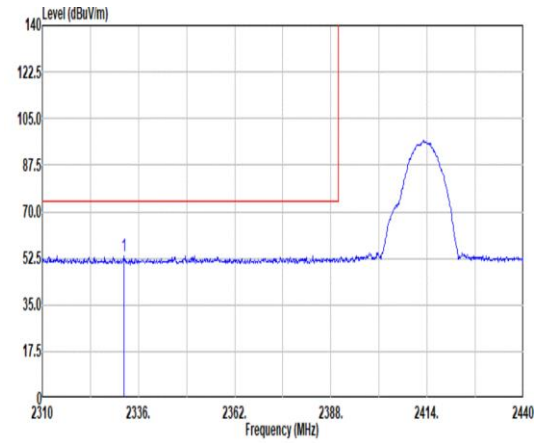 Site : 03CH11-HY Condition: PEAK_BE_74 3m 9120D_01620_240828 HORIZONTAL : RBW:1000.000kHz VBW:3000.000kHz SWT:Auto Freq Level Limit Line Margin Read Level Ant Factor Cable Loss Preamp Factor Aux Factor APos TPos Remark MHz dBuV/m dBuV/m dB dBuV dB/m dB dB dB cm deg 1 2331.97 53.51 74.00 -20.49 43.03 27.10 6.74 33.37 10.01 393 223 PEAK	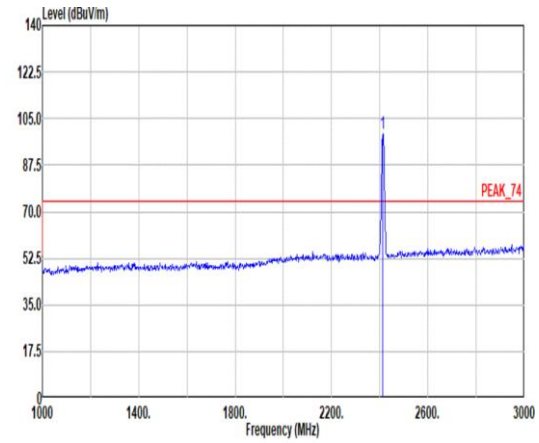 Site : 03CH11-HY Condition: PEAK_74 3m 9120D_01620_240828 HORIZONTAL : RBW:1000.000kHz VBW:3000.000kHz SWT:Auto Freq Level Limit Line Margin Read Level Ant Factor Cable Loss Preamp Factor Aux Factor APos TPos Remark MHz dBuV/m dBuV/m dB dBuV dB/m dB dB dB cm deg 1 2412.00 99.22 ------ ------ 88.26 27.44 6.81 33.32 10.03 393 223 PEAK
Avg	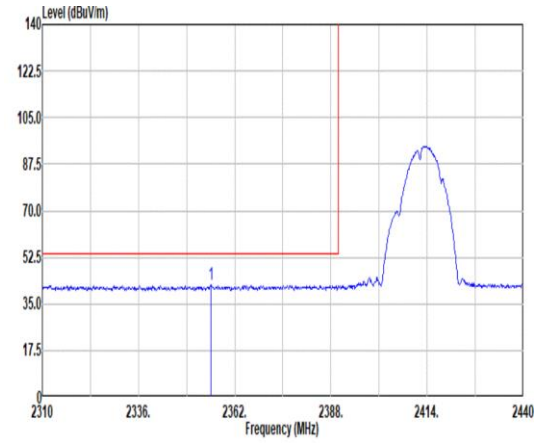 Site : 03CH11-HY Condition: AVG_BE_54 3m 9120D_01620_240828 HORIZONTAL : RBW:1000.000kHz VBW:3000.000kHz SWT:Auto Freq Level Limit Line Margin Read Level Ant Factor Cable Loss Preamp Factor Aux Factor APos TPos Remark MHz dBuV/m dBuV/m dB dBuV dB/m dB dB dB cm deg 1 2355.63 42.04 54.00 -11.96 31.42 27.20 6.76 33.36 10.02 393 223 AVERAGE	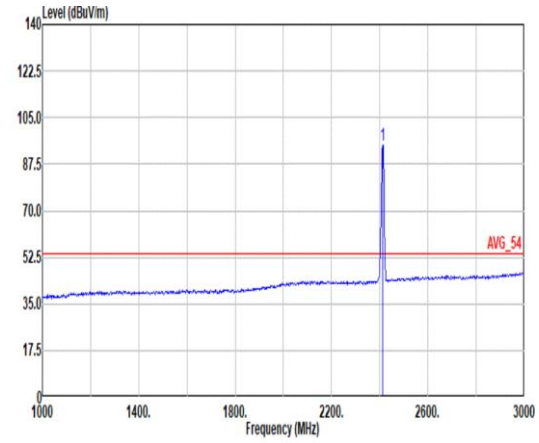 Site : 03CH11-HY Condition: AVG_54 3m 9120D_01620_240828 HORIZONTAL : RBW:1000.000kHz VBW:3000.000kHz SWT:Auto Freq Level Limit Line Margin Read Level Ant Factor Cable Loss Preamp Factor Aux Factor APos TPos Remark MHz dBuV/m dBuV/m dB dBuV dB/m dB dB dB cm deg 1 2412.00 94.75 ------ ------ 83.79 27.44 6.81 33.32 10.03 393 223 AVERAGE

Mode	17	
	Band Edge	
	2400-2483.5_802.11b_CH1_2412MHz	
ANT	1+2	
Pol.	Vertical	Fundamental
Peak	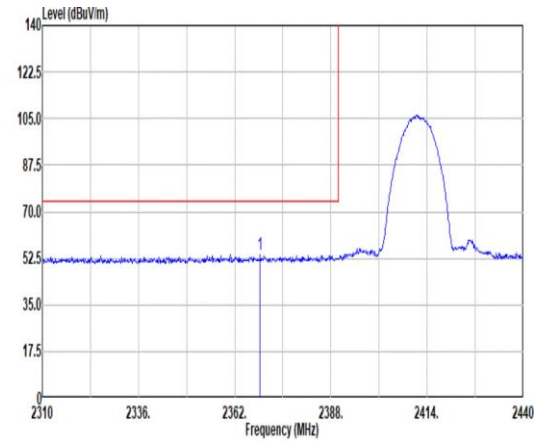 Site : 03CH11-HY Condition: PEAK_BE_74 3m 9120D_01620_240828 VERTICAL : RBW:1000.000kHz VBW:3000.000kHz SWT:Auto Freq Level Limit Line Margin Read Level Ant Factor Cable Loss Preamp Factor Aux Factor APos TPos Remark MHz dBuV/m dBuV/m dB dBuV dB/m dB dB dB cm deg 1 2368.89 53.76 74.00 -20.24 43.12 27.20 6.77 33.35 10.02 300 184 PEAK	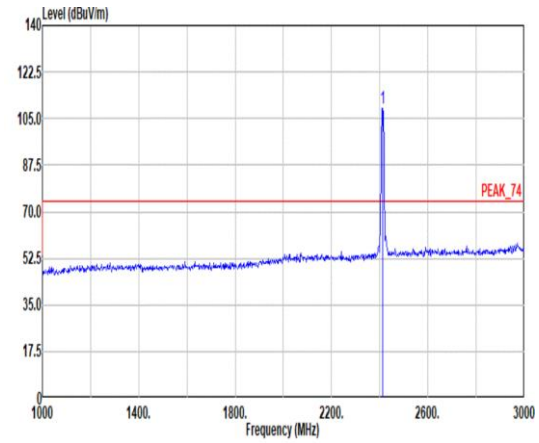 Site : 03CH11-HY Condition: PEAK_74 3m 9120D_01620_240828 VERTICAL : RBW:1000.000kHz VBW:3000.000kHz SWT:Auto Freq Level Limit Line Margin Read Level Ant Factor Cable Loss Preamp Factor Aux Factor APos TPos Remark MHz dBuV/m dBuV/m dB dBuV dB/m dB dB dB cm deg 1 2412.00 108.80 ------ ------ 97.86 27.42 6.81 33.32 10.03 300 184 PEAK
Avg	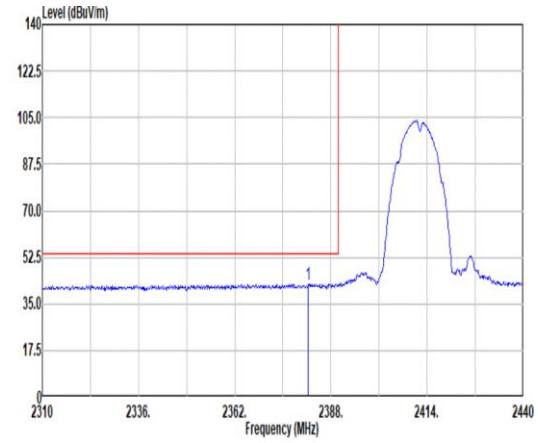 Site : 03CH11-HY Condition: AVG_BE_54 3m 9120D_01620_240828 VERTICAL : RBW:1000.000kHz VBW:3000.000kHz SWT:Auto Freq Level Limit Line Margin Read Level Ant Factor Cable Loss Preamp Factor Aux Factor APos TPos Remark MHz dBuV/m dBuV/m dB dBuV dB/m dB dB dB cm deg 1 2381.89 42.51 54.00 -11.49 31.82 27.22 6.78 33.34 10.03 300 184 AVERAGE	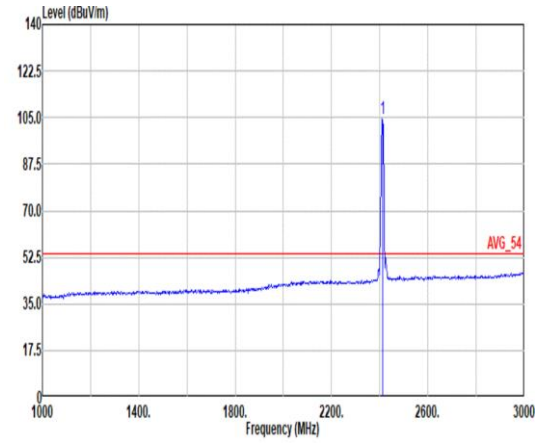 Site : 03CH11-HY Condition: AVG_54 3m 9120D_01620_240828 VERTICAL : RBW:1000.000kHz VBW:3000.000kHz SWT:Auto Freq Level Limit Line Margin Read Level Ant Factor Cable Loss Preamp Factor Aux Factor APos TPos Remark MHz dBuV/m dBuV/m dB dBuV dB/m dB dB dB cm deg 1 2412.00 104.84 ------ ------ 93.94 27.40 6.80 33.33 10.03 300 184 AVERAGE

Mode	17	
	Harmonic	
	2400-2483.5_802.11b_CH1_2412MHz	
ANT	1+2	
Pol.	Horizontal	Vertical
Peak Avg	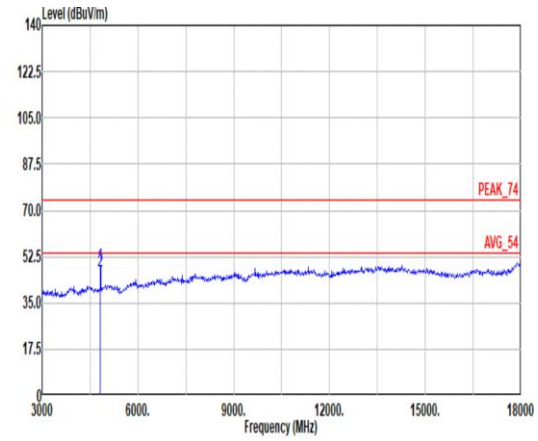 Site : 03CH11-HY Condition: PEAK_74 3m 9120D_01620_240828 HORIZONTAL Freq Level Limit Line Margin Read Level Ant Factor Cable Loss Preamp Factor Aux Factor APos TPos Remark MHz dBuV/m dBuV/m dB dBuV dB/m dB dB dB cm deg 1 4824.00 48.89 74.00 -25.11 63.12 32.44 11.36 58.54 0.51 400 118 PEAK 2 4824.00 47.22 54.00 -6.78 61.45 32.44 11.36 58.54 0.51 400 118 Average	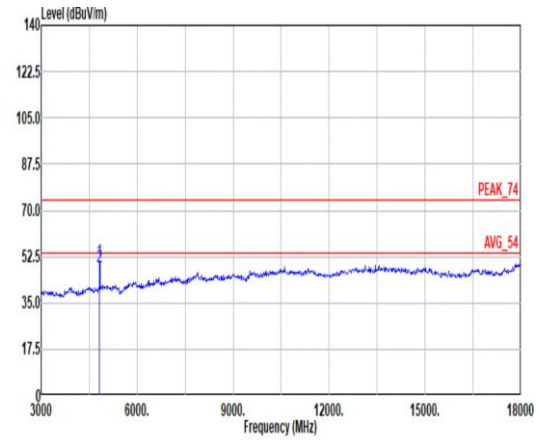 Site : 03CH11-HY Condition: PEAK_74 3m 9120D_01620_240828 VERTICAL Freq Level Limit Line Margin Read Level Ant Factor Cable Loss Preamp Factor Aux Factor APos TPos Remark MHz dBuV/m dBuV/m dB dBuV dB/m dB dB dB cm deg 1 4824.00 50.67 74.00 -23.33 64.90 32.44 11.36 58.54 0.51 300 134 PEAK 2 4824.00 48.84 54.00 -5.16 63.07 32.44 11.36 58.54 0.51 300 134 Average

Mode	17	
	Harmonic	
	2400-2483.5_802.11b_CH1_2412MHz	
ANT	1+2	
Pol.	Horizontal	Vertical
14.47G ~14.5G Avg	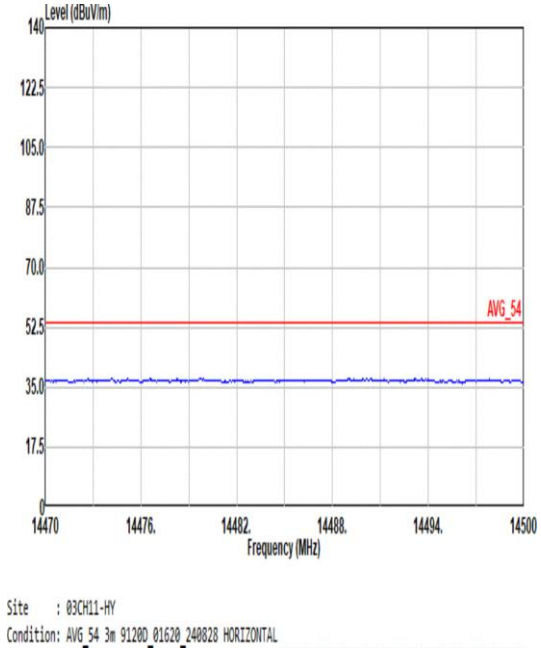	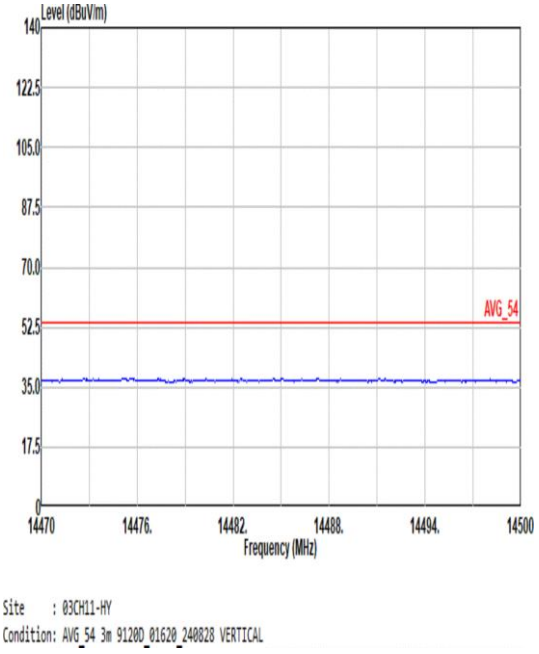
17.7G ~18G Avg	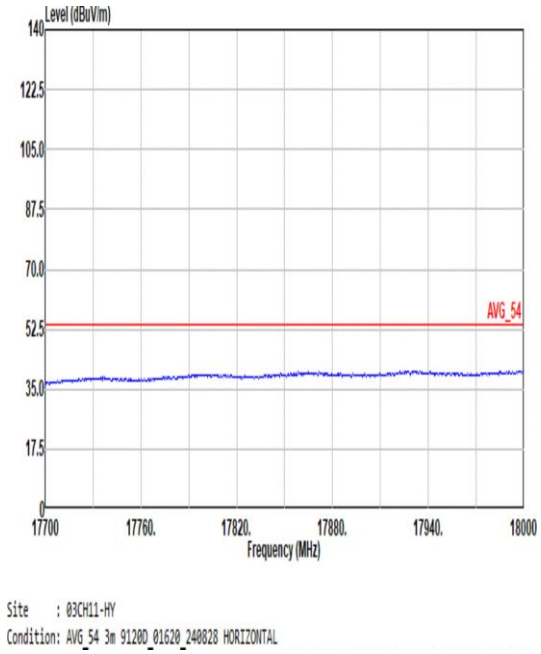	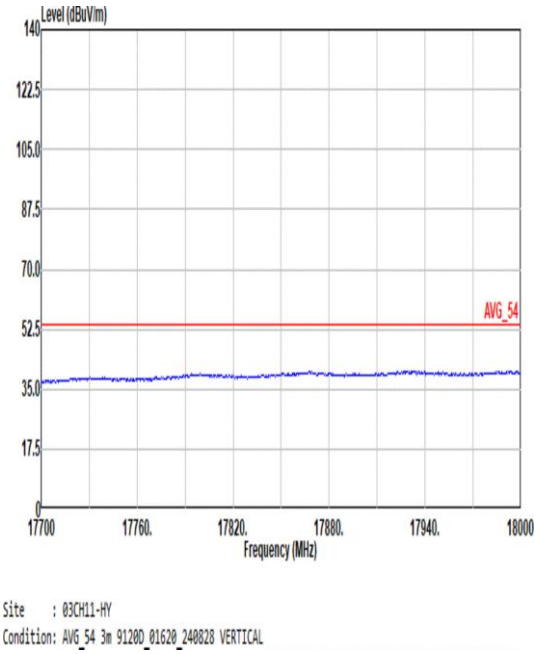

Mode	18	
	Band Edge - L	
	2400-2483.5_802.11b_CH6_2437MHz	
ANT	1+2	
Pol.	Horizontal	Fundamental
Peak	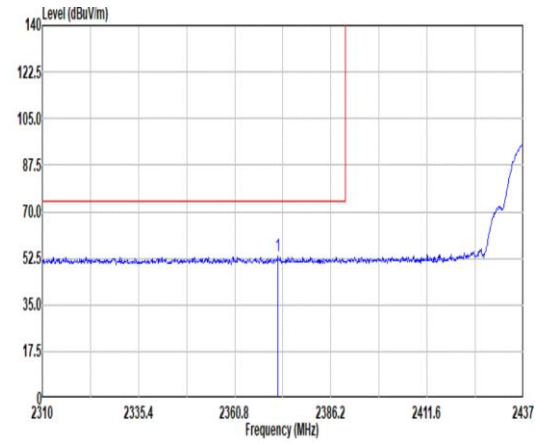 Site : 03CH11-HY Condition: PEAK_BE_74 3m 9120D_01620_240828 HORIZONTAL : RBW:1000.000kHz VBW:3000.000kHz SWT:Auto Limit Read Ant Cable Preamp Aux APos TPos Freq Level Line Margin Level Factor Loss Factor Factor Remark MHz dBuV/m dBuV/m dB dBuV dB/m dB dB dB cm deg 1 2372.23 53.20 74.00 -20.80 42.56 27.20 6.77 33.35 10.02 400 310 PEAK	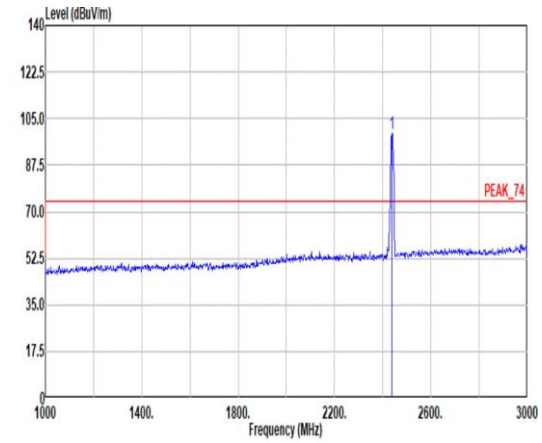 Site : 03CH11-HY Condition: PEAK_74 3m 9120D_01620_240828 HORIZONTAL : RBW:1000.000kHz VBW:3000.000kHz SWT:Auto Limit Read Ant Cable Preamp Aux APos TPos Freq Level Line Margin Level Factor Loss Factor Factor Remark MHz dBuV/m dBuV/m dB dBuV dB/m dB dB dB cm deg 1 2437.00 99.42 ------ ------ 88.25 27.60 6.85 33.31 10.03 400 310 PEAK
Avg	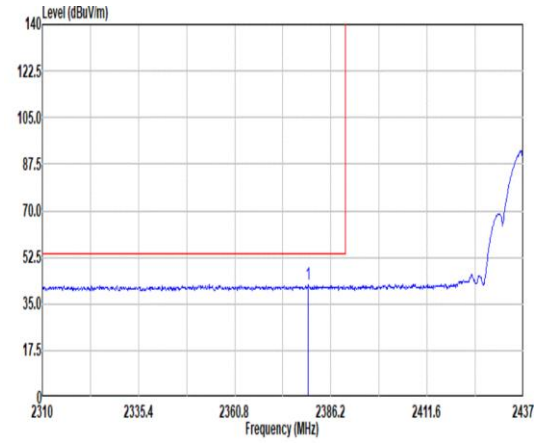 Site : 03CH11-HY Condition: AVG_BE_54 3m 9120D_01620_240828 HORIZONTAL : RBW:1000.000kHz VBW:3000.000kHz SWT:Auto Limit Read Ant Cable Preamp Aux APos TPos Freq Level Line Margin Level Factor Loss Factor Factor Remark MHz dBuV/m dBuV/m dB dBuV dB/m dB dB dB cm deg 1 2380.23 42.06 54.00 -11.94 31.39 27.20 6.78 33.34 10.03 400 310 AVERAGE	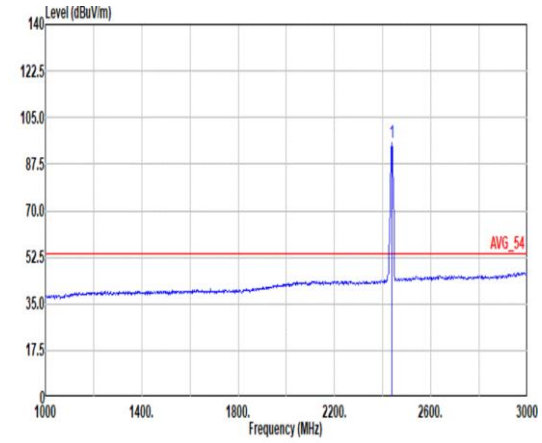 Site : 03CH11-HY Condition: AVG_54 3m 9120D_01620_240828 HORIZONTAL : RBW:1000.000kHz VBW:3000.000kHz SWT:Auto Limit Read Ant Cable Preamp Aux APos TPos Freq Level Line Margin Level Factor Loss Factor Factor Remark MHz dBuV/m dBuV/m dB dBuV dB/m dB dB dB cm deg 1 2437.00 95.72 ------ ------ 84.55 27.60 6.85 33.31 10.03 400 310 AVERAGE

Mode	18	
	Band Edge - R	
	2400-2483.5_802.11b_CH6_2437MHz	
ANT	1+2	
Pol.	Horizontal	Fundamental
Peak	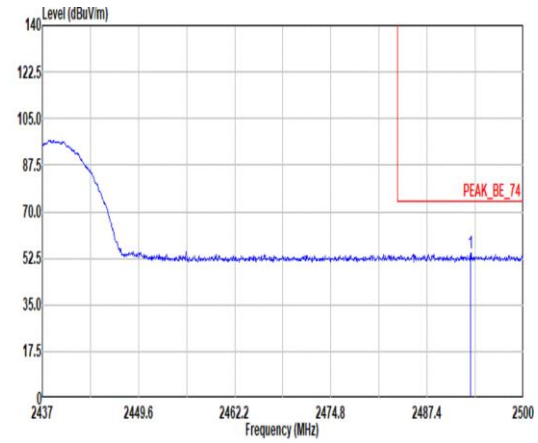 Site : 03CH11-HY Condition: PEAK_BE_74 3m 9120D_01620_240828 HORIZONTAL : RBW:1000.000kHz VBW:3000.000kHz SWT:Auto Freq Level Limit Line Margin Read Level Ant Factor Cable Loss Preamp Factor Aux Factor APos TPos Remark MHz dBuV/m dBuV/m dB dBuV dB/m dB dB dB cm deg 1 2493.07 54.31 74.00 -19.69 42.73 27.90 6.92 33.27 10.03 400 310 PEAK	Blank
Avg	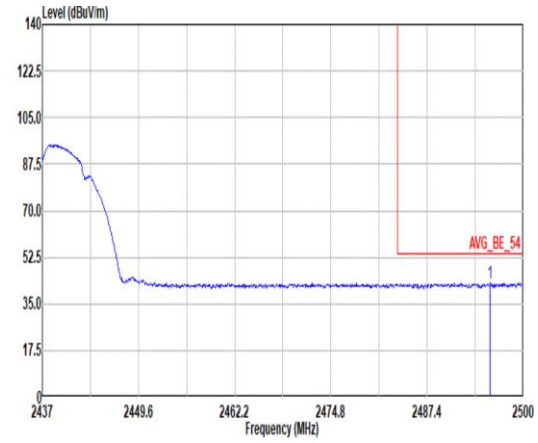 Site : 03CH11-HY Condition: AVG_BE_54 3m 9120D_01620_240828 HORIZONTAL : RBW:1000.000kHz VBW:3000.000kHz SWT:Auto Freq Level Limit Line Margin Read Level Ant Factor Cable Loss Preamp Factor Aux Factor APos TPos Remark MHz dBuV/m dBuV/m dB dBuV dB/m dB dB dB cm deg 1 2495.65 42.81 54.00 -11.19 31.22 27.90 6.93 33.27 10.03 400 310 AVERAGE	Blank

Mode	18	
	Band Edge - L	
	2400-2483.5_802.11b_CH6_2437MHz	
ANT	1+2	
Pol.	Vertical	Fundamental
Peak	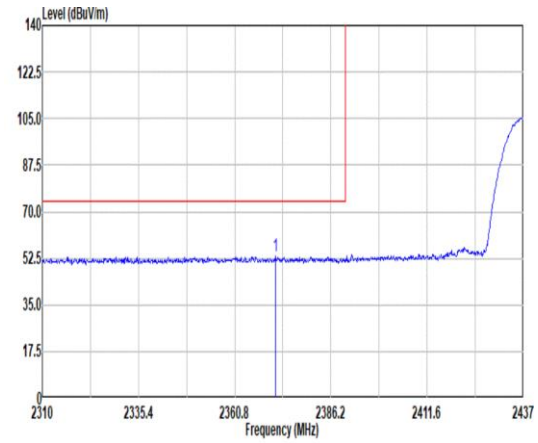 Site : 03CH11-HY Condition: PEAK_BE_74 3m 9120D_01620_240828 VERTICAL : RBW:1000.000kHz VBW:3000.000kHz SWT:Auto Limit Read Ant Cable Preamp Aux APos TPos Freq Level Line Margin Level Factor Loss Factor Factor Remark MHz dBuV/m dBuV/m dB dBuV dB/m dB dB dB cm deg 1 2371.47 53.21 74.00 -20.79 42.57 27.20 6.77 33.35 10.02 300 189 PEAK	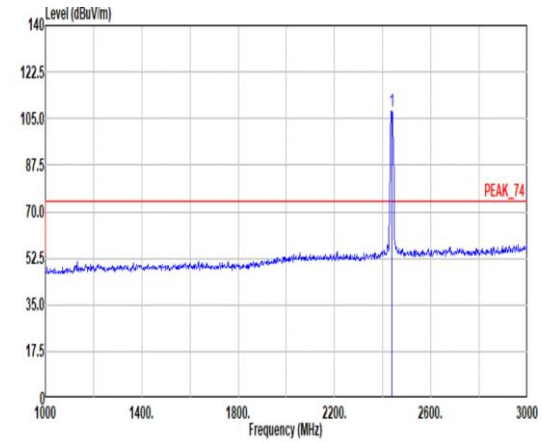 Site : 03CH11-HY Condition: PEAK_74 3m 9120D_01620_240828 VERTICAL : RBW:1000.000kHz VBW:3000.000kHz SWT:Auto Limit Read Ant Cable Preamp Aux APos TPos Freq Level Line Margin Level Factor Loss Factor Factor Remark MHz dBuV/m dBuV/m dB dBuV dB/m dB dB dB cm deg 1 2437.00 107.82 ------ ------ 96.65 27.60 6.85 33.31 10.03 300 189 PEAK
Avg	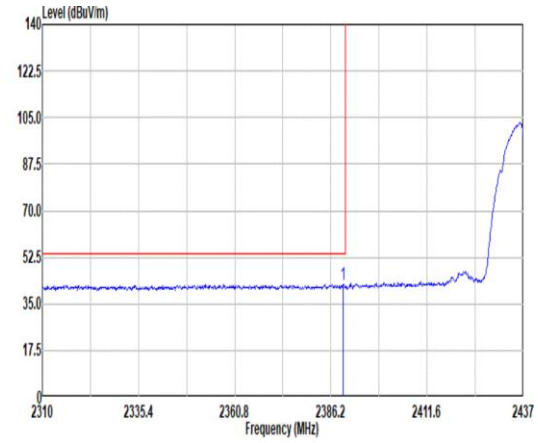 Site : 03CH11-HY Condition: AVG_BE_54 3m 9120D_01620_240828 VERTICAL : RBW:1000.000kHz VBW:3000.000kHz SWT:Auto Limit Read Ant Cable Preamp Aux APos TPos Freq Level Line Margin Level Factor Loss Factor Factor Remark MHz dBuV/m dBuV/m dB dBuV dB/m dB dB dB cm deg 1 2389.50 42.28 54.00 -11.72 31.51 27.30 6.78 33.34 10.03 300 189 AVERAGE	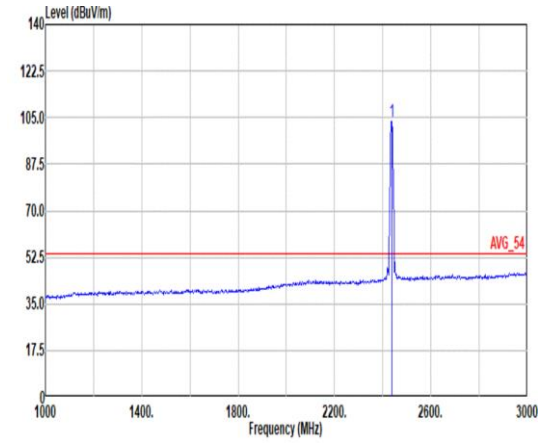 Site : 03CH11-HY Condition: AVG_54 3m 9120D_01620_240828 VERTICAL : RBW:1000.000kHz VBW:3000.000kHz SWT:Auto Limit Read Ant Cable Preamp Aux APos TPos Freq Level Line Margin Level Factor Loss Factor Factor Remark MHz dBuV/m dBuV/m dB dBuV dB/m dB dB dB cm deg 1 2437.00 103.68 ------ ------ 92.52 27.60 6.84 33.31 10.03 300 189 AVERAGE

Mode	18	
	Band Edge - R	
	2400-2483.5_802.11b_CH6_2437MHz	
ANT	1+2	
Pol.	Vertical	Fundamental
Peak	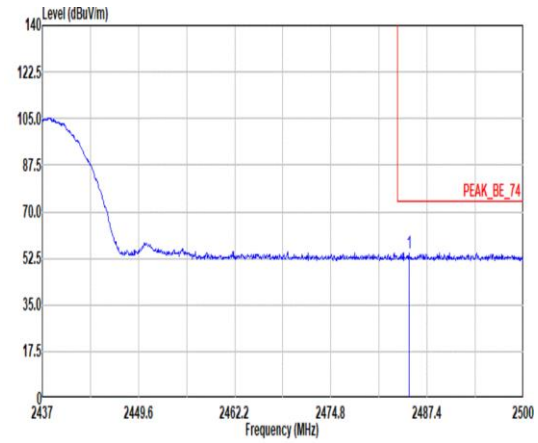 Site : 03CH11-HY Condition: PEAK_BE_74 3m 9120D_01620_240828 VERTICAL : RBW:1000.000kHz VBW:3000.000kHz SWT:Auto Limit Read Ant Cable Preamp Aux APos TPos Freq Level Line Margin Level Factor Loss Factor Factor Remark MHz dBuV/m dBuV/m dB dBuV dB/m dB dB dB cm deg 1 2485.01 54.27 74.00 -19.73 42.76 27.85 6.91 33.28 10.03 300 189 PEAK	Blank
Avg	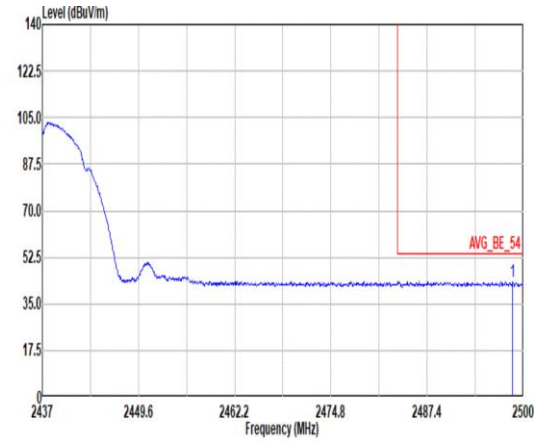 Site : 03CH11-HY Condition: AVG_BE_54 3m 9120D_01620_240828 VERTICAL : RBW:1000.000kHz VBW:3000.000kHz SWT:Auto Limit Read Ant Cable Preamp Aux APos TPos Freq Level Line Margin Level Factor Loss Factor Factor Remark MHz dBuV/m dBuV/m dB dBuV dB/m dB dB dB cm deg 1 2498.61 43.46 54.00 -10.54 31.87 27.90 6.93 33.27 10.03 300 189 AVERAGE	Blank

Mode	18	
	Harmonic	
	2400-2483.5_802.11b_CH6_2437MHz	
ANT	1+2	
Pol.	Horizontal	Vertical
Peak Avg	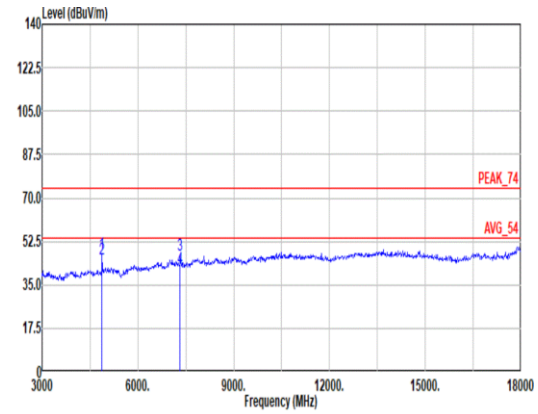 Site : 03CH11-HY Condition: PEAK_74 3m 9120D_01620_240828 HORIZONTAL Freq Level Limit Line Margin Read Level Ant Factor Cable Loss Preamp Factor Aux Factor APos TPos Remark MHz dBuV/m dBuV/m dB dBuV dB/m dB dB dB cm deg 1 4874.00 47.75 74.00 -26.25 61.65 32.70 11.45 58.58 0.53 400 117 PEAK 2 4874.00 45.29 54.00 -8.71 59.19 32.70 11.45 58.58 0.53 400 117 Average 3 7311.00 46.94 74.00 -27.06 54.25 36.78 14.58 58.99 0.32 350 114 PEAK 4 7311.00 41.94 54.00 -12.06 49.25 36.78 14.58 58.99 0.32 350 114 Average	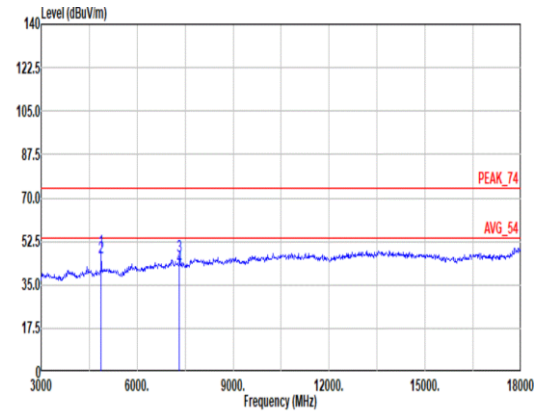 Site : 03CH11-HY Condition: PEAK_74 3m 9120D_01620_240828 VERTICAL Freq Level Limit Line Margin Read Level Ant Factor Cable Loss Preamp Factor Aux Factor APos TPos Remark MHz dBuV/m dBuV/m dB dBuV dB/m dB dB dB cm deg 1 4874.00 48.57 74.00 -25.43 62.47 32.70 11.45 58.58 0.53 300 138 PEAK 2 4874.00 45.93 54.00 -8.07 59.83 32.70 11.45 58.58 0.53 300 138 Average 3 7311.00 46.68 74.00 -27.32 53.99 36.78 14.58 58.99 0.32 300 171 PEAK 4 7311.00 42.43 54.00 -11.57 49.74 36.78 14.58 58.99 0.32 300 171 Average

Mode	18	
	Harmonic	
	2400-2483.5_802.11b_CH6_2437MHz	
ANT	1+2	
Pol.	Horizontal	Vertical
14.47G ~14.5G Avg	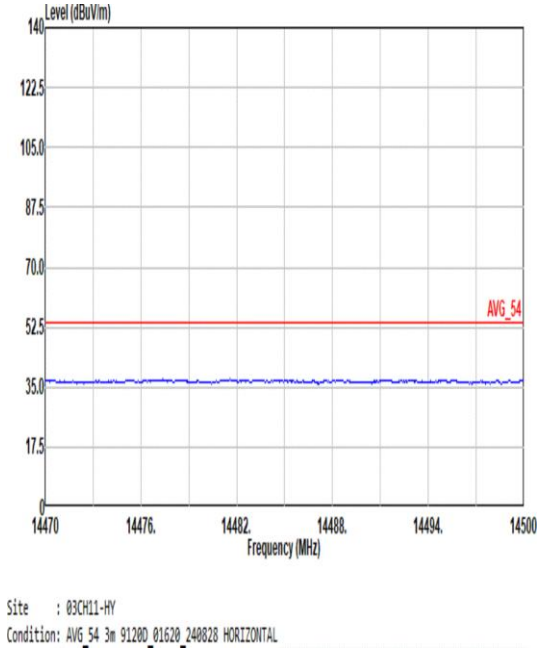	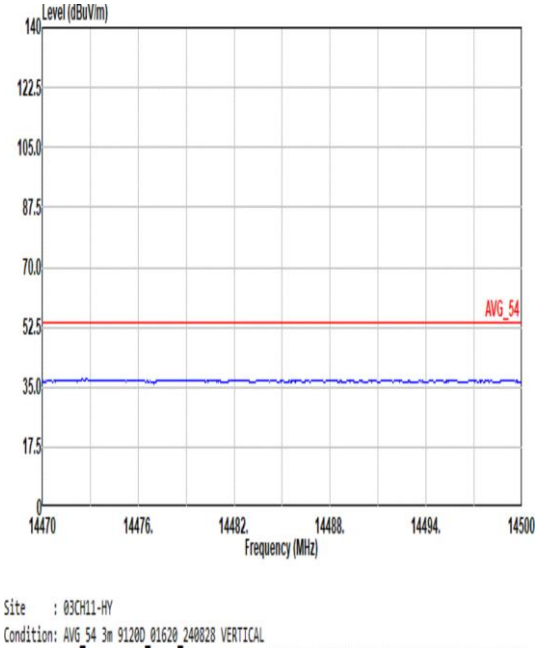
17.7G ~18G Avg	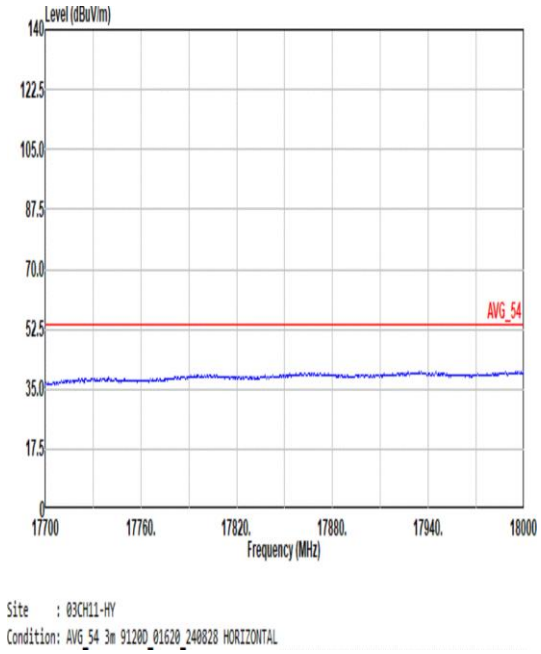	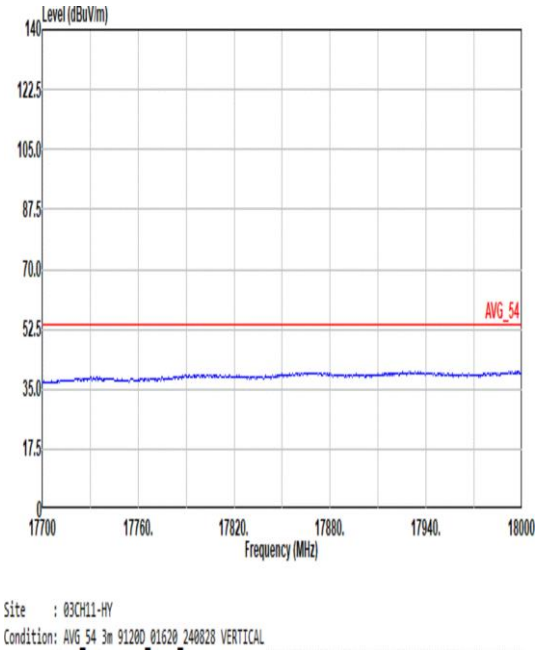

Mode	19	
	Band Edge	
	2400-2483.5_802.11b_CH11_2462MHz	
ANT	1+2	
Pol.	Horizontal	Fundamental
Peak	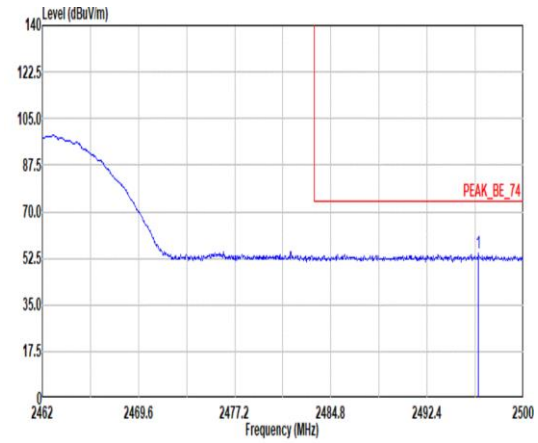 Site : 03CH11-HY Condition: PEAK_BE_74 3m 9120D_01620_240828 HORIZONTAL : RBW:1000.000kHz VBW:3000.000kHz SWT:Auto Freq Level Limit Line Margin Read Level Ant Factor Cable Loss Preamp Factor Aux Factor APos TPos Remark MHz dBuV/m dBuV/m dB dBuV dB/m dB dB dB cm deg 1 2496.47 54.27 74.00 -19.73 42.68 27.90 6.93 33.27 10.03 373 123 PEAK	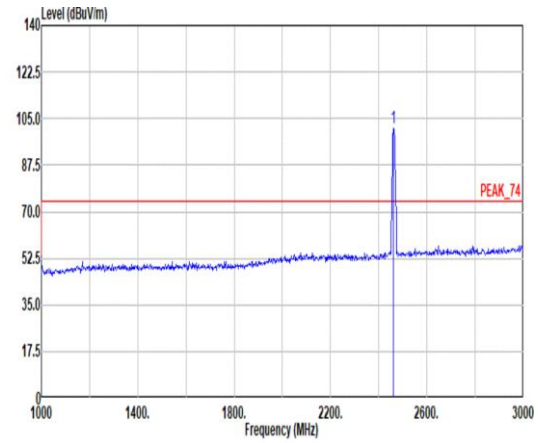 Site : 03CH11-HY Condition: PEAK_74 3m 9120D_01620_240828 HORIZONTAL : RBW:1000.000kHz VBW:3000.000kHz SWT:Auto Freq Level Limit Line Margin Read Level Ant Factor Cable Loss Preamp Factor Aux Factor APos TPos Remark MHz dBuV/m dBuV/m dB dBuV dB/m dB dB dB cm deg 1 2462.00 101.56 ------ ------ 90.32 27.62 6.88 33.29 10.03 373 123 PEAK
Avg	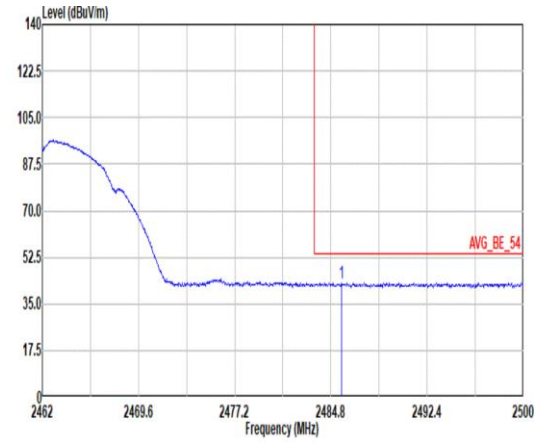 Site : 03CH11-HY Condition: AVG_BE_54 3m 9120D_01620_240828 HORIZONTAL : RBW:1000.000kHz VBW:3000.000kHz SWT:Auto Freq Level Limit Line Margin Read Level Ant Factor Cable Loss Preamp Factor Aux Factor APos TPos Remark MHz dBuV/m dBuV/m dB dBuV dB/m dB dB dB cm deg 1 2485.64 42.89 54.00 -11.11 31.37 27.86 6.91 33.28 10.03 373 123 AVERAGE	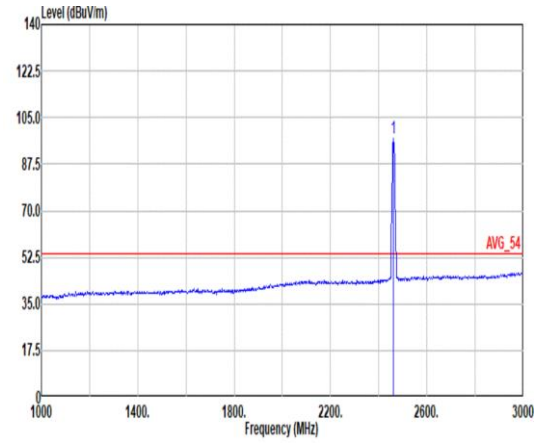 Site : 03CH11-HY Condition: AVG_54 3m 9120D_01620_240828 HORIZONTAL : RBW:1000.000kHz VBW:3000.000kHz SWT:Auto Freq Level Limit Line Margin Read Level Ant Factor Cable Loss Preamp Factor Aux Factor APos TPos Remark MHz dBuV/m dBuV/m dB dBuV dB/m dB dB dB cm deg 1 2462.00 97.45 ------ ------ 86.23 27.60 6.88 33.29 10.03 373 123 AVERAGE

Mode	19	
	Band Edge	
	2400-2483.5_802.11b_CH11_2462MHz	
ANT	1+2	
Pol.	Vertical	Fundamental
Peak	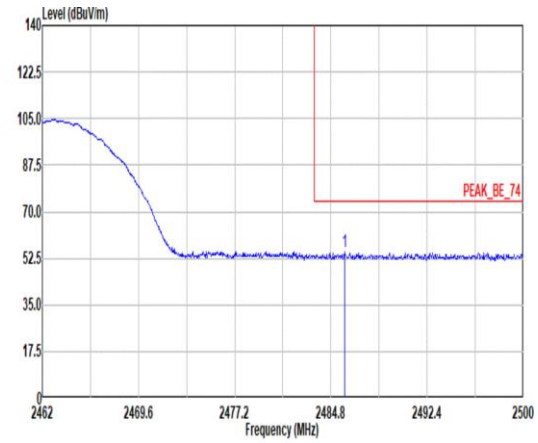 Site : 03CH11-HY Condition: PEAK_BE_74 3m 9120D_01620_240828 VERTICAL : RBW:1000.000kHz VBW:3000.000kHz SWT:Auto Freq Level Limit Line Margin Read Level Ant Factor Cable Loss Preamp Factor Aux Factor APos TPos Remark MHz dBuV/m dBuV/m dB dBuV dB/m dB dB dB cm deg 1 2485.86 55.15 74.00 -18.85 43.63 27.86 6.91 33.28 10.03 248 152 PEAK	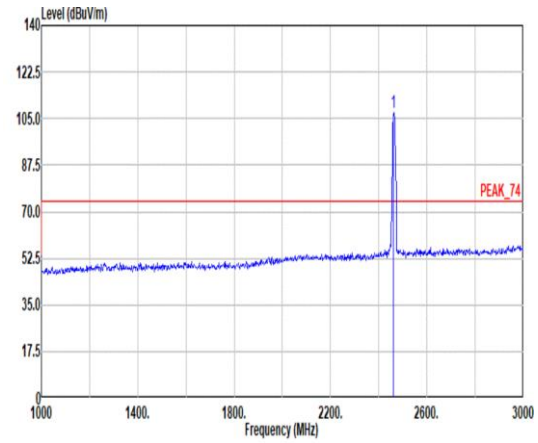 Site : 03CH11-HY Condition: PEAK_74 3m 9120D_01620_240828 VERTICAL : RBW:1000.000kHz VBW:3000.000kHz SWT:Auto Freq Level Limit Line Margin Read Level Ant Factor Cable Loss Preamp Factor Aux Factor APos TPos Remark MHz dBuV/m dBuV/m dB dBuV dB/m dB dB dB cm deg 1 2462.00 107.27 ------ ------ 96.01 27.64 6.88 33.29 10.03 248 152 PEAK
Avg	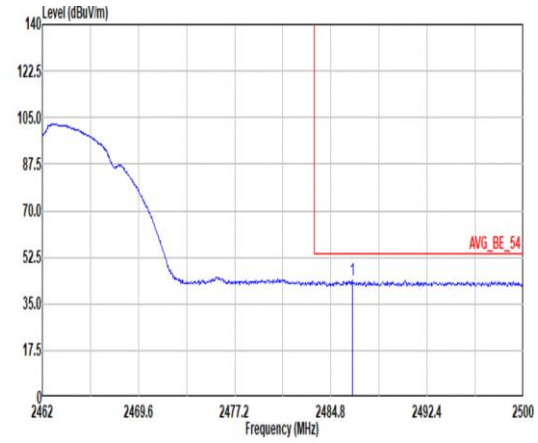 Site : 03CH11-HY Condition: AVG_BE_54 3m 9120D_01620_240828 VERTICAL : RBW:1000.000kHz VBW:3000.000kHz SWT:Auto Freq Level Limit Line Margin Read Level Ant Factor Cable Loss Preamp Factor Aux Factor APos TPos Remark MHz dBuV/m dBuV/m dB dBuV dB/m dB dB dB cm deg 1 2486.47 43.75 54.00 -10.25 32.22 27.86 6.92 33.28 10.03 248 152 AVERAGE	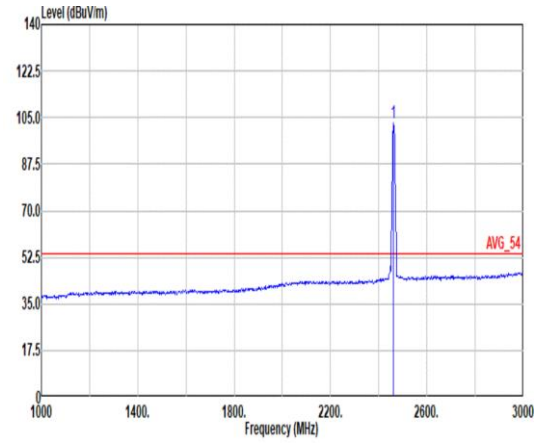 Site : 03CH11-HY Condition: AVG_54 3m 9120D_01620_240828 VERTICAL : RBW:1000.000kHz VBW:3000.000kHz SWT:Auto Freq Level Limit Line Margin Read Level Ant Factor Cable Loss Preamp Factor Aux Factor APos TPos Remark MHz dBuV/m dBuV/m dB dBuV dB/m dB dB dB cm deg 1 2462.00 103.13 ------ ------ 91.89 27.62 6.88 33.29 10.03 248 152 AVERAGE

Mode	19	
	Harmonic	
	2400-2483.5_802.11b_CH11_2462MHz	
ANT	1+2	
Pol.	Horizontal	Vertical
Peak Avg	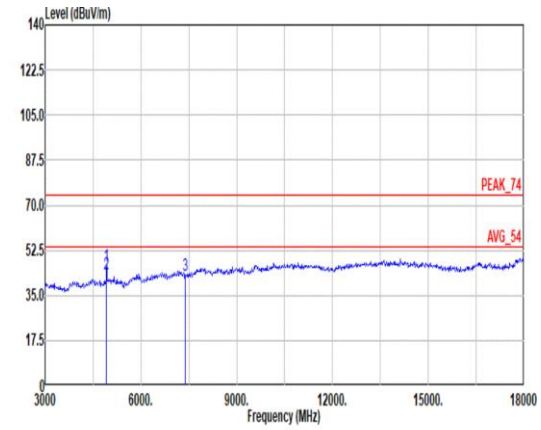 Site : 03CH11-HY Condition: PEAK_74 3m 9120D_01620_240828 HORIZONTAL Freq Level Limit Line Margin Read Level Ant Factor Cable Loss Preamp Factor Aux Factor APos TPos Remark MHz dBuV/m dBuV/m dB dBuV dB/m dB dB dB cm deg 1 4924.00 46.53 74.00 -27.47 60.16 32.90 11.53 58.62 0.56 400 116 PEAK 2 4924.00 43.15 54.00 -10.85 56.78 32.90 11.53 58.62 0.56 400 116 Average 3 7386.00 42.88 74.00 -31.12 50.44 36.48 14.61 58.94 0.29 -- -- PEAK	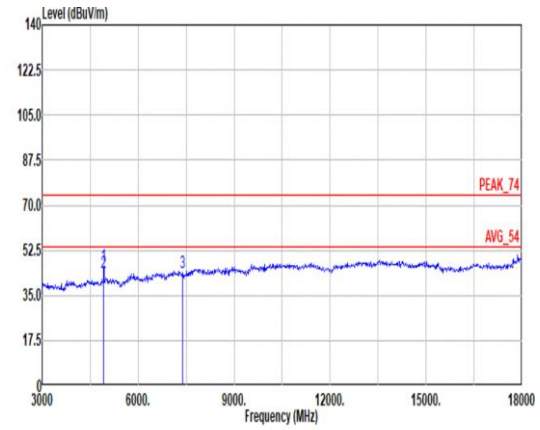 Site : 03CH11-HY Condition: PEAK_74 3m 9120D_01620_240828 VERTICAL Freq Level Limit Line Margin Read Level Ant Factor Cable Loss Preamp Factor Aux Factor APos TPos Remark MHz dBuV/m dBuV/m dB dBuV dB/m dB dB dB cm deg 1 4924.00 46.34 74.00 -27.66 59.97 32.90 11.53 58.62 0.56 300 132 PEAK 2 4924.00 43.63 54.00 -10.37 57.26 32.90 11.53 58.62 0.56 300 132 Average 3 7386.00 43.74 74.00 -30.26 51.30 36.48 14.61 58.94 0.29 -- -- PEAK

Mode	19	
	Harmonic	
	2400-2483.5_802.11b_CH11_2462MHz	
ANT	1+2	
Pol.	Horizontal	Vertical
14.47G ~14.5G Avg	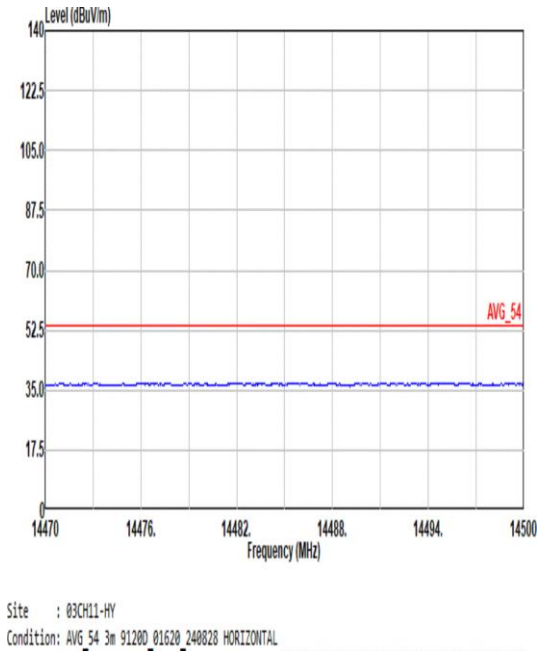	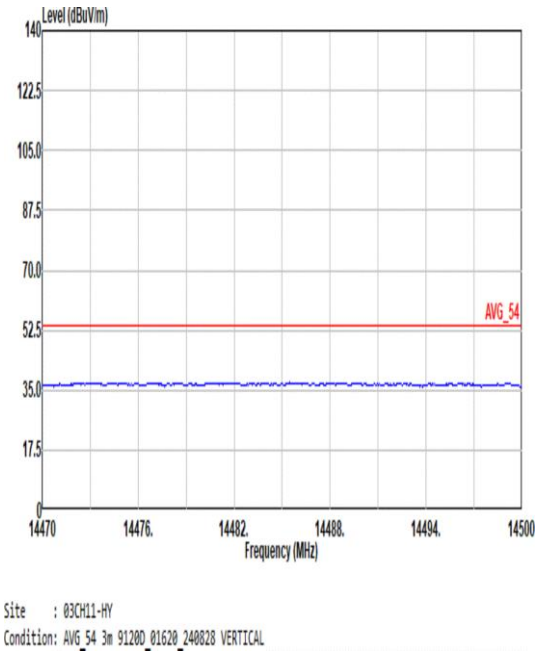
17.7G ~18G Avg	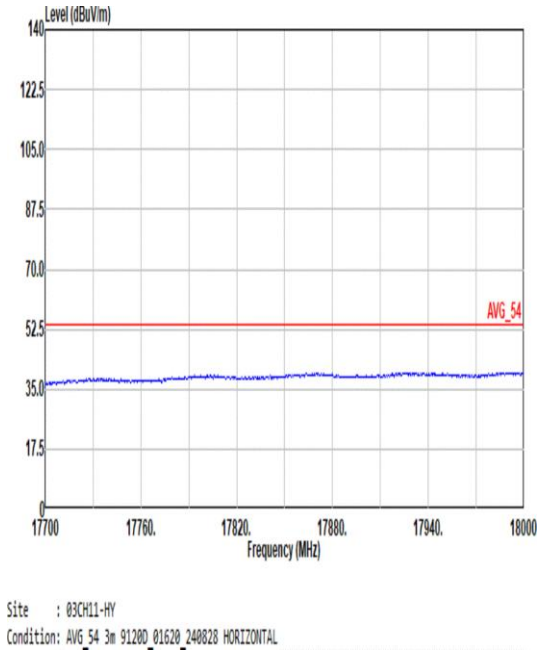	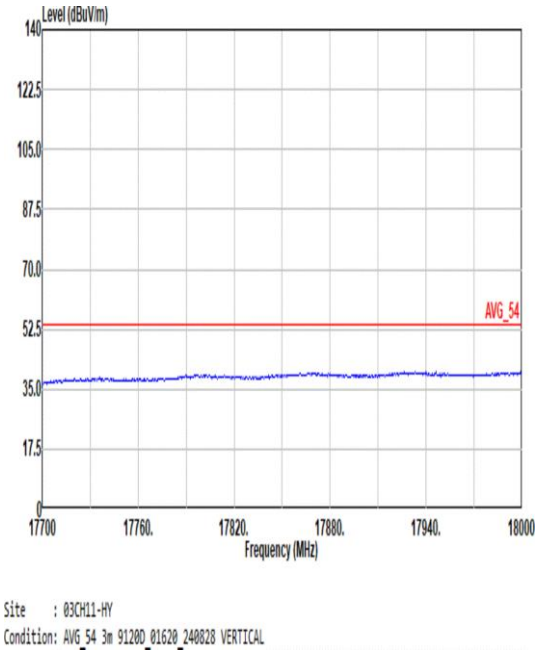

Mode	20	
	Band Edge	
	2400-2483.5_802.11b_CH12_2467MHz	
ANT	1+2	
Pol.	Horizontal	Fundamental
Peak	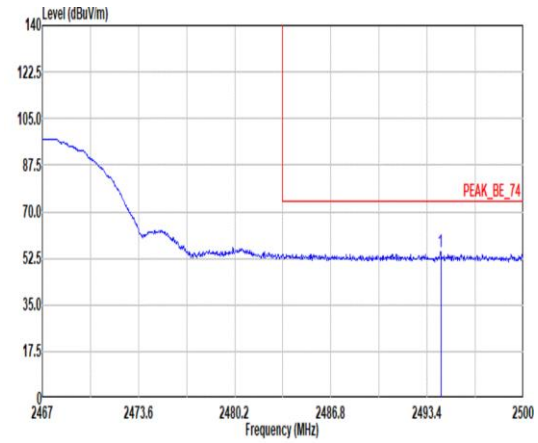 Site : 03CH11-HY Condition: PEAK_BE_74 3m 9120D_01620_240828 HORIZONTAL : RBW:1000.000kHz VBW:3000.000kHz SWT:Auto Freq Level Limit Line Margin Read Level Ant Factor Cable Loss Preamp Factor Aux Factor APos TPos Remark MHz dBuV/m dBuV/m dB dBuV dB/m dB dB dB cm deg 1 2494.32 54.80 74.00 -19.20 43.21 27.90 6.93 33.27 10.03 400 315 PEAK	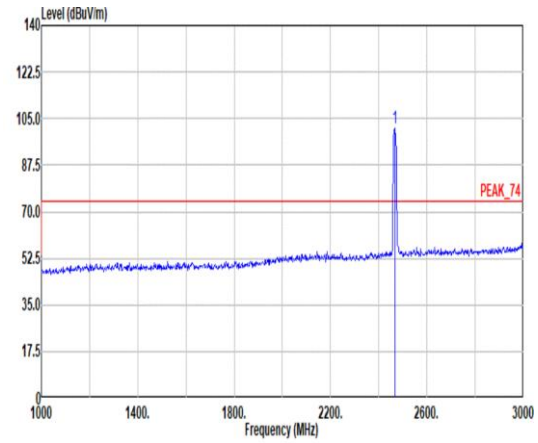 Site : 03CH11-HY Condition: PEAK_74 3m 9120D_01620_240828 HORIZONTAL : RBW:1000.000kHz VBW:3000.000kHz SWT:Auto Freq Level Limit Line Margin Read Level Ant Factor Cable Loss Preamp Factor Aux Factor APos TPos Remark MHz dBuV/m dBuV/m dB dBuV dB/m dB dB dB cm deg 1 2467.00 101.58 ------ ------ 90.29 27.66 6.89 33.29 10.03 400 315 PEAK
Avg	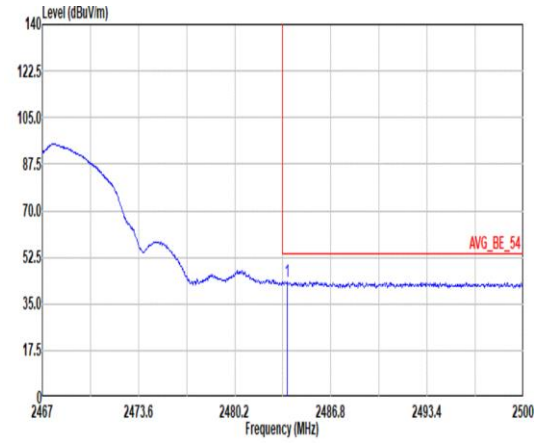 Site : 03CH11-HY Condition: AVG_BE_54 3m 9120D_01620_240828 HORIZONTAL : RBW:1000.000kHz VBW:3000.000kHz SWT:Auto Freq Level Limit Line Margin Read Level Ant Factor Cable Loss Preamp Factor Aux Factor APos TPos Remark MHz dBuV/m dBuV/m dB dBuV dB/m dB dB dB cm deg 1 2483.80 43.28 54.00 -10.72 31.78 27.84 6.91 33.28 10.03 400 315 AVERAGE	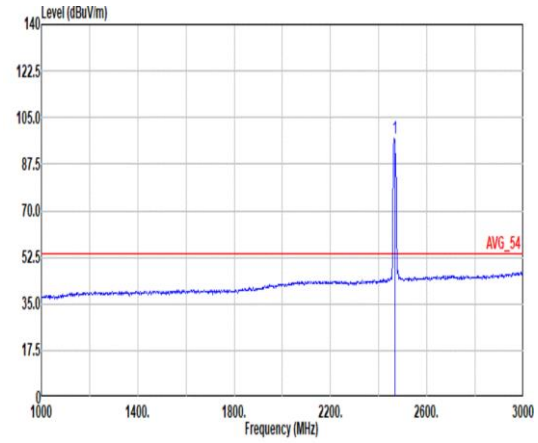 Site : 03CH11-HY Condition: AVG_54 3m 9120D_01620_240828 HORIZONTAL : RBW:1000.000kHz VBW:3000.000kHz SWT:Auto Freq Level Limit Line Margin Read Level Ant Factor Cable Loss Preamp Factor Aux Factor APos TPos Remark MHz dBuV/m dBuV/m dB dBuV dB/m dB dB dB cm deg 1 2467.00 97.13 ------ ------ 85.87 27.64 6.88 33.29 10.03 400 315 AVERAGE

Mode	20	
	Band Edge	
	2400-2483.5_802.11b_CH12_2467MHz	
ANT	1+2	
Pol.	Vertical	Fundamental
Peak	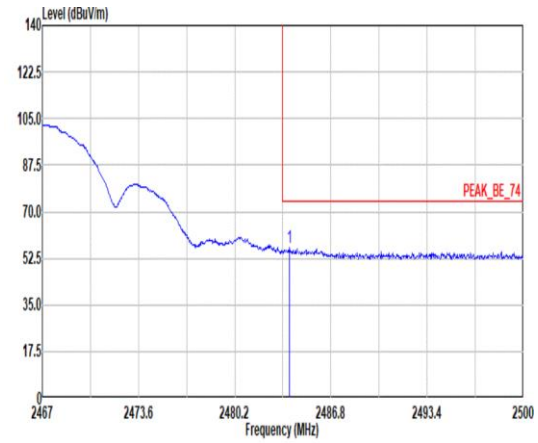 Site : 03CH11-HY Condition: PEAK_BE_74 3m 9120D_01620_240828 VERTICAL : RBW:1000.000kHz VBW:3000.000kHz SWT:Auto Freq Level Limit Line Margin Read Level Ant Factor Cable Loss Preamp Factor Aux Factor APos TPos Remark MHz dBuV/m dBuV/m dB dBuV dB/m dB dB dB cm deg 1 2483.93 56.32 74.00 -17.68 44.82 27.84 6.91 33.28 10.03 272 208 PEAK	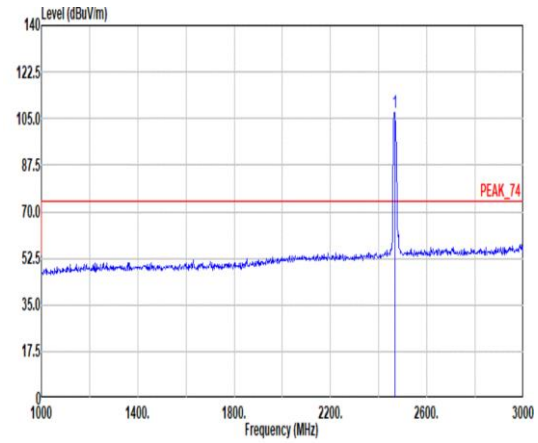 Site : 03CH11-HY Condition: PEAK_74 3m 9120D_01620_240828 VERTICAL : RBW:1000.000kHz VBW:3000.000kHz SWT:Auto Freq Level Limit Line Margin Read Level Ant Factor Cable Loss Preamp Factor Aux Factor APos TPos Remark MHz dBuV/m dBuV/m dB dBuV dB/m dB dB dB cm deg 1 2467.00 107.47 ------ ------ 96.18 27.66 6.89 33.29 10.03 272 208 PEAK
Avg	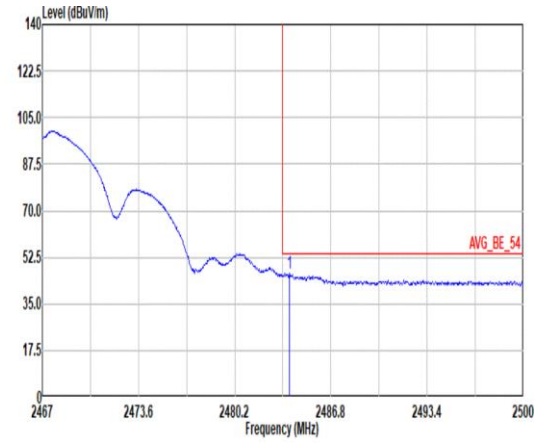 Site : 03CH11-HY Condition: AVG_BE_54 3m 9120D_01620_240828 VERTICAL : RBW:1000.000kHz VBW:3000.000kHz SWT:Auto Freq Level Limit Line Margin Read Level Ant Factor Cable Loss Preamp Factor Aux Factor APos TPos Remark MHz dBuV/m dBuV/m dB dBuV dB/m dB dB dB cm deg 1 2483.96 46.30 54.00 -7.70 34.80 27.84 6.91 33.28 10.03 272 208 AVERAGE	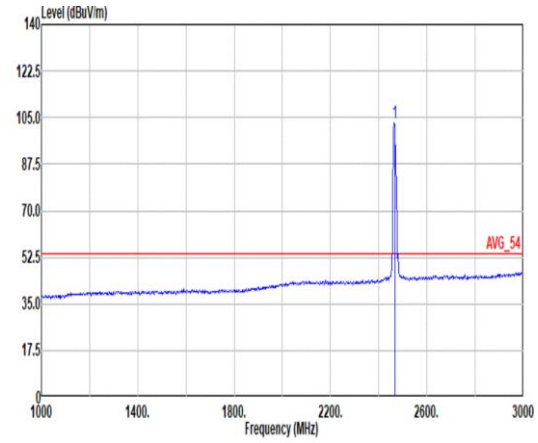 Site : 03CH11-HY Condition: AVG_54 3m 9120D_01620_240828 VERTICAL : RBW:1000.000kHz VBW:3000.000kHz SWT:Auto Freq Level Limit Line Margin Read Level Ant Factor Cable Loss Preamp Factor Aux Factor APos TPos Remark MHz dBuV/m dBuV/m dB dBuV dB/m dB dB dB cm deg 1 2467.00 103.26 ------ ------ 92.00 27.64 6.88 33.29 10.03 272 208 AVERAGE

Mode	20	
	Harmonic	
	2400-2483.5_802.11b_CH12_2467MHz	
ANT	1+2	
Pol.	Horizontal	Vertical
Peak Avg	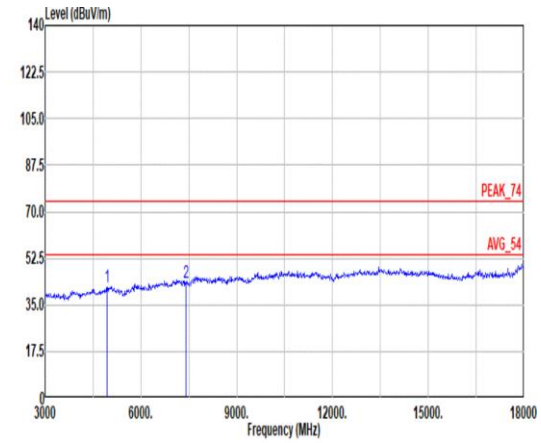 Site : 03CH11-HY Condition: PEAK_74 3m 9120D_01620_240828 HORIZONTAL Freq Level Limit Line Margin Read Level Ant Factor Cable Loss Preamp Factor Aux Factor APos TPos Remark MHz dBuV/m dBuV/m dB dBuV dB/m dB dB dB cm deg 1 4934.00 41.56 74.00 -32.44 55.13 32.94 11.55 58.62 0.56 -- -- PEAK 2 7401.00 43.17 74.00 -30.83 50.79 36.40 14.62 58.93 0.29 -- -- PEAK	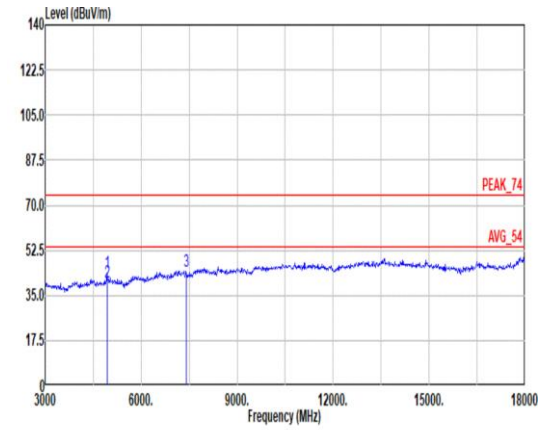 Site : 03CH11-HY Condition: PEAK_74 3m 9120D_01620_240828 VERTICAL Freq Level Limit Line Margin Read Level Ant Factor Cable Loss Preamp Factor Aux Factor APos TPos Remark MHz dBuV/m dBuV/m dB dBuV dB/m dB dB dB cm deg 1 4934.00 43.83 74.00 -30.17 57.40 32.94 11.55 58.62 0.56 300 129 PEAK 2 4934.00 40.21 54.00 -13.79 53.78 32.94 11.55 58.62 0.56 300 129 Average 3 7401.00 44.18 74.00 -29.82 51.80 36.40 14.62 58.93 0.29 -- -- PEAK

Mode	20	
	Harmonic	
	2400-2483.5_802.11b_CH12_2467MHz	
ANT	1+2	
Pol.	Horizontal	Vertical
14.47G ~14.5G Avg	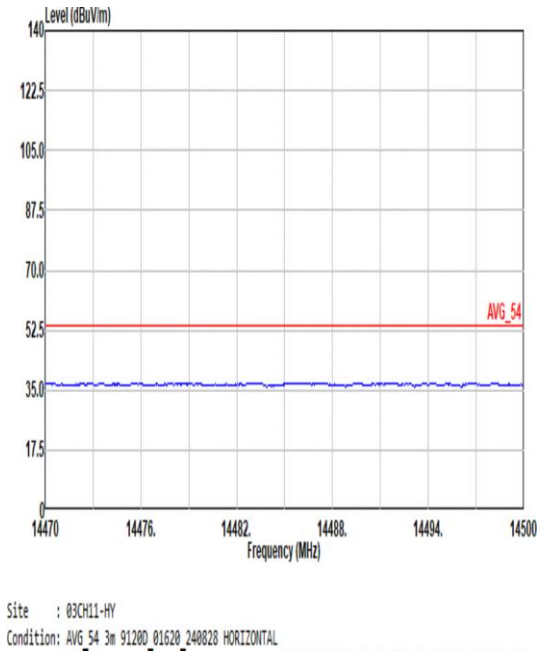	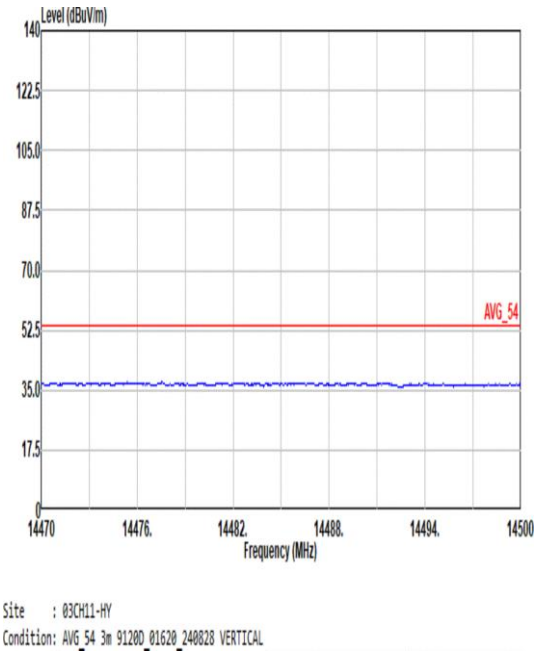
17.7G ~18G Avg	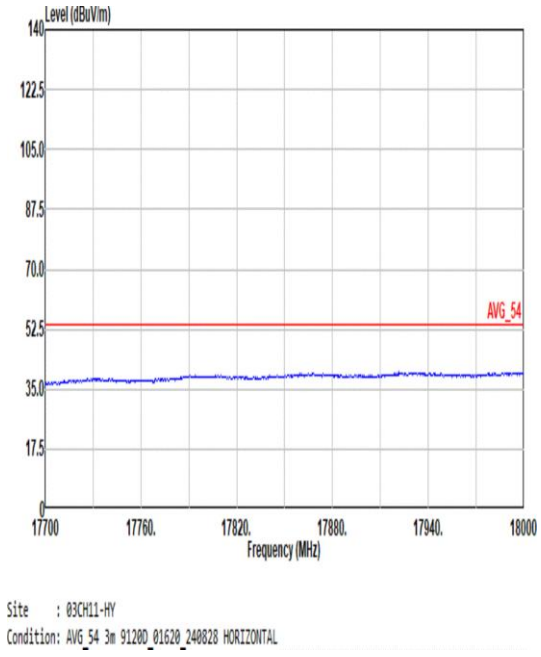	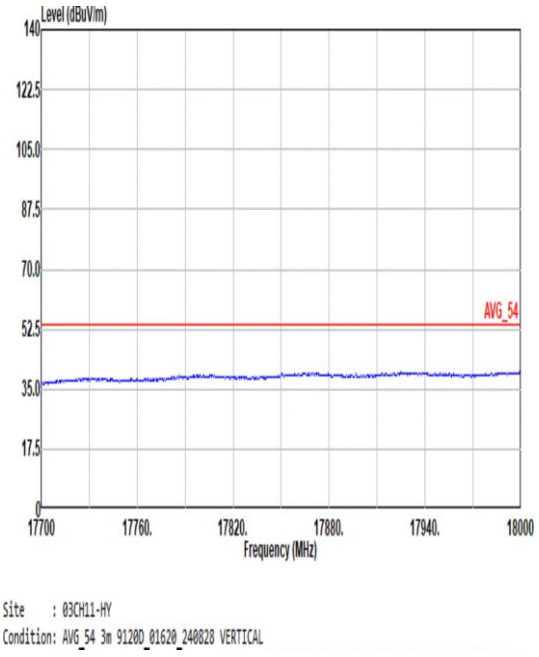

Mode	21	
	Band Edge	
	2400-2483.5_802.11b_CH13_2472MHz	
ANT	1+2	
Pol.	Horizontal	Fundamental
Peak	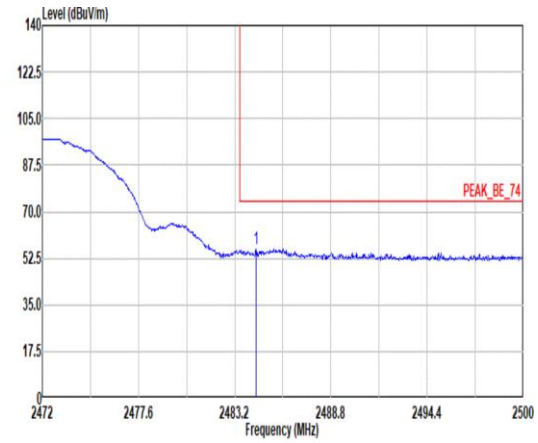 Site : 03CH11-HY Condition: PEAK_BE_74 3m 9120D_01620_240828 HORIZONTAL : RBW:1000.000kHz VBW:3000.000kHz SWT:Auto Freq Level Limit Line Margin Read Level Ant Factor Cable Loss Preamp Factor Aux Factor APos TPos Remark MHz dBuV/m dBuV/m dB dBuV dB/m dB dB dB cm deg 1 2484.46 56.21 74.00 -17.79 44.71 27.84 6.91 33.28 10.03 400 221 PEAK	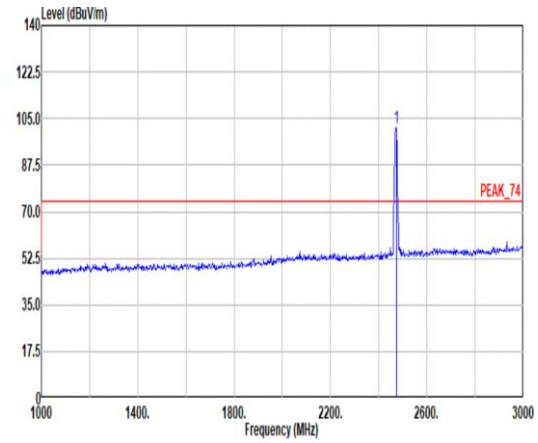 Site : 03CH11-HY Condition: PEAK_74 3m 9120D_01620_240828 HORIZONTAL : RBW:1000.000kHz VBW:3000.000kHz SWT:Auto Freq Level Limit Line Margin Read Level Ant Factor Cable Loss Preamp Factor Aux Factor APos TPos Remark MHz dBuV/m dBuV/m dB dBuV dB/m dB dB dB cm deg 1 2472.00 101.42 ------ ------ 90.07 27.72 6.89 33.29 10.03 400 221 PEAK
Avg	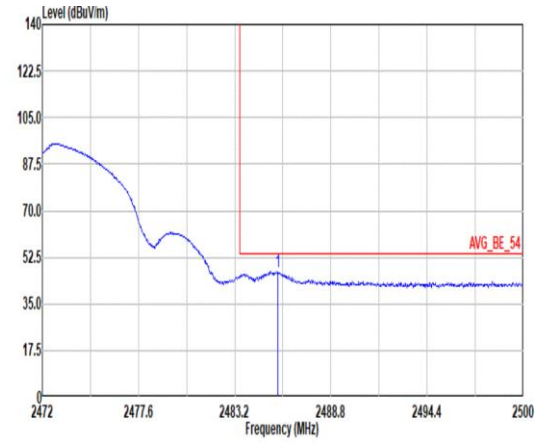 Site : 03CH11-HY Condition: AVG_BE_54 3m 9120D_01620_240828 HORIZONTAL : RBW:1000.000kHz VBW:3000.000kHz SWT:Auto Freq Level Limit Line Margin Read Level Ant Factor Cable Loss Preamp Factor Aux Factor APos TPos Remark MHz dBuV/m dBuV/m dB dBuV dB/m dB dB dB cm deg 1 2485.72 47.12 54.00 -6.88 35.60 27.86 6.91 33.28 10.03 400 221 AVERAGE	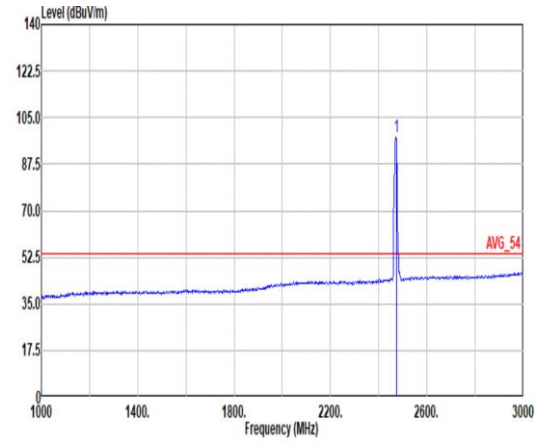 Site : 03CH11-HY Condition: AVG_54 3m 9120D_01620_240828 HORIZONTAL : RBW:1000.000kHz VBW:3000.000kHz SWT:Auto Freq Level Limit Line Margin Read Level Ant Factor Cable Loss Preamp Factor Aux Factor APos TPos Remark MHz dBuV/m dBuV/m dB dBuV dB/m dB dB dB cm deg 1 2472.00 97.54 ------ ------ 86.21 27.70 6.89 33.29 10.03 400 221 AVERAGE

Mode	21	
	Band Edge	
	2400-2483.5_802.11b_CH13_2472MHz	
ANT	1+2	
Pol.	Vertical	Fundamental
Peak	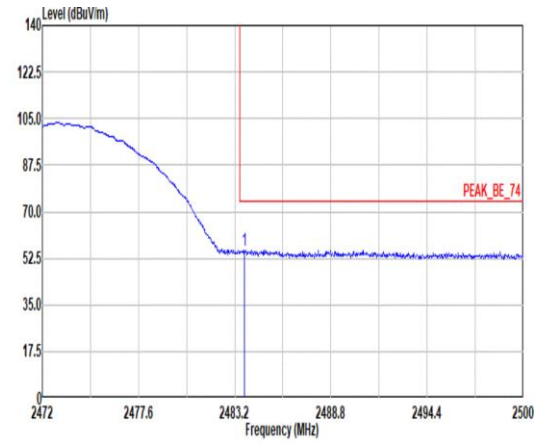 Site : 03CH11-HY Condition: PEAK_BE_74 3m 9120D_01620_240828 VERTICAL : RBW:1000.000kHz VBW:3000.000kHz SWT:Auto Freq Level Limit Line Margin Read Level Ant Factor Cable Loss Preamp Factor Aux Factor APos TPos Remark 1 2483.76 55.58 74.00 -18.42 44.08 27.84 6.91 33.28 10.03 300 156 PEAK	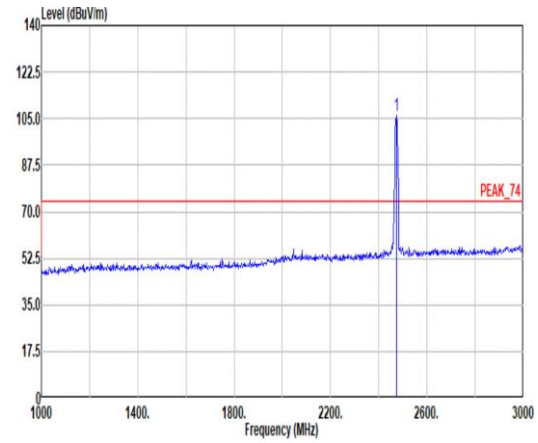 Site : 03CH11-HY Condition: PEAK_74 3m 9120D_01620_240828 VERTICAL : RBW:1000.000kHz VBW:3000.000kHz SWT:Auto Freq Level Limit Line Margin Read Level Ant Factor Cable Loss Preamp Factor Aux Factor APos TPos Remark 1 2472.00 106.03 ------ ------ 94.65 27.74 6.90 33.29 10.03 300 156 PEAK
Avg	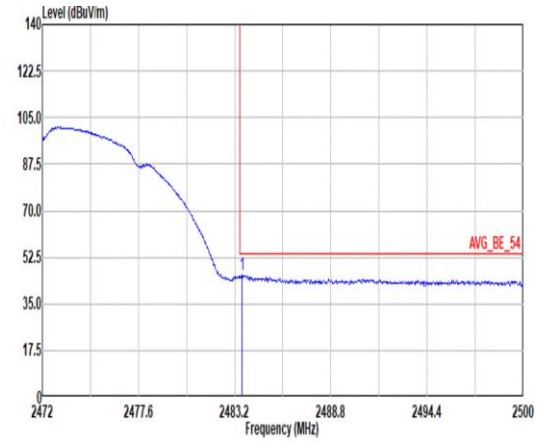 Site : 03CH11-HY Condition: AVG_BE_54 3m 9120D_01620_240828 VERTICAL : RBW:1000.000kHz VBW:3000.000kHz SWT:Auto Freq Level Limit Line Margin Read Level Ant Factor Cable Loss Preamp Factor Aux Factor APos TPos Remark 1 2483.62 45.98 54.00 -8.02 34.48 27.84 6.91 33.28 10.03 300 156 AVERAGE	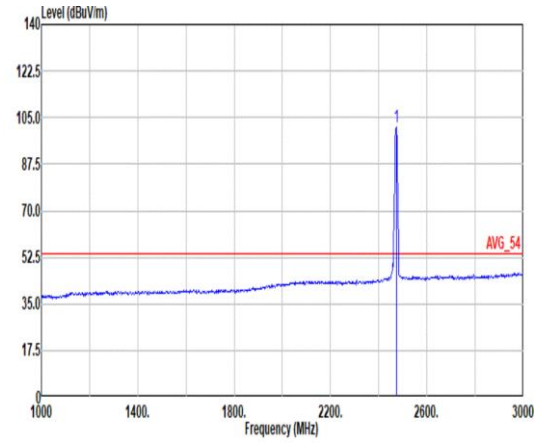 Site : 03CH11-HY Condition: AVG_54 3m 9120D_01620_240828 VERTICAL : RBW:1000.000kHz VBW:3000.000kHz SWT:Auto Freq Level Limit Line Margin Read Level Ant Factor Cable Loss Preamp Factor Aux Factor APos TPos Remark 1 2472.00 101.62 ------ ------ 90.27 27.72 6.89 33.29 10.03 300 156 AVERAGE

Mode	21	
	Harmonic	
	2400-2483.5_802.11b_CH13_2472MHz	
ANT	1+2	
Pol.	Horizontal	Vertical
Peak Avg	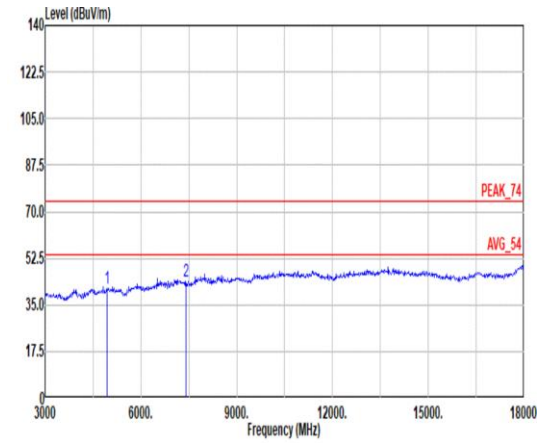 Site : 03CH11-HY Condition: PEAK_74 3m 9120D_01620_240828 HORIZONTAL Freq Level Limit Line Margin Read Level Ant Factor Cable Loss Preamp Factor Aux Factor APos TPos Remark MHz dBuV/m dBuV/m dB dBuV dB/m dB dB dB cm deg 1 4944.00 41.00 74.00 -33.00 54.53 32.98 11.56 58.63 0.56 -- -- PEAK 2 7416.00 43.80 74.00 -30.20 51.42 36.34 14.66 58.92 0.30 -- -- PEAK	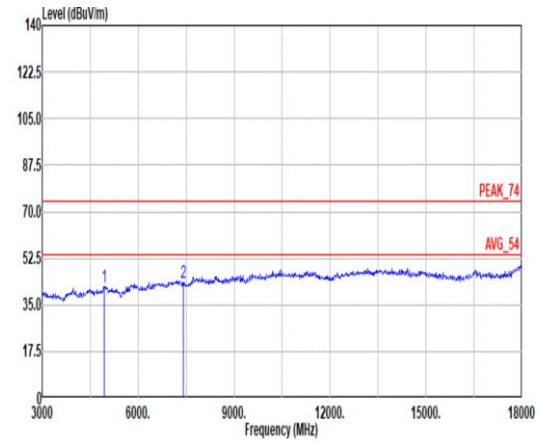 Site : 03CH11-HY Condition: PEAK_74 3m 9120D_01620_240828 VERTICAL Freq Level Limit Line Margin Read Level Ant Factor Cable Loss Preamp Factor Aux Factor APos TPos Remark MHz dBuV/m dBuV/m dB dBuV dB/m dB dB dB cm deg 1 4944.00 41.80 74.00 -32.20 55.33 32.98 11.56 58.63 0.56 -- -- PEAK 2 7416.00 43.56 74.00 -30.44 51.18 36.34 14.66 58.92 0.30 -- -- PEAK

Mode	21	
	Harmonic	
	2400-2483.5_802.11b_CH13_2472MHz	
ANT	1+2	
Pol.	Horizontal	Vertical
14.47G ~14.5G Avg	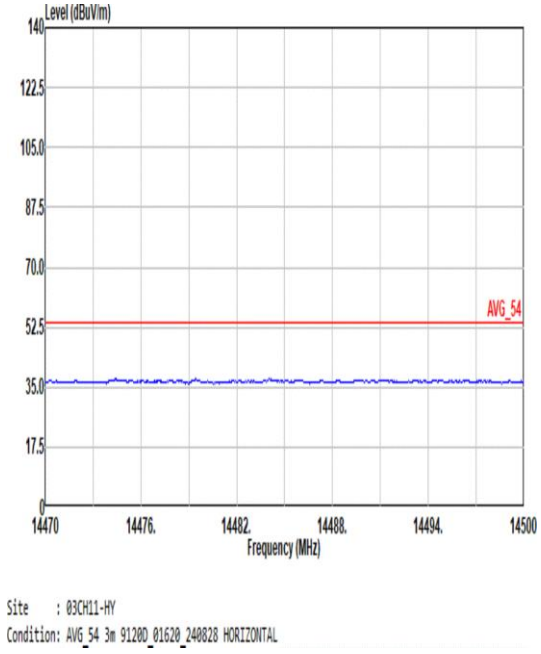	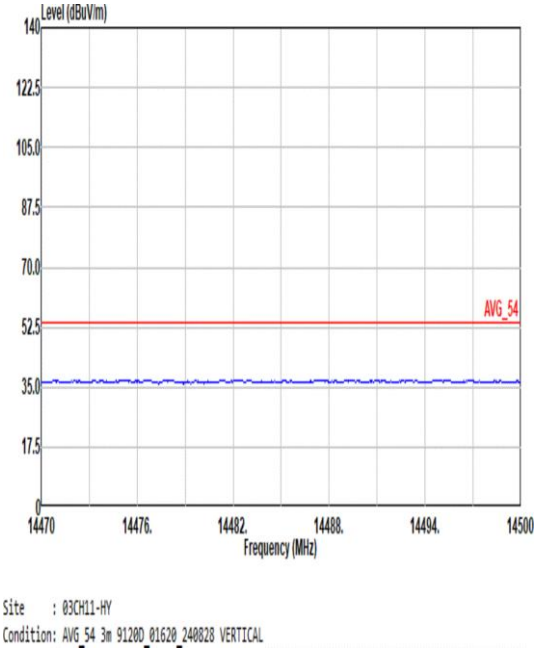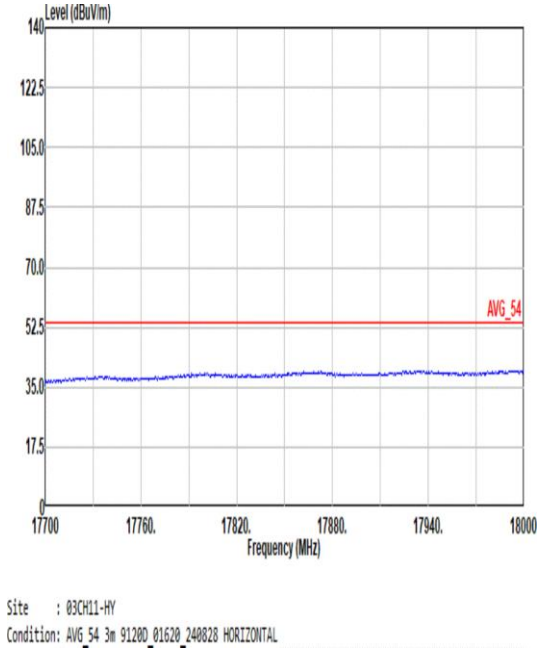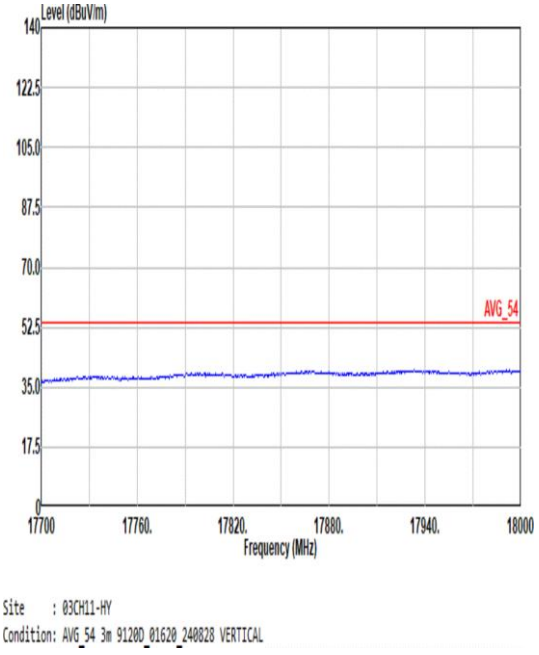
17.7G ~18G Avg