



Test Setup Photos




Radiated Spurious Emissions <1GHz (25dBi Ant) – Front View




Radiated Spurious Emissions <1GHz (25dBi Ant) – Rear View




Radiated Spurious Emissions 1-18GHz (25dBi Ant) – Front View




Radiated Spurious Emissions 1-18GHz (25dBi Ant) – Rear View




Radiated Spurious Emissions 18-40GHz (25dBi Ant) – Front View




Radiated Spurious Emissions 18-40GHz (25dBi Ant) – Rear View




Radiated Spurious Emissions <1GHz (0dBi Ant) – Front View




Radiated Spurious Emissions <1GHz (0dBi Ant) – Rear View



Radiated Spurious Emissions 1-18GHz (0dBi Ant) – Front View



Radiated Spurious Emissions 1-18GHz (0dBi Ant) – Rear View



Radiated Spurious Emissions 18-40GHz (0dBi Ant) – Front View



Radiated Spurious Emissions 18-40GHz (0dBi Ant) – Rear View