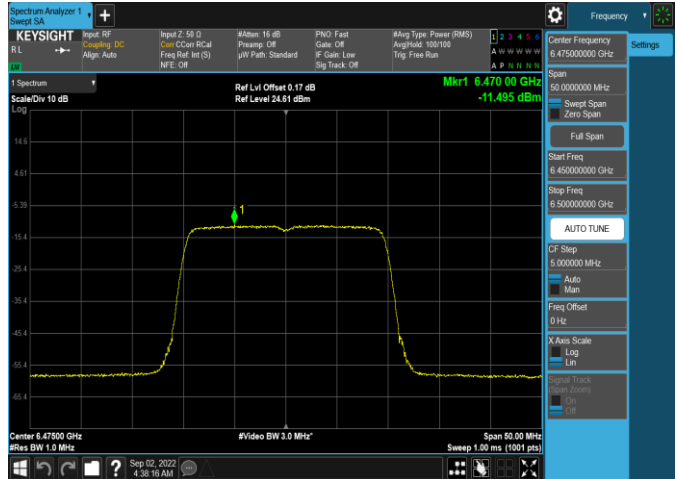
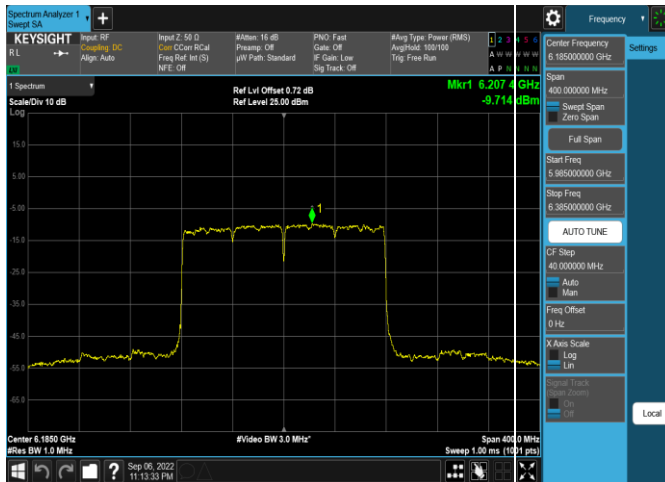


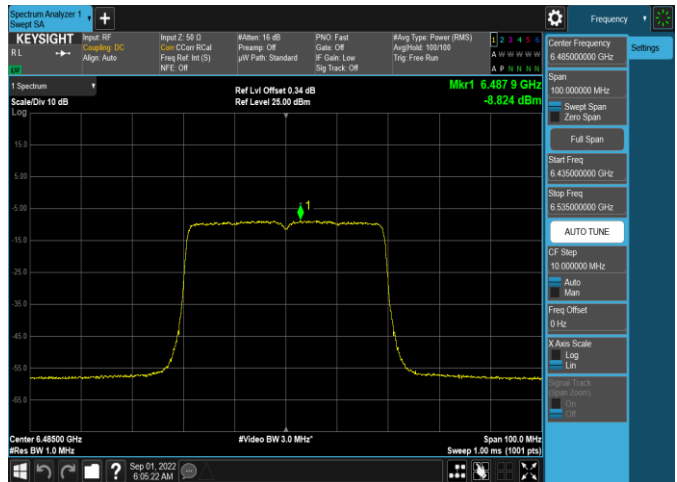
Plot 7-255. Power Spectral Density Plot SDM Antenna 5b (160MHz 802.11ax (UNII Band 5) – Ch. 47, MCS2)



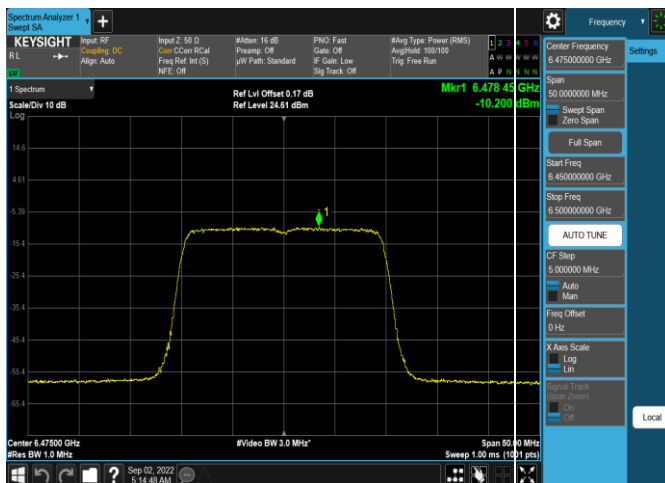
Plot 7-258. Power Spectral Density Plot SDM Antenna 4a (20MHz 802.11ax (UNII Band 6) – Ch. 105, MCS2)



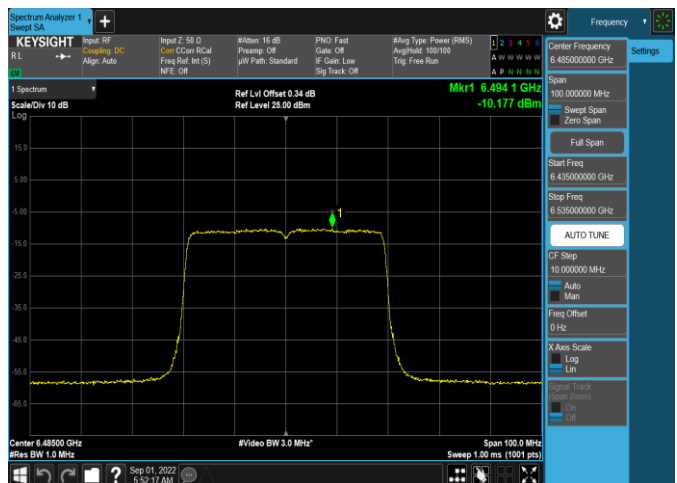
Plot 7-256. Power Spectral Density Plot SDM Antenna 4a (160MHz 802.11ax (UNII Band 5) – Ch. 47, MCS2)



Plot 7-259. Power Spectral Density Plot SDM Antenna 5b (40MHz 802.11ax (UNII Band 6) – Ch. 107, MCS2)



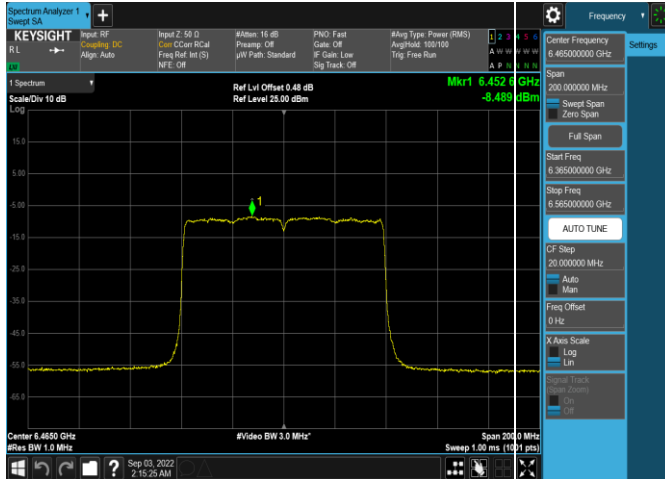
Plot 7-257. Power Spectral Density Plot SDM Antenna 5b (20MHz 802.11ax (UNII Band 6) – Ch. 105, MCS2)



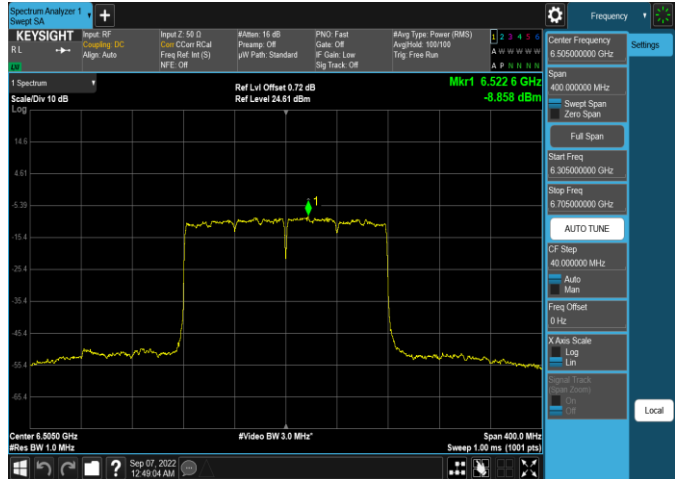
Plot 7-260. Power Spectral Density Plot SDM Antenna 4a (40MHz 802.11ax (UNII Band 6) – Ch. 107, MCS2)

FCC ID: BCGA2764 IC: 579C-A2764	element	MEASUREMENT REPORT (CERTIFICATION)	Approved by: Technical Manager
Test Report S/N: 1C2205090028-21-R2.BCG	Test Dates: 5/30/2022 - 9/16/2022	EUT Type: Tablet Device	Page 99 of 282

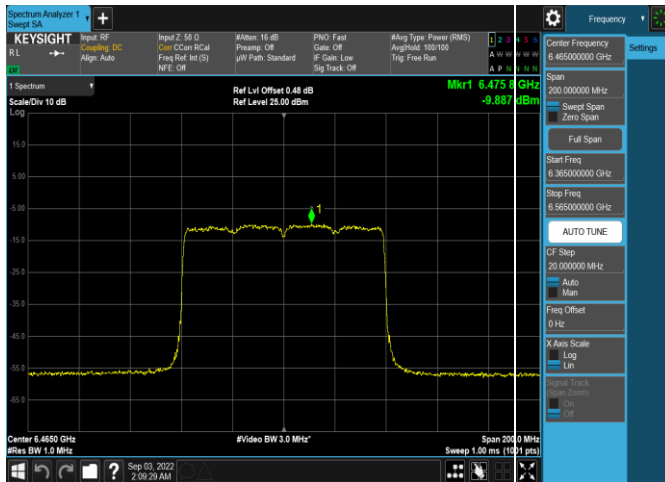
V 10.5 12/15/2021



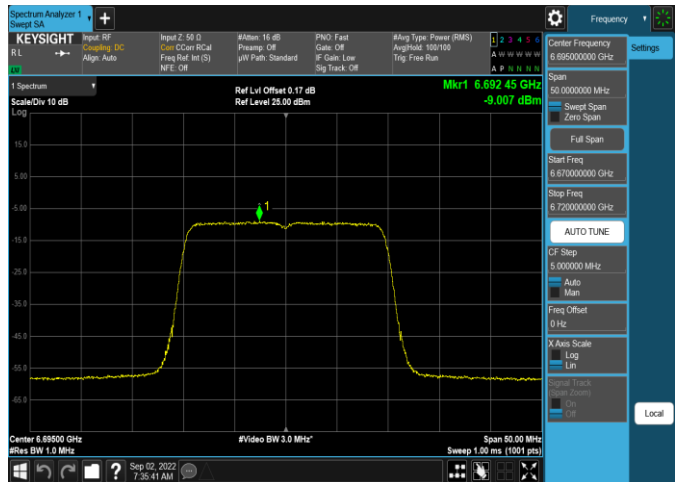
Plot 7-261. Power Spectral Density Plot SDM Antenna 5b (80MHz 802.11ax (UNII Band 6) – Ch. 103, MCS2)



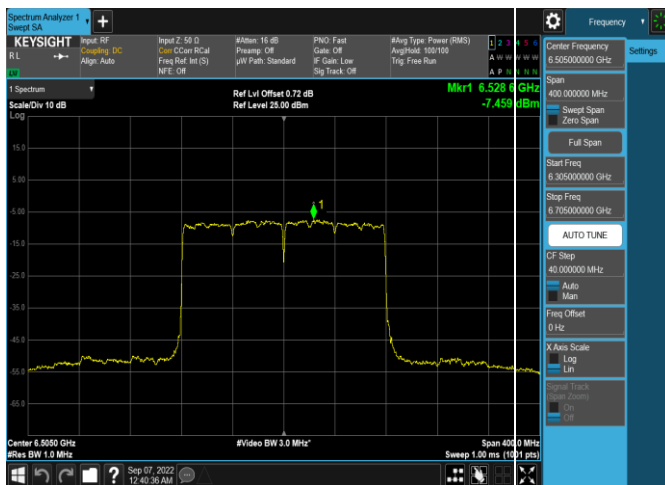
Plot 7-264. Power Spectral Density Plot SDM Antenna 4a (160MHz 802.11ax (UNII Band 6) – Ch. 111, MCS2)



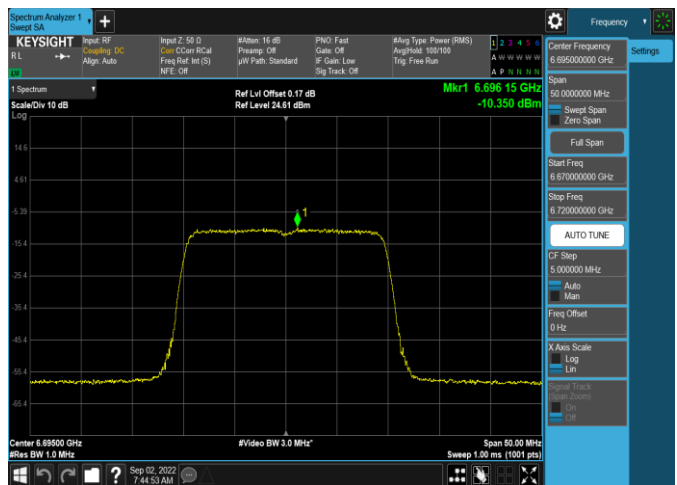
Plot 7-262. Power Spectral Density Plot SDM Antenna 4a (80MHz 802.11ax (UNII Band 6) – Ch. 103, MCS2)



Plot 7-265. Power Spectral Density Plot SDM Antenna 5b (20MHz 802.11ax (UNII Band 7) – Ch. 149, MCS2)

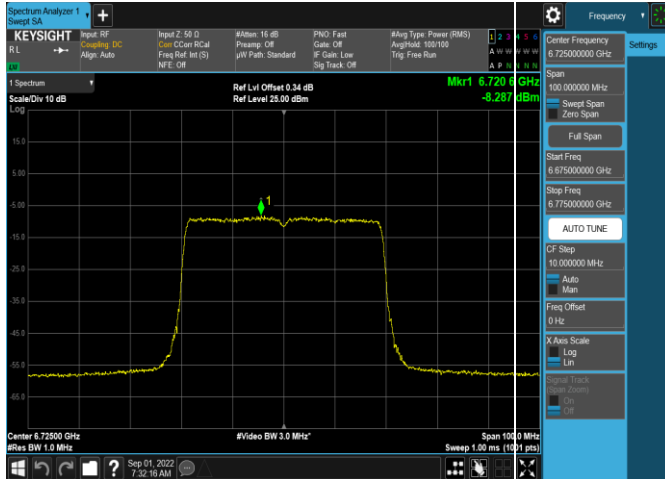


Plot 7-263. Power Spectral Density Plot SDM Antenna 5b (160MHz 802.11ax (UNII Band 6) – Ch. 111, MCS2)

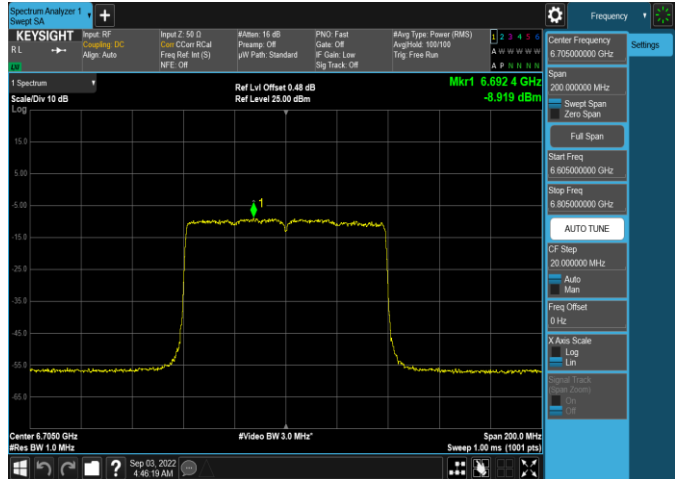


Plot 7-266. Power Spectral Density Plot SDM Antenna 4a (20MHz 802.11ax (UNII Band 7) – Ch. 149, MCS2)

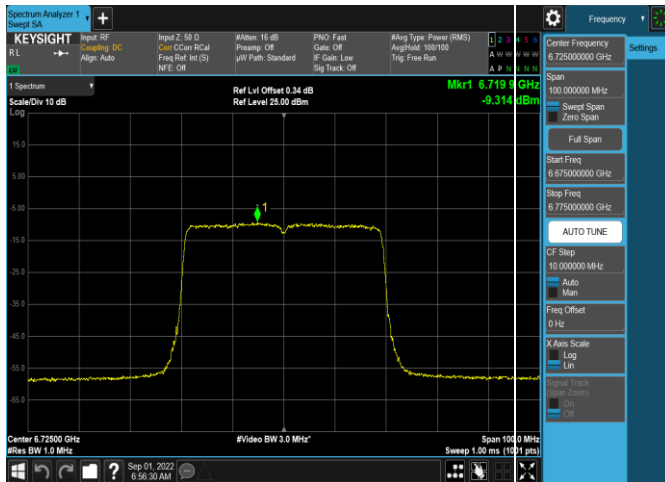
FCC ID: BCGA2764 IC: 579C-A2764		MEASUREMENT REPORT (CERTIFICATION)	Approved by: Technical Manager
Test Report S/N: 1C2205090028-21-R2.BCG	Test Dates: 5/30/2022 - 9/16/2022	EUT Type: Tablet Device	Page 100 of 282



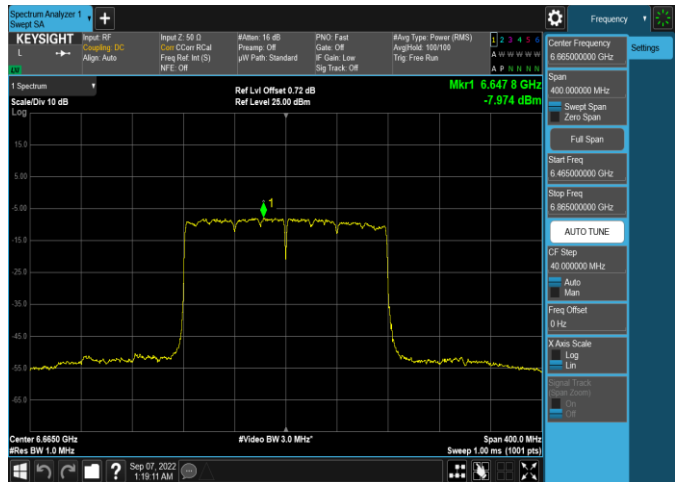
Plot 7-267. Power Spectral Density Plot SDM Antenna 5b (40MHz 802.11ax (UNII Band 7) – Ch. 155, MCS2)



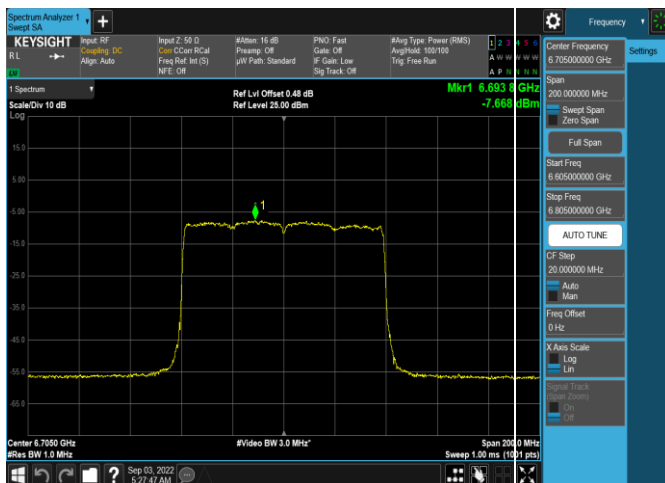
Plot 7-270. Power Spectral Density Plot SDM Antenna 4a (80MHz 802.11ax (UNII Band 7) – Ch. 151, MCS2)



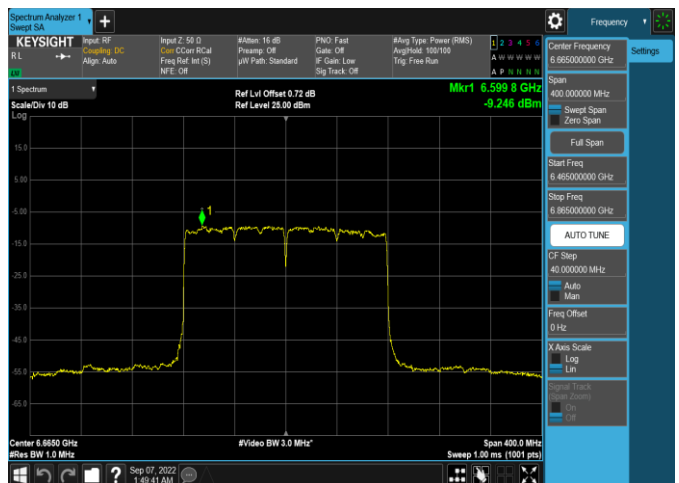
Plot 7-268. Power Spectral Density Plot SDM Antenna 4a (40MHz 802.11ax (UNII Band 7) – Ch. 155, MCS2)



Plot 7-271. Power Spectral Density Plot SDM Antenna 5b (160MHz 802.11ax (UNII Band 7) – Ch. 143, MCS2)

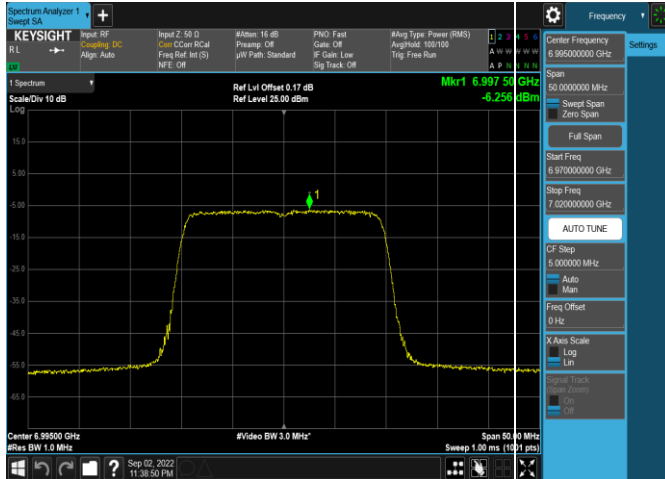


Plot 7-269. Power Spectral Density Plot SDM Antenna 5b (80MHz 802.11ax (UNII Band 7) – Ch. 151, MCS2)

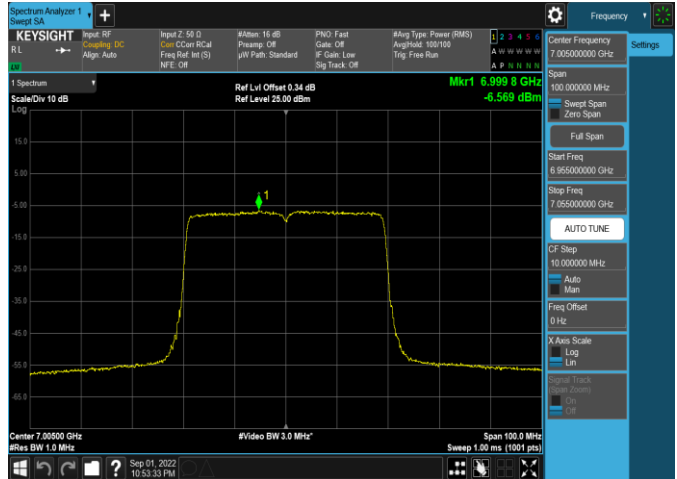


Plot 7-272. Power Spectral Density Plot SDM Antenna 4a (160MHz 802.11ax (UNII Band 7) – Ch. 143, MCS2)

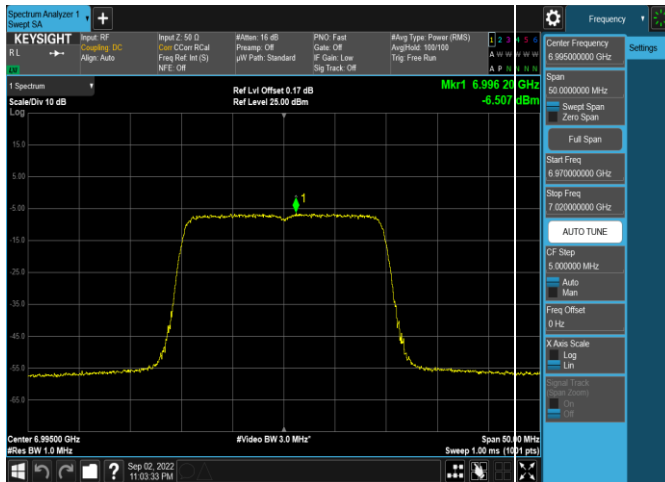
FCC ID: BCGA2764 IC: 579C-A2764		MEASUREMENT REPORT (CERTIFICATION)	Approved by: Technical Manager
Test Report S/N: 1C2205090028-21-R2.BCG	Test Dates: 5/30/2022 - 9/16/2022	EUT Type: Tablet Device	Page 101 of 282



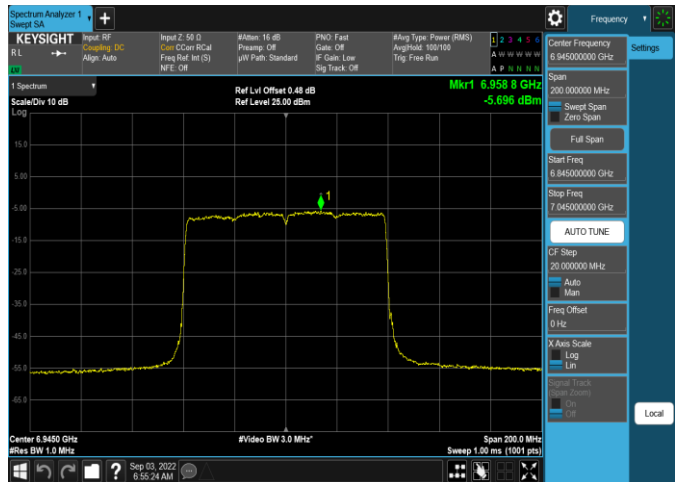
Plot 7-273. Power Spectral Density Plot SDM Antenna 5b (20MHz) 802.11ax (UNII Band 8) – Ch. 209, MCS2)



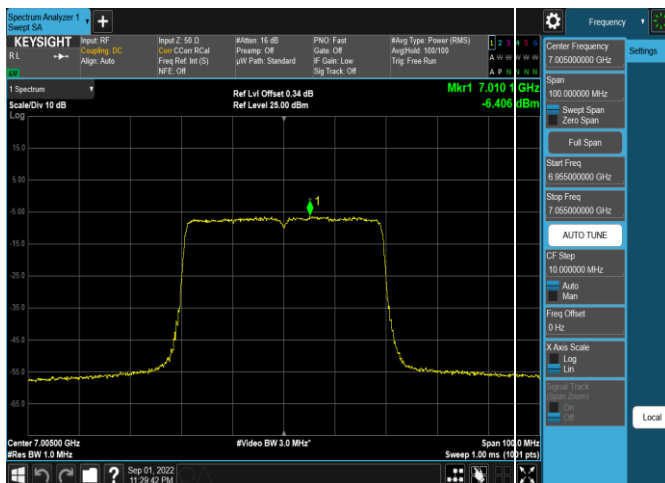
Plot 7-276. Power Spectral Density Plot SDM Antenna 4a (40MHz) 802.11ax (UNII Band 8) – Ch. 211, MCS2)



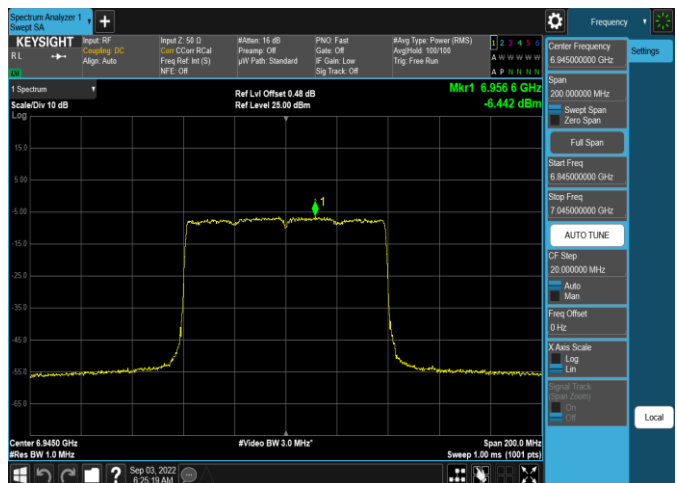
Plot 7-274. Power Spectral Density Plot SDM Antenna 4a (20MHz) 802.11ax (UNII Band 8) – Ch. 209, MCS2)



Plot 7-277. Power Spectral Density Plot SDM Antenna 5b (80MHz) 802.11ax (UNII Band 8) – Ch. 199, MCS2)

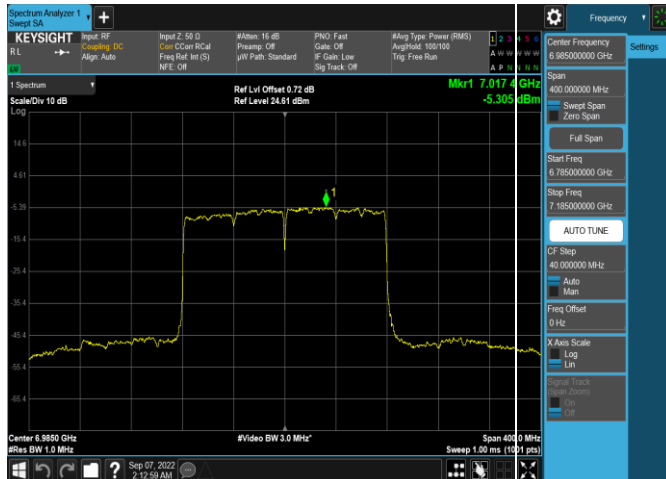


Plot 7-275. Power Spectral Density Plot SDM Antenna 5b (40MHz) 802.11ax (UNII Band 8) – Ch. 211, MCS2)

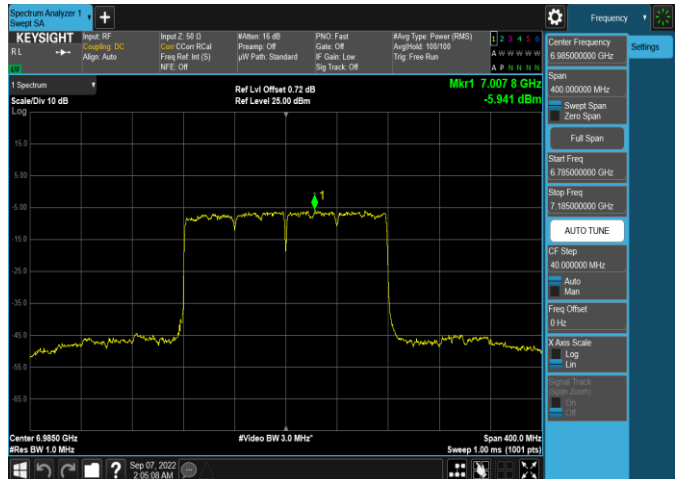


Plot 7-278. Power Spectral Density Plot SDM Antenna 4a (80MHz) 802.11ax (UNII Band 8) – Ch. 199, MCS2)

FCC ID: BCGA2764 IC: 579C-A2764	element	MEASUREMENT REPORT (CERTIFICATION)	Approved by: Technical Manager
Test Report S/N: 1C2205090028-21-R2.BCG	Test Dates: 5/30/2022 - 9/16/2022	EUT Type: Tablet Device	Page 102 of 282



Plot 7-279. Power Spectral Density Plot SDM Antenna 5b
(160MHz 802.11ax (UNII Band 8) – Ch. 207, MCS2)

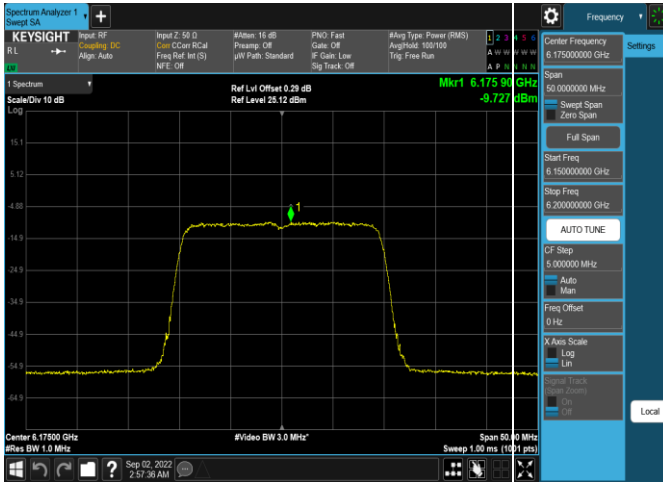


Plot 7-280. Power Spectral Density Plot SDM Antenna 4a
(160MHz 802.11ax (UNII Band 8) – Ch. 207, MCS2)

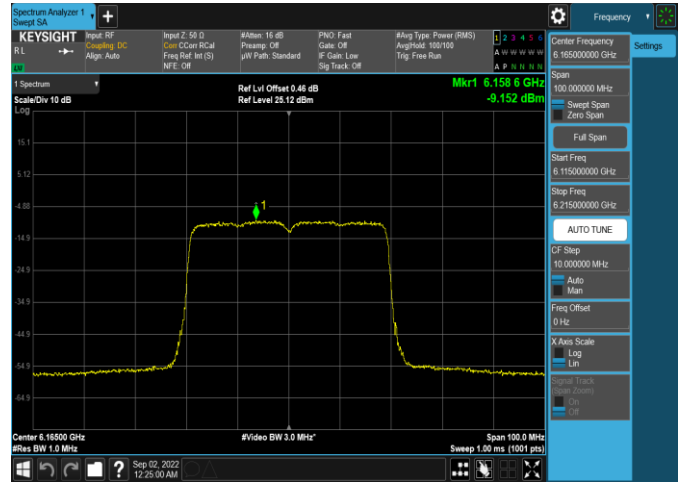
FCC ID: BCGA2764 IC: 579C-A2764	 MEASUREMENT REPORT (CERTIFICATION)		Approved by: Technical Manager
Test Report S/N: 1C2205090028-21-R2.BCG	Test Dates: 5/30/2022 - 9/16/2022	EUT Type: Tablet Device	Page 103 of 282

V 10.5 12/15/2021

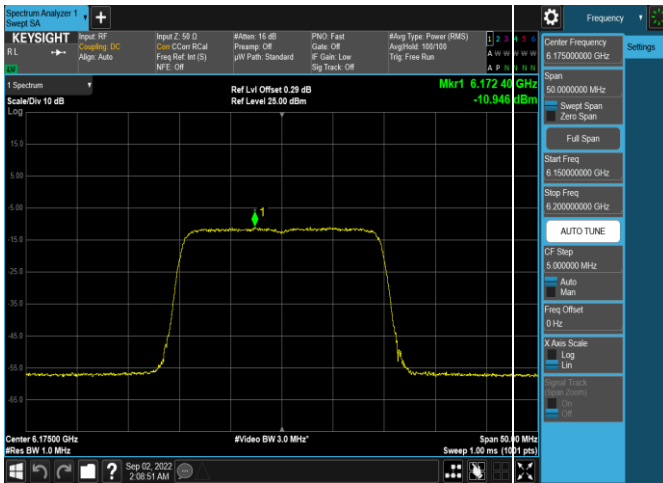
Mid Data Rate



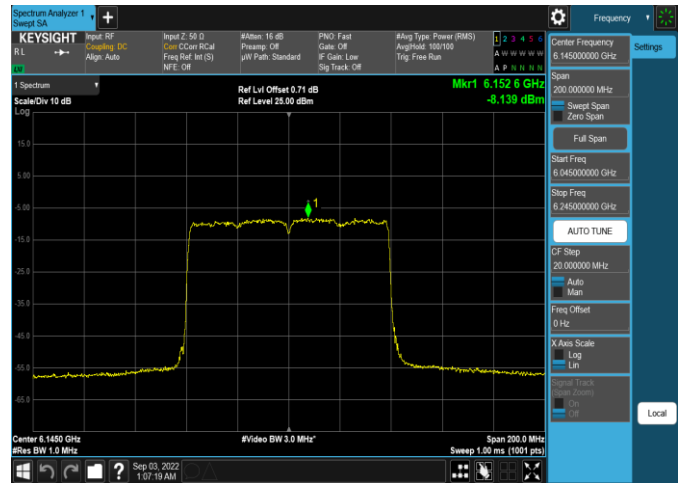
Plot 7-281. Power Spectral Density Plot SDM Antenna 5b (20MHz) 802.11ax (UNII Band 5) – Ch. 45, MCS4)



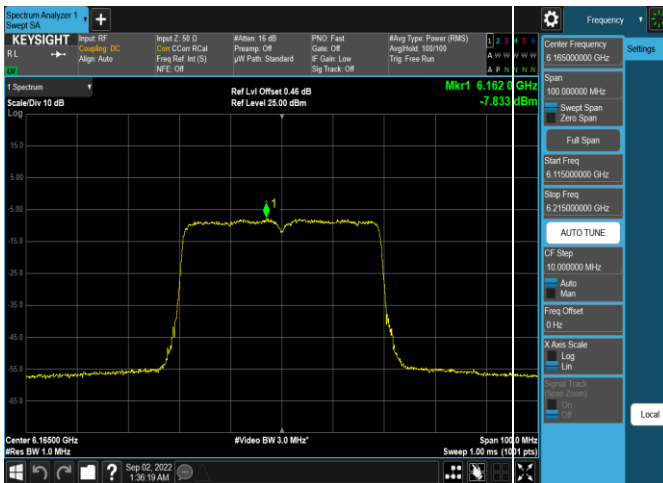
Plot 7-284. Power Spectral Density Plot SDM Antenna 4a (40MHz) 802.11ax (UNII Band 5) – Ch. 43, MCS4)



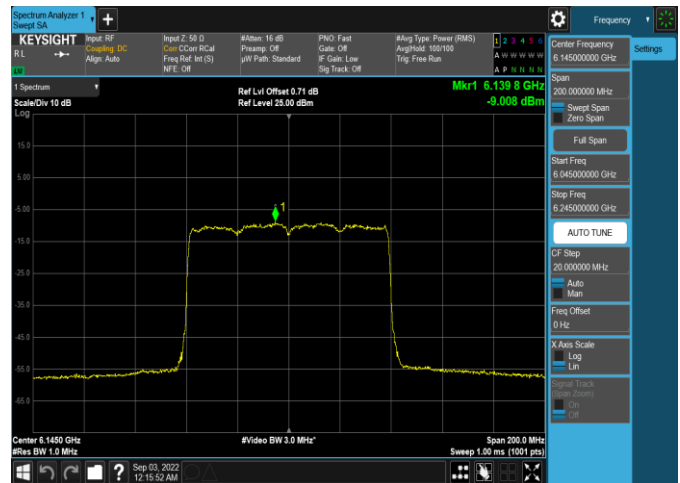
Plot 7-282. Power Spectral Density Plot SDM Antenna 4a (20MHz) 802.11ax (UNII Band 5) – Ch. 45, MCS4)



Plot 7-285. Power Spectral Density Plot SDM Antenna 5b (80MHz) 802.11ax (UNII Band 5) – Ch. 39, MCS4)

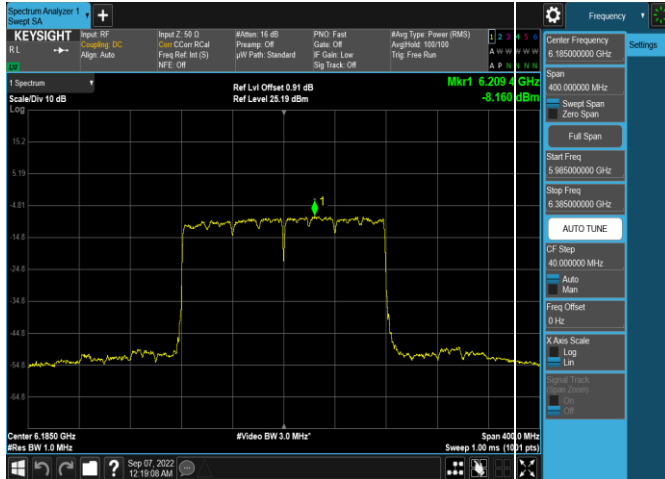


Plot 7-283. Power Spectral Density Plot SDM Antenna 5b (40MHz) 802.11ax (UNII Band 5) – Ch. 43, MCS4)

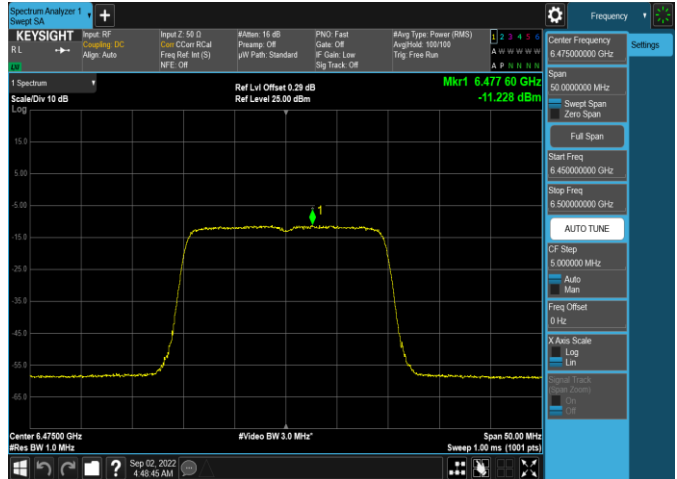


Plot 7-286. Power Spectral Density Plot SDM Antenna 4a (80MHz) 802.11ax (UNII Band 5) – Ch. 39, MCS4)

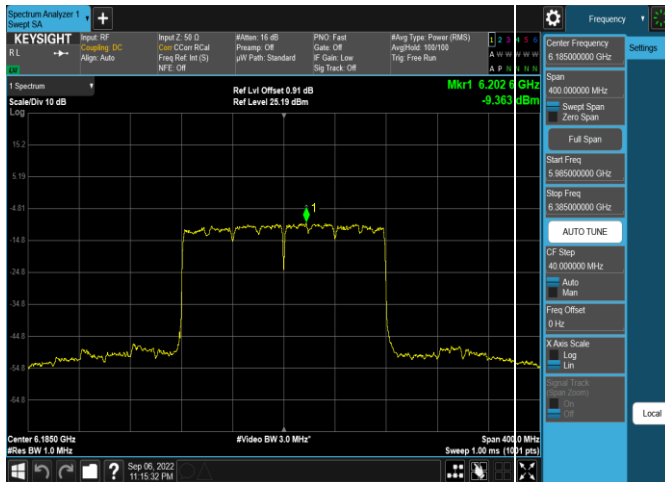
FCC ID: BCGA2764 IC: 579C-A2764	element	MEASUREMENT REPORT (CERTIFICATION)	Approved by: Technical Manager
Test Report S/N: 1C2205090028-21-R2.BCG	Test Dates: 5/30/2022 - 9/16/2022	EUT Type: Tablet Device	Page 104 of 282



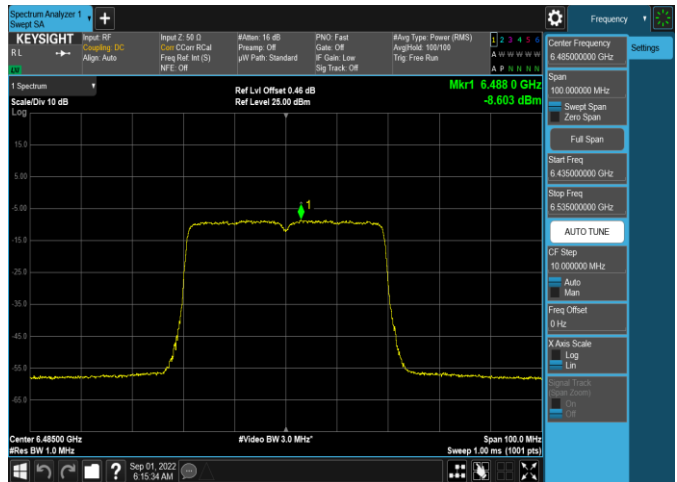
Plot 7-287. Power Spectral Density Plot SDM Antenna 5b (160MHz 802.11ax (UNII Band 5) – Ch. 47, MCS4)



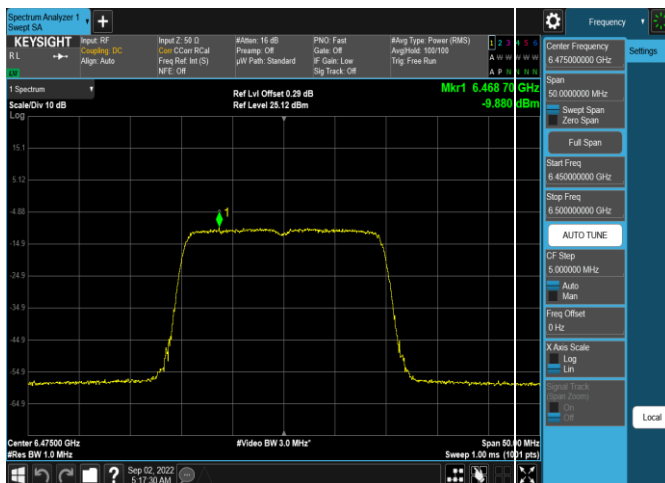
Plot 7-290. Power Spectral Density Plot SDM Antenna 4a (20MHz 802.11ax (UNII Band 6) – Ch. 105, MCS4)



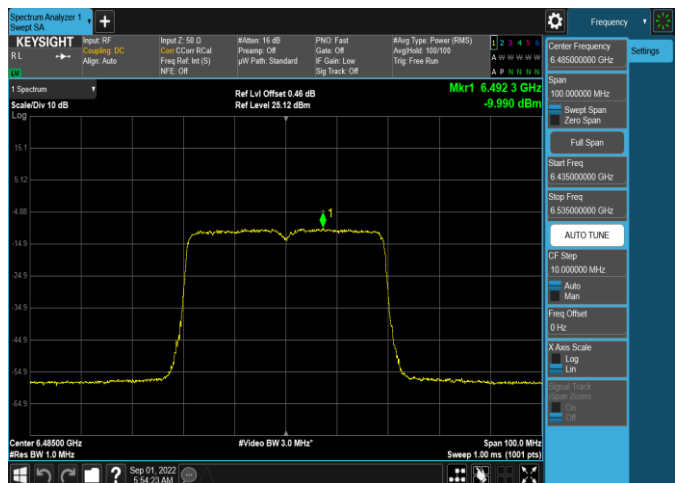
Plot 7-288. Power Spectral Density Plot SDM Antenna 4a (160MHz 802.11ax (UNII Band 5) – Ch. 47, MCS4)



Plot 7-291. Power Spectral Density Plot SDM Antenna 5b (40MHz 802.11ax (UNII Band 6) – Ch. 107, MCS4)



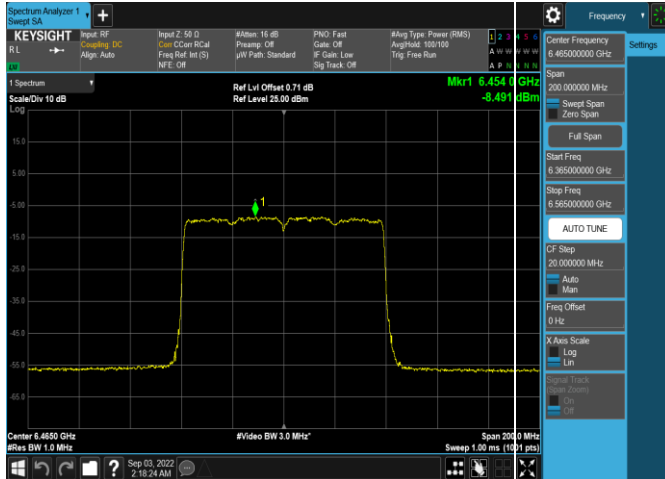
Plot 7-289. Power Spectral Density Plot SDM Antenna 5b (20MHz 802.11ax (UNII Band 6) – Ch. 105, MCS4)



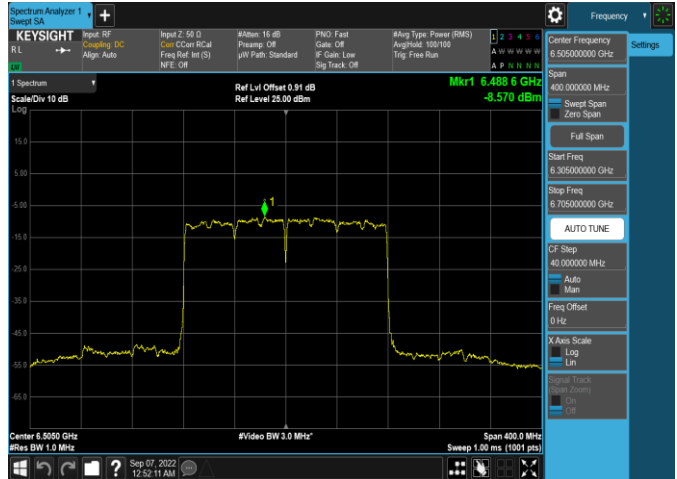
Plot 7-292. Power Spectral Density Plot SDM Antenna 4a (40MHz 802.11ax (UNII Band 6) – Ch. 107, MCS4)

FCC ID: BCGA2764 IC: 579C-A2764	element	MEASUREMENT REPORT (CERTIFICATION)	Approved by: Technical Manager
Test Report S/N: 1C2205090028-21-R2.BCG	Test Dates: 5/30/2022 - 9/16/2022	EUT Type: Tablet Device	Page 105 of 282

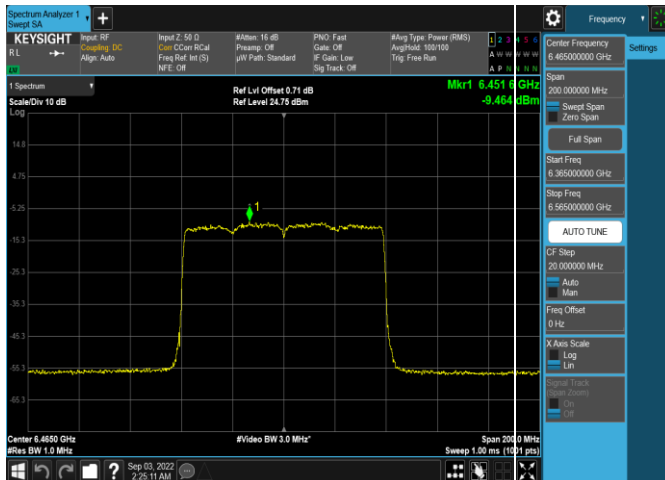
V 10.5 12/15/2021



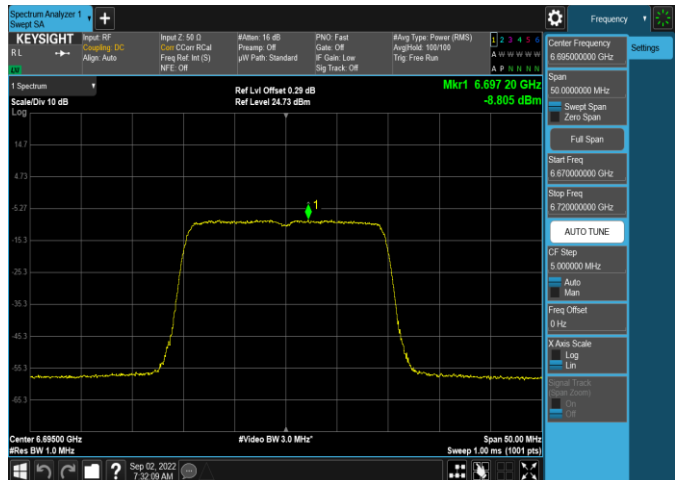
Plot 7-293. Power Spectral Density Plot SDM Antenna 5b (80MHz 802.11ax (UNII Band 6) – Ch. 103, MCS4)



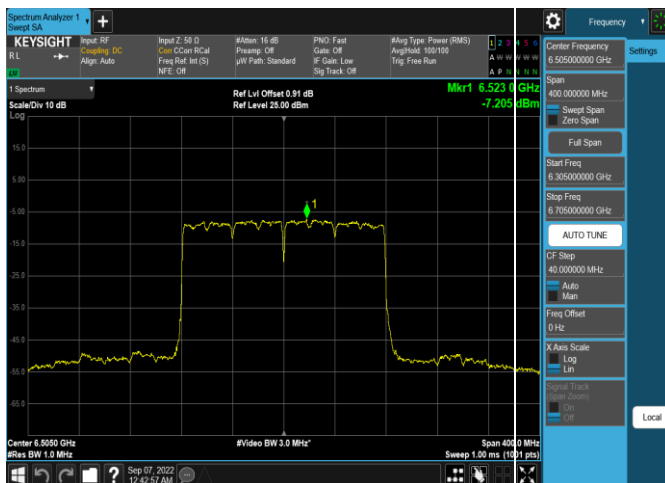
Plot 7-296. Power Spectral Density Plot SDM Antenna 4a (160MHz 802.11ax (UNII Band 6) – Ch. 111, MCS4)



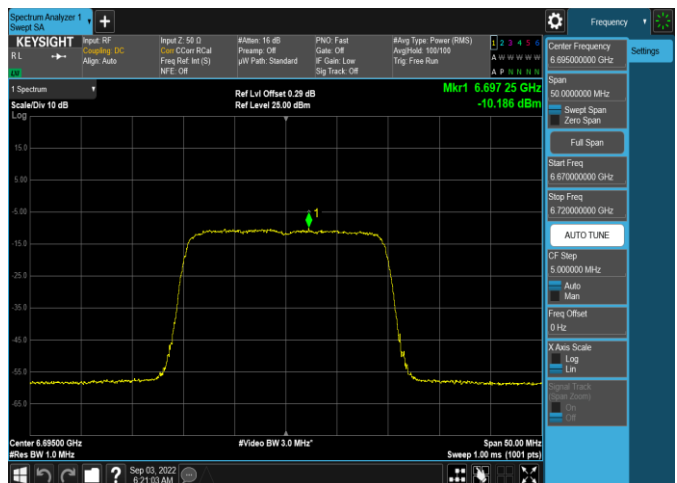
Plot 7-294. Power Spectral Density Plot SDM Antenna 4a (80MHz 802.11ax (UNII Band 6) – Ch. 103, MCS4)



Plot 7-297. Power Spectral Density Plot SDM Antenna 5b (20MHz 802.11ax (UNII Band 7) – Ch. 149, MCS4)

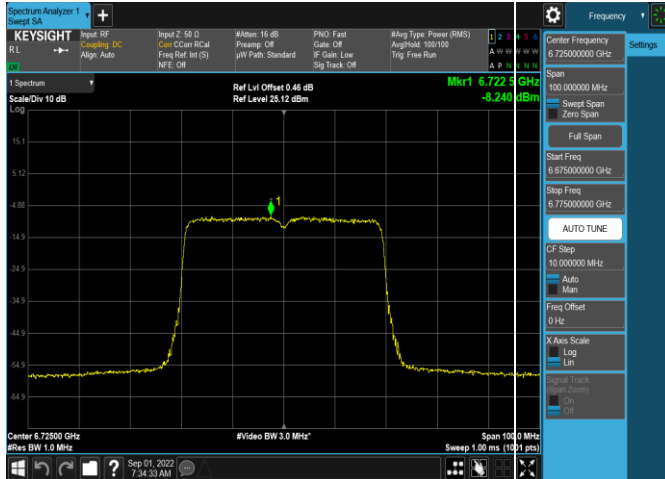


Plot 7-295. Power Spectral Density Plot SDM Antenna 5b (160MHz 802.11ax (UNII Band 6) – Ch. 111, MCS4)

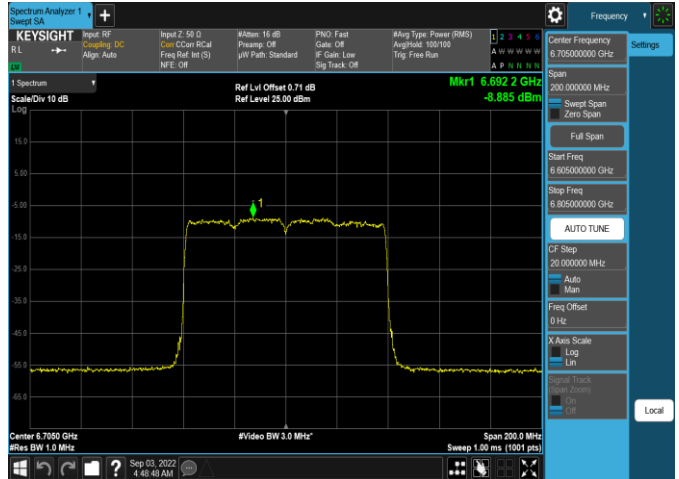


Plot 7-298. Power Spectral Density Plot SDM Antenna 4a (20MHz 802.11ax (UNII Band 7) – Ch. 149, MCS4)

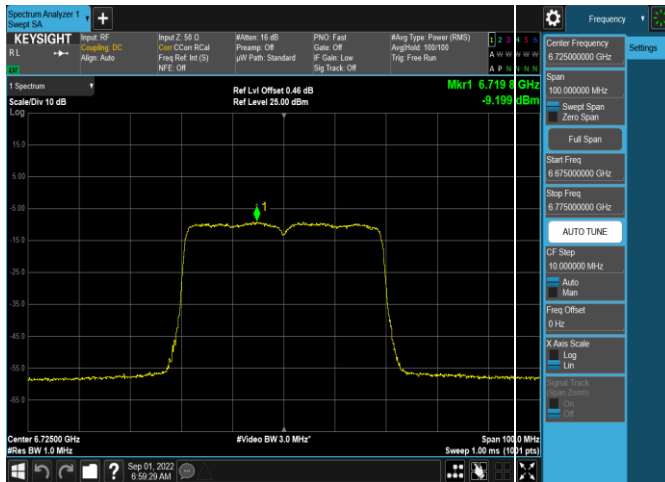
FCC ID: BCGA2764 IC: 579C-A2764		MEASUREMENT REPORT (CERTIFICATION)	Approved by: Technical Manager
Test Report S/N: 1C2205090028-21-R2.BCG	Test Dates: 5/30/2022 - 9/16/2022	EUT Type: Tablet Device	Page 106 of 282



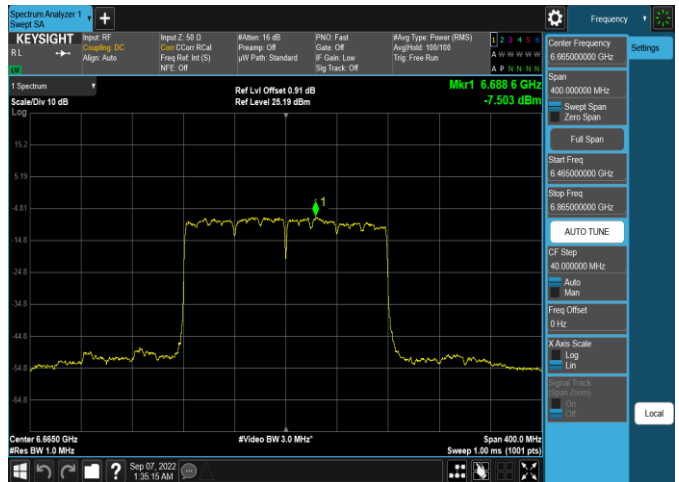
Plot 7-299. Power Spectral Density Plot SDM Antenna 5b (40MHz 802.11ax (UNII Band 7) – Ch. 155, MCS4)



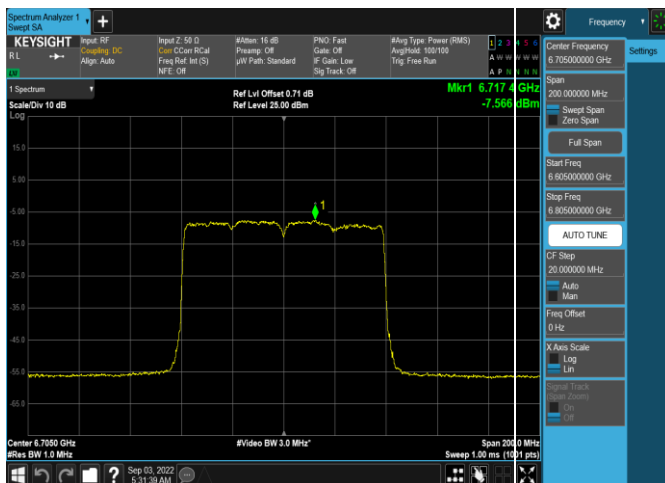
Plot 7-302. Power Spectral Density Plot SDM Antenna 4a (80MHz 802.11ax (UNII Band 7) – Ch. 151, MCS4)



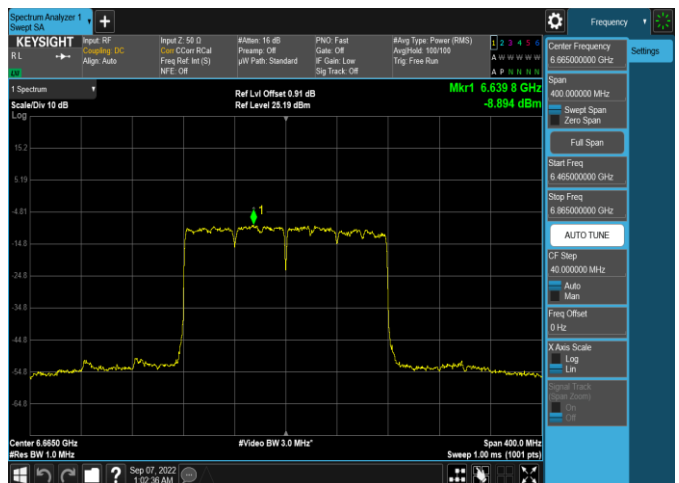
Plot 7-300. Power Spectral Density Plot SDM Antenna 4a (40MHz 802.11ax (UNII Band 7) – Ch. 155, MCS4)



Plot 7-303. Power Spectral Density Plot SDM Antenna 5b (160MHz 802.11ax (UNII Band 7) – Ch. 143, MCS4)

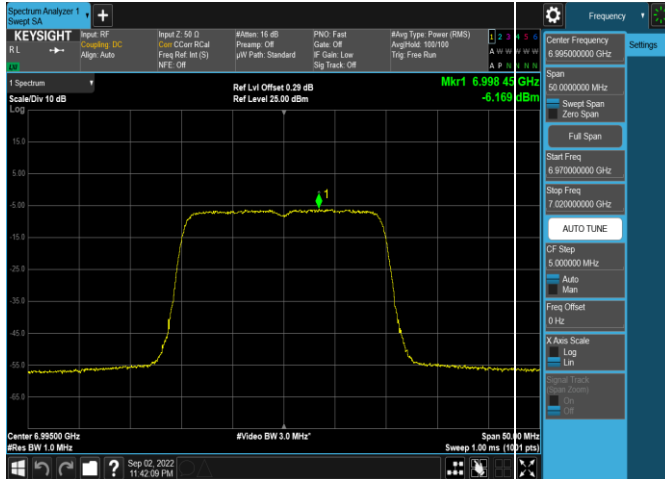


Plot 7-301. Power Spectral Density Plot SDM Antenna 5b (80MHz 802.11ax (UNII Band 7) – Ch. 151, MCS4)

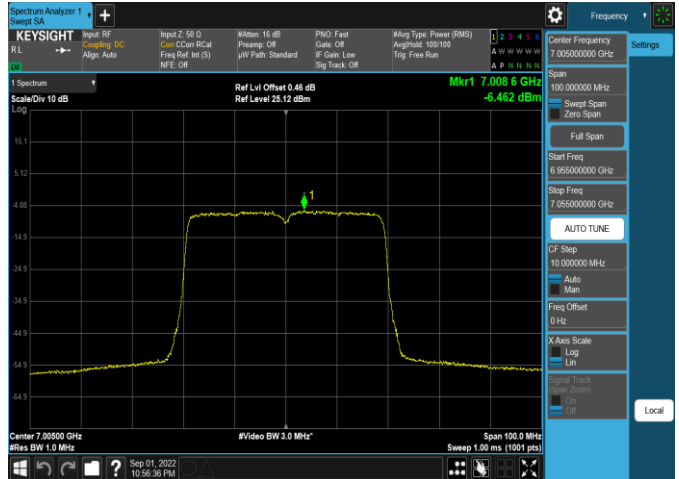


Plot 7-304. Power Spectral Density Plot SDM Antenna 4a (160MHz 802.11ax (UNII Band 7) – Ch. 143, MCS4)

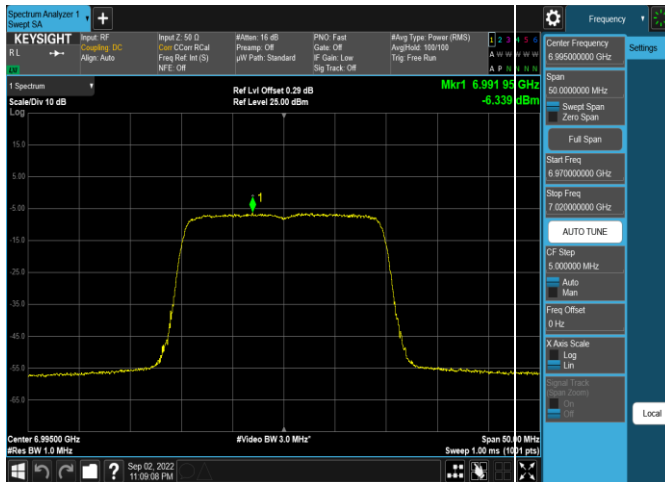
FCC ID: BCGA2764 IC: 579C-A2764	element	MEASUREMENT REPORT (CERTIFICATION)	Approved by: Technical Manager
Test Report S/N: 1C2205090028-21-R2.BCG	Test Dates: 5/30/2022 - 9/16/2022	EUT Type: Tablet Device	Page 107 of 282



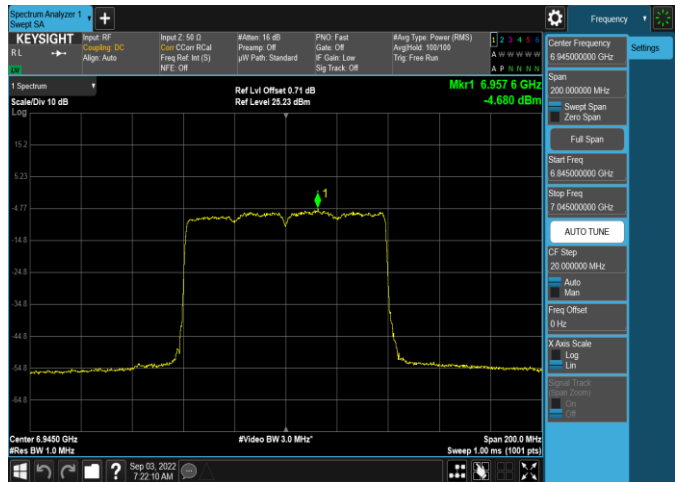
Plot 7-305. Power Spectral Density Plot SDM Antenna 5b (20MHz 802.11ax (UNII Band 8) – Ch. 209, MCS4)



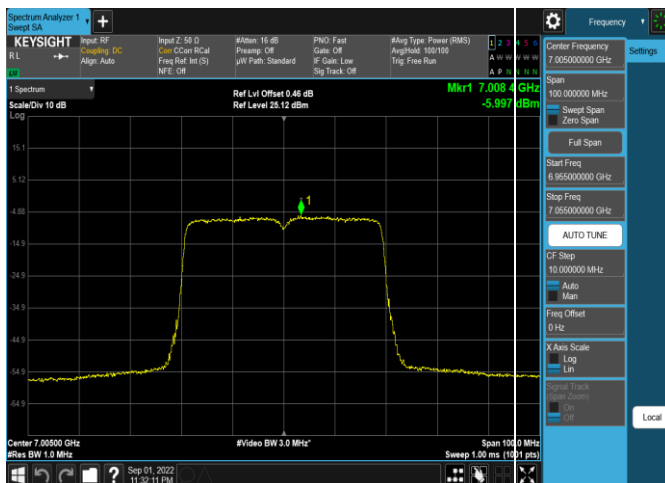
Plot 7-308. Power Spectral Density Plot SDM Antenna 4a (40MHz 802.11ax (UNII Band 8) – Ch. 211, MCS4)



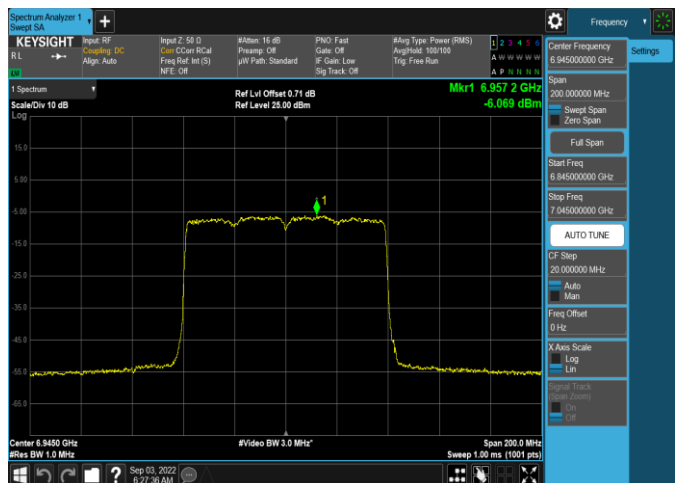
Plot 7-306. Power Spectral Density Plot SDM Antenna 4a (20MHz 802.11ax (UNII Band 8) – Ch. 209, MCS4)



Plot 7-309. Power Spectral Density Plot SDM Antenna 5b (80MHz 802.11ax (UNII Band 8) – Ch. 199, MCS4)

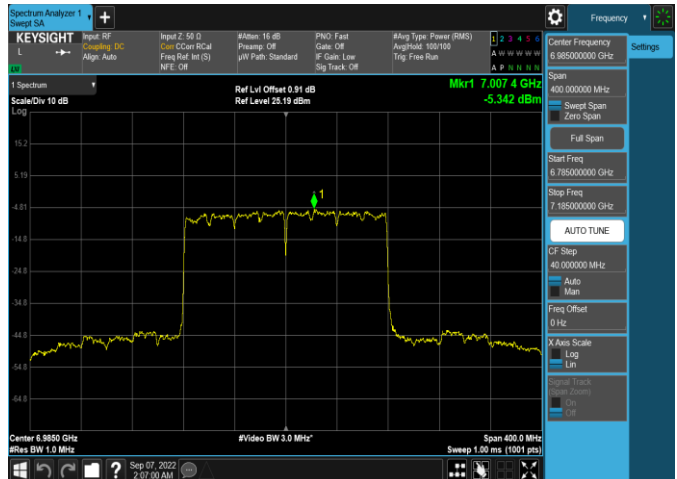


Plot 7-307. Power Spectral Density Plot SDM Antenna 5b (40MHz 802.11ax (UNII Band 8) – Ch. 211, MCS4)



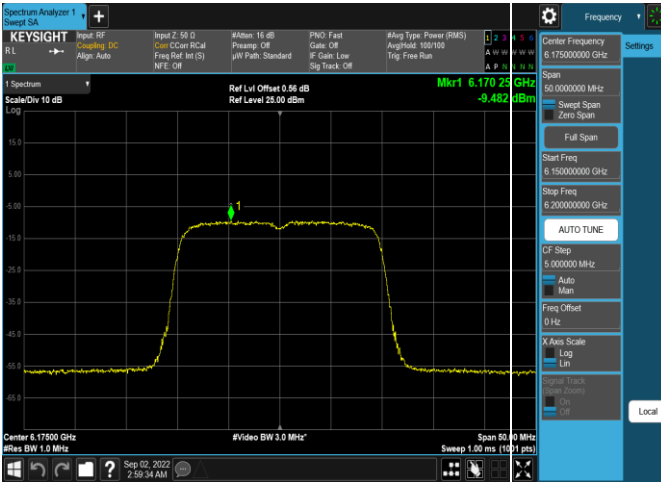
Plot 7-310. Power Spectral Density Plot SDM Antenna 4a (80MHz 802.11ax (UNII Band 8) – Ch. 199, MCS4)

FCC ID: BCGA2764 IC: 579C-A2764	element	MEASUREMENT REPORT (CERTIFICATION)	Approved by: Technical Manager
Test Report S/N: 1C2205090028-21-R2.BCG	Test Dates: 5/30/2022 - 9/16/2022	EUT Type: Tablet Device	Page 108 of 282

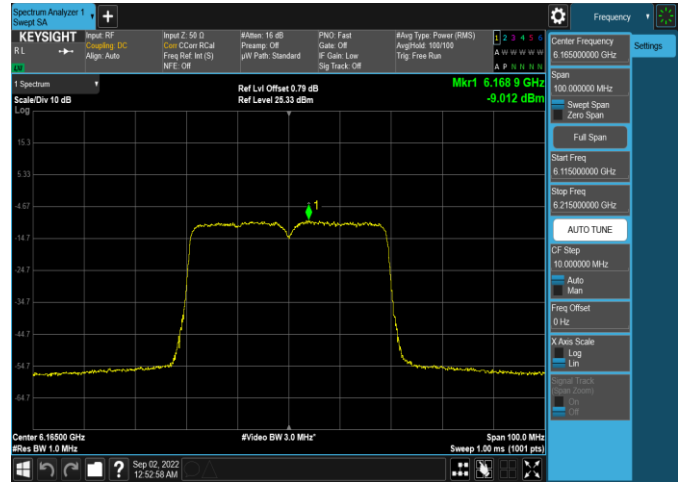


FCC ID: BCGA2764 IC: 579C-A2764	 MEASUREMENT REPORT (CERTIFICATION)		Approved by: Technical Manager
Test Report S/N: 1C2205090028-21-R2.BCG	Test Dates: 5/30/2022 - 9/16/2022	EUT Type: Tablet Device	Page 109 of 282

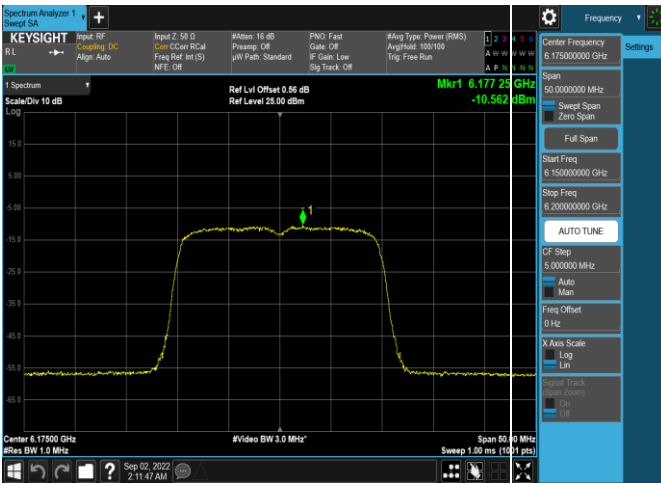
High Data Rate



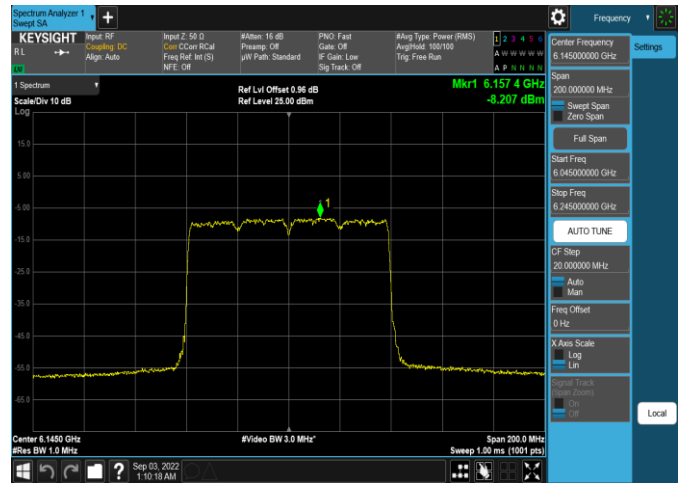
Plot 7-313. Power Spectral Density Plot SDM Antenna 5b (20MHz 802.11ax (UNII Band 5) – Ch. 45, MCS11)



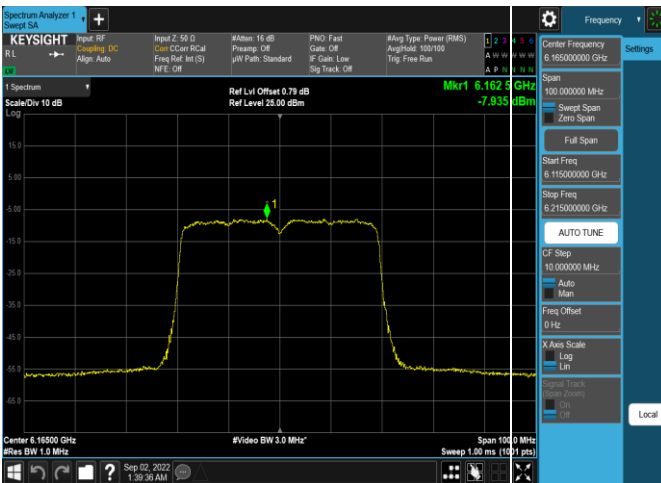
Plot 7-316. Power Spectral Density Plot SDM Antenna 4a (40MHz 802.11ax (UNII Band 5) – Ch. 43, MCS11)



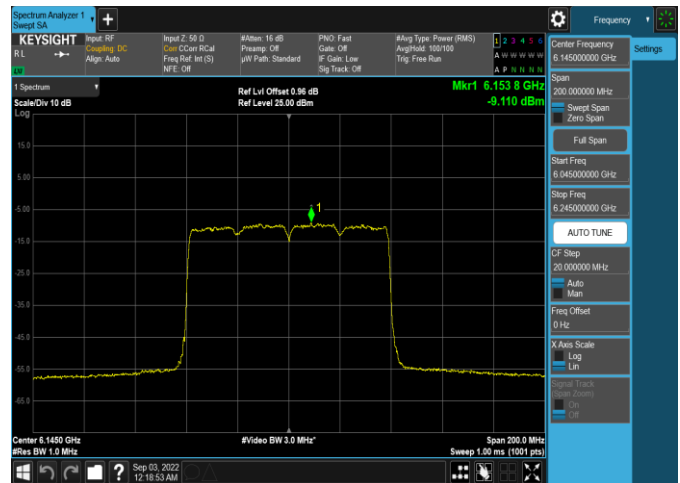
Plot 7-314. Power Spectral Density Plot SDM Antenna 4a (20MHz 802.11ax (UNII Band 5) – Ch. 45, MCS11)



Plot 7-317. Power Spectral Density Plot SDM Antenna 5b (80MHz 802.11ax (UNII Band 5) – Ch. 39, MCS11)

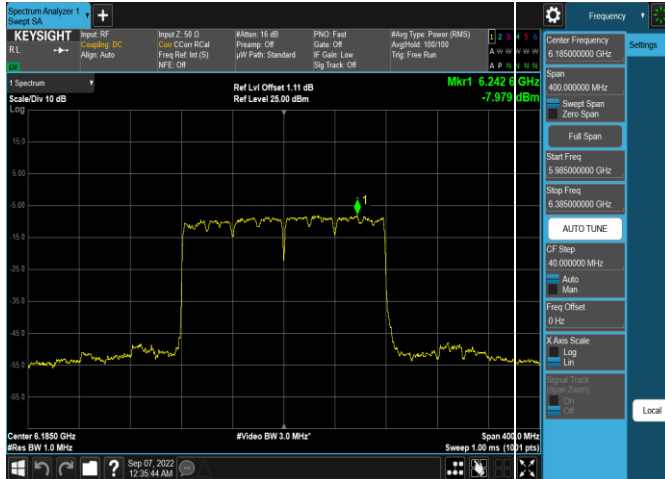


Plot 7-315. Power Spectral Density Plot SDM Antenna 5b (40MHz 802.11ax (UNII Band 5) – Ch. 43, MCS11)

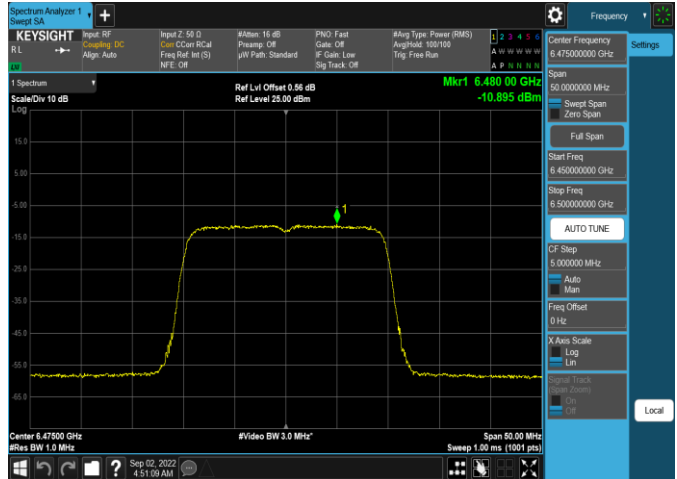


Plot 7-318. Power Spectral Density Plot SDM Antenna 4a (80MHz 802.11ax (UNII Band 5) – Ch. 39, MCS11)

FCC ID: BCGA2764 IC: 579C-A2764		MEASUREMENT REPORT (CERTIFICATION)	Approved by: Technical Manager
Test Report S/N: 1C2205090028-21-R2.BCG	Test Dates: 5/30/2022 - 9/16/2022	EUT Type: Tablet Device	Page 110 of 282



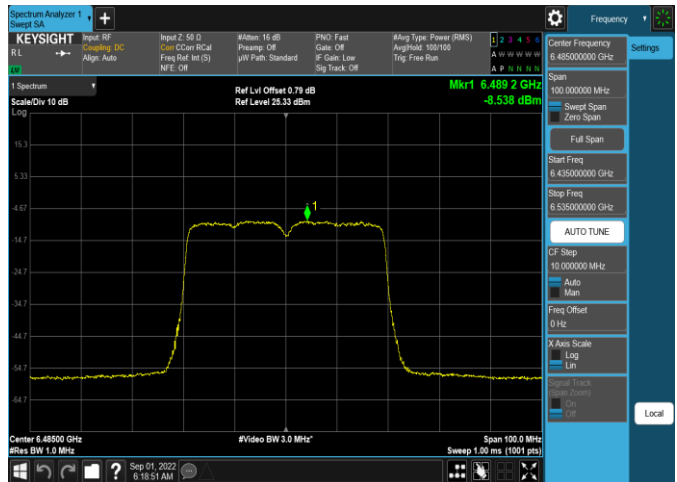
Plot 7-319. Power Spectral Density Plot SDM Antenna 5b (160MHz 802.11ax (UNII Band 5) – Ch. 47, MCS11)



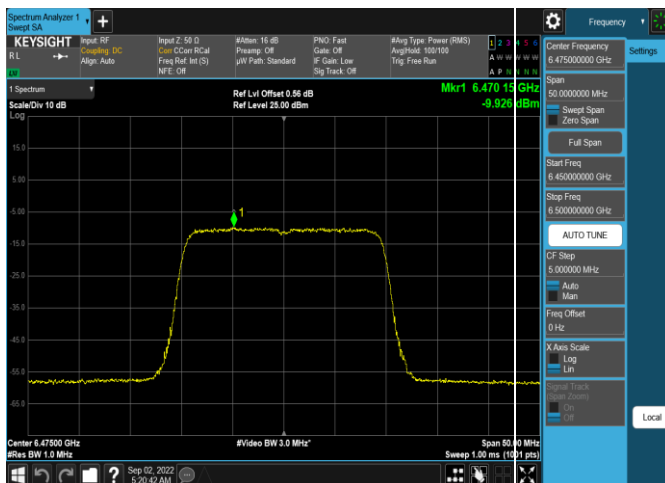
Plot 7-322. Power Spectral Density Plot SDM Antenna 4a (20MHz 802.11ax (UNII Band 6) – Ch. 105, MCS11)



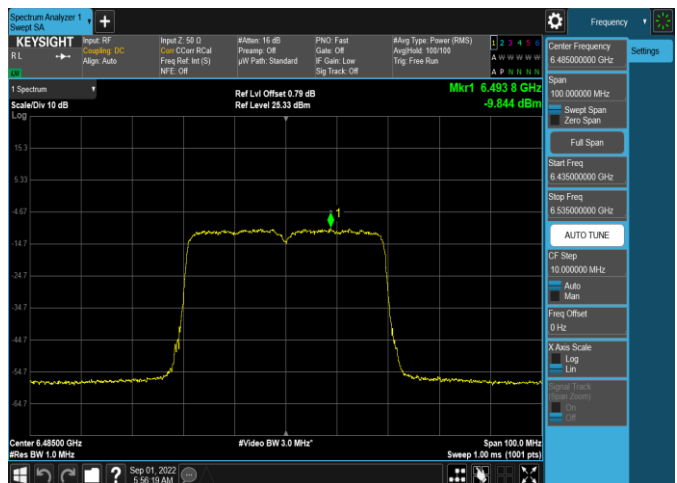
Plot 7-320. Power Spectral Density Plot SDM Antenna 4a (160MHz 802.11ax (UNII Band 5) – Ch. 47, MCS11)



Plot 7-323. Power Spectral Density Plot SDM Antenna 5b (40MHz 802.11ax (UNII Band 6) – Ch. 107, MCS11)

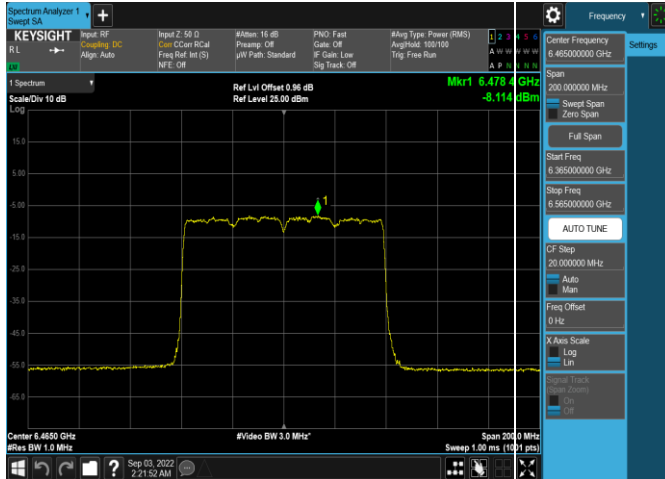


Plot 7-321. Power Spectral Density Plot SDM Antenna 5b (20MHz 802.11ax (UNII Band 6) – Ch. 105, MCS11)

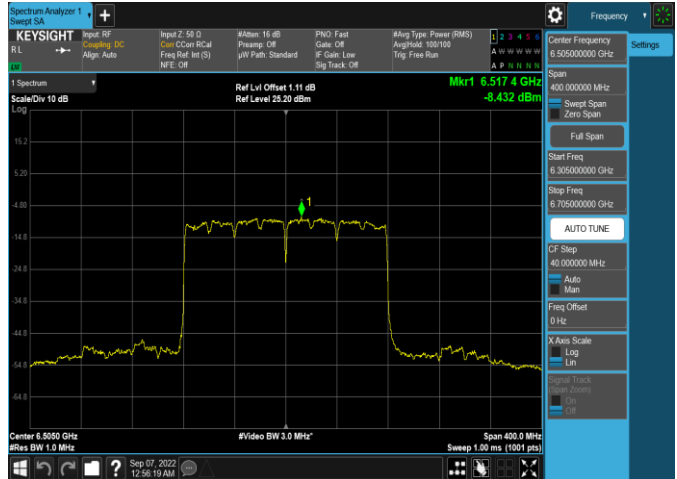


Plot 7-324. Power Spectral Density Plot SDM Antenna 4a (40MHz 802.11ax (UNII Band 6) – Ch. 107, MCS11)

FCC ID: BCGA2764 IC: 579C-A2764	element	MEASUREMENT REPORT (CERTIFICATION)	Approved by: Technical Manager
Test Report S/N: 1C2205090028-21-R2.BCG	Test Dates: 5/30/2022 - 9/16/2022	EUT Type: Tablet Device	Page 111 of 282



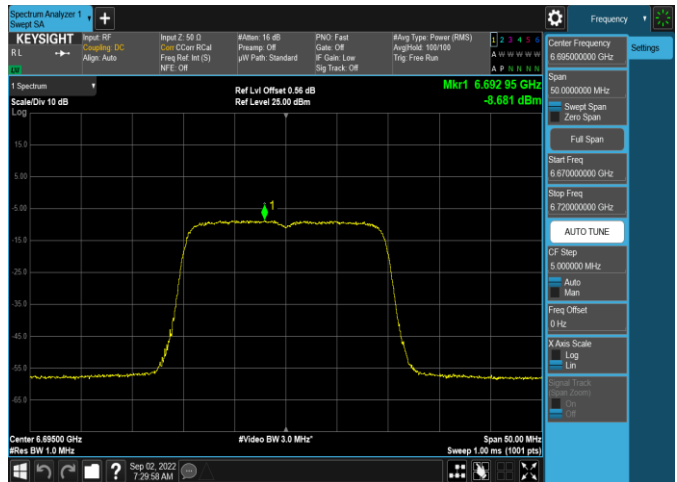
Plot 7-325. Power Spectral Density Plot SDM Antenna 5b (80MHz 802.11ax (UNII Band 6) – Ch. 103, MCS11)



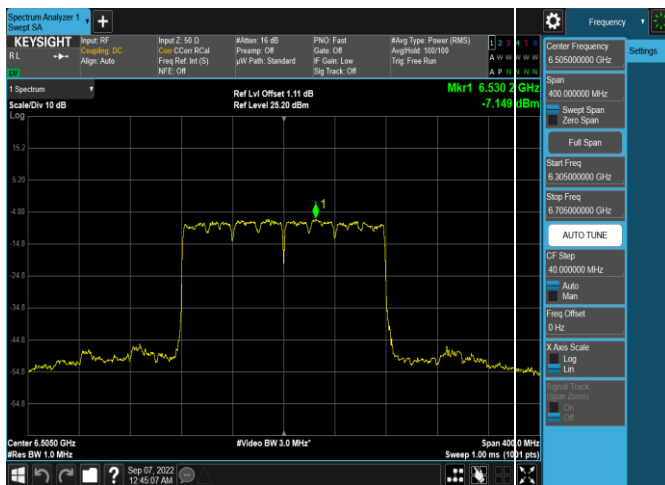
Plot 7-328. Power Spectral Density Plot SDM Antenna 4a (160MHz 802.11ax (UNII Band 6) – Ch. 111, MCS11)



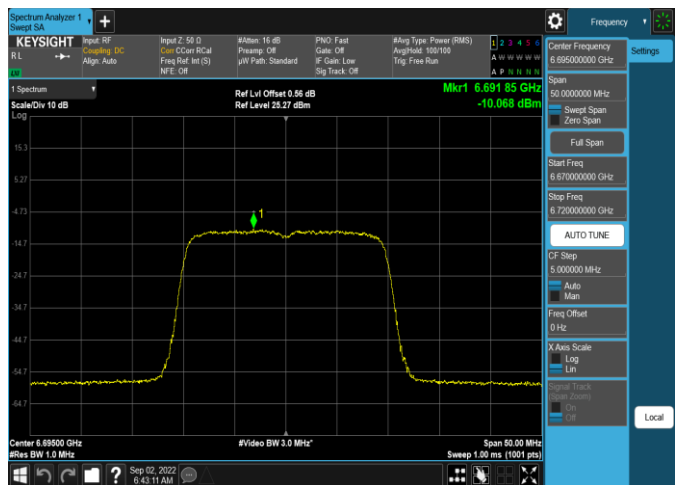
Plot 7-326. Power Spectral Density Plot SDM Antenna 4a (80MHz 802.11ax (UNII Band 6) – Ch. 103, MCS11)



Plot 7-329. Power Spectral Density Plot SDM Antenna 5b (20MHz 802.11ax (UNII Band 7) – Ch. 149, MCS11)

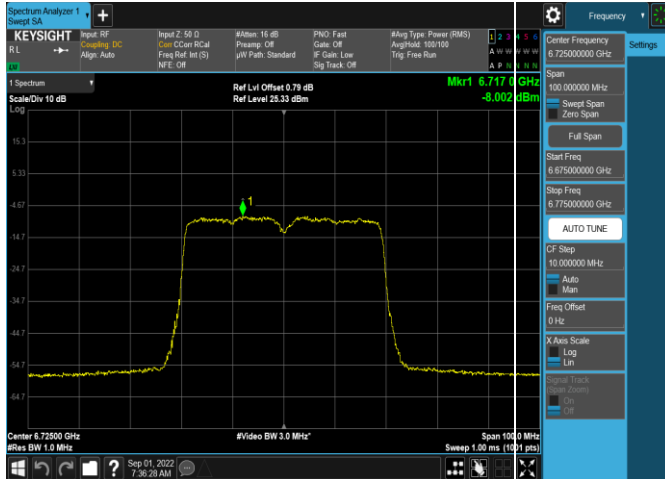


Plot 7-327. Power Spectral Density Plot SDM Antenna 5b (160MHz 802.11ax (UNII Band 6) – Ch. 111, MCS11)

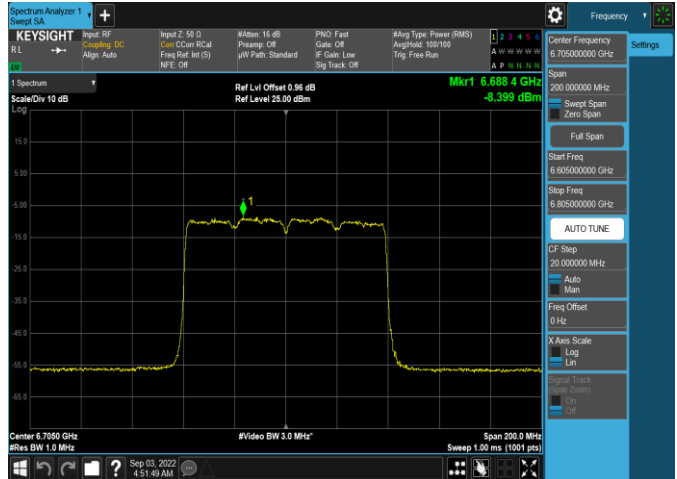


Plot 7-330. Power Spectral Density Plot SDM Antenna 4a (20MHz 802.11ax (UNII Band 7) – Ch. 149, MCS11)

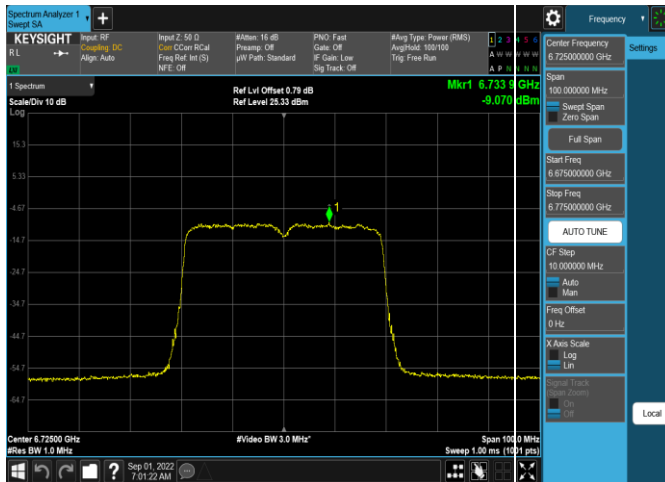
FCC ID: BCGA2764 IC: 579C-A2764		MEASUREMENT REPORT (CERTIFICATION)	Approved by: Technical Manager
Test Report S/N: 1C2205090028-21-R2.BCG	Test Dates: 5/30/2022 - 9/16/2022	EUT Type: Tablet Device	Page 112 of 282



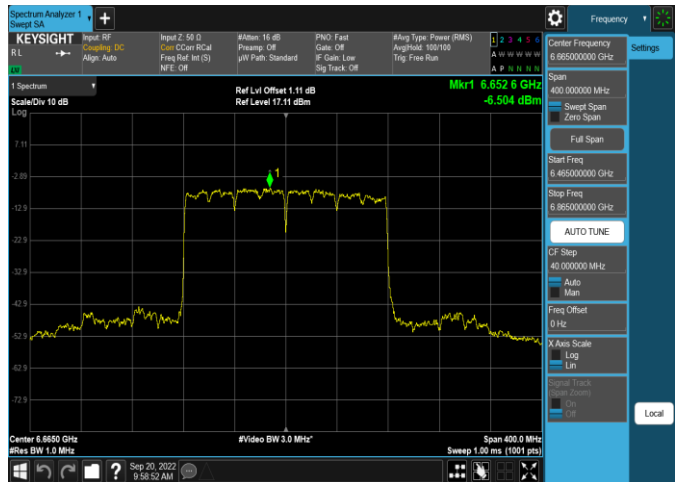
Plot 7-331. Power Spectral Density Plot SDM Antenna 5b (40MHz 802.11ax (UNII Band 7) – Ch. 155, MCS11)



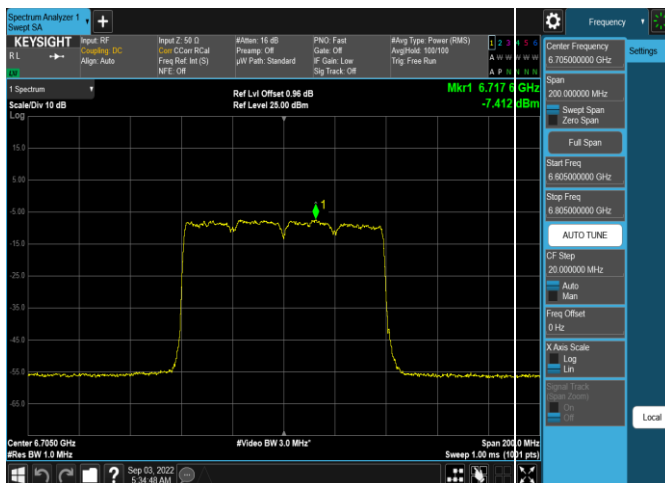
Plot 7-334. Power Spectral Density Plot SDM Antenna 4a (80MHz 802.11ax (UNII Band 7) – Ch. 151, MCS11)



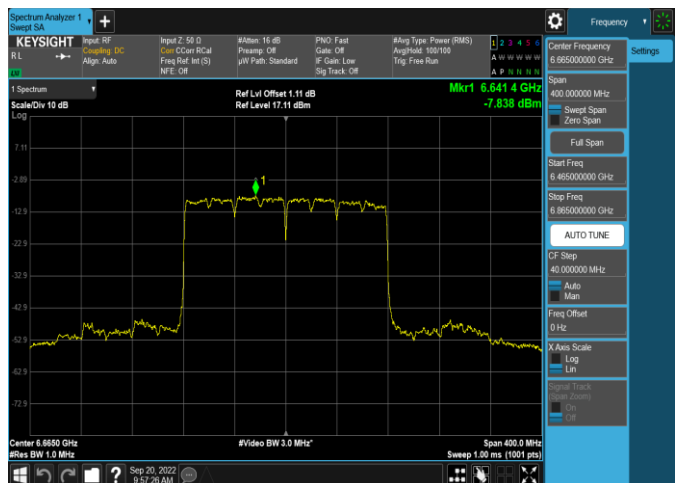
Plot 7-332. Power Spectral Density Plot SDM Antenna 4a (40MHz 802.11ax (UNII Band 7) – Ch. 155, MCS11)



Plot 7-335. Power Spectral Density Plot SDM Antenna 5b (160MHz 802.11ax (UNII Band 7) – Ch. 143, MCS11)



Plot 7-333. Power Spectral Density Plot SDM Antenna 5b (80MHz 802.11ax (UNII Band 7) – Ch. 151, MCS11)



Plot 7-336. Power Spectral Density Plot SDM Antenna 4a (160MHz 802.11ax (UNII Band 7) – Ch. 143, MCS11)

FCC ID: BCGA2764 IC: 579C-A2764		MEASUREMENT REPORT (CERTIFICATION)	Approved by: Technical Manager
Test Report S/N: 1C2205090028-21-R2.BCG	Test Dates: 5/30/2022 - 9/16/2022	EUT Type: Tablet Device	Page 113 of 282