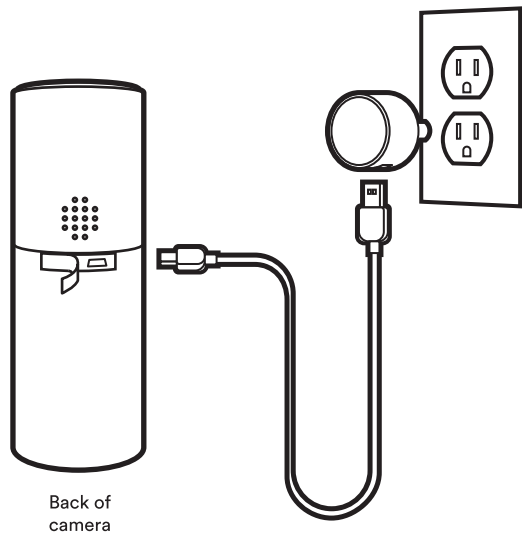


STEP 1

Plug in your camera




Your camera is powered by a rechargeable battery and can also be used plugged-in for continual power.

When using this product, should be placed on a horizontal plane. can not be used when carrying.

STEP 2

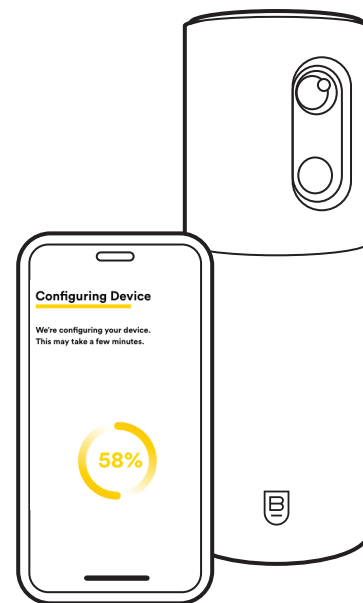
Download the app



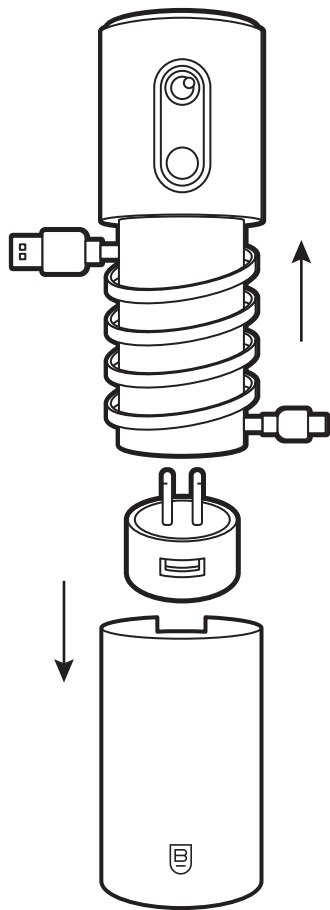
You can also create an account and set up your device from your computer by going to smartlife.bodyguardz.com

STEP 3

Set up your camera



Our easy-to-use app will guide you through the setup process.



© 2020. BGZ brands and BodyGuardz are registered trademarks of NLU Products®, LLC. All rights reserved.
Designed in the USA. Made in China.

Warranty info: BodyGuardz.com/smarthome-warranty

CAUTION: Risk of fire and burns. Do not open, crush, heat above 500° or incinerate. Always follow the manufacturer's instructions.

This device complies with part 15 of the FCC rules. Operation is subject to the following two conditions: (1) This device may not cause harmful interference, and (2) this device must accept any interference received, including interference that may cause undesired operation.

Changes or modifications not expressly approved by the party responsible for compliance could void the user's authority to operate the equipment.

This equipment has been tested and found to comply with the limits for a Class B digital device, pursuant to Part 15 of the FCC Rules. These limits are designed to provide reasonable protection against harmful interference in a residential installation. This equipment generates, uses and can radiate radio frequency energy and, if not installed and used in accordance with the instructions, may cause harmful interference to radio communications. However, there is no guarantee that interference will not occur in a particular installation.

If this equipment does cause harmful interference to radio or television reception, which can be determined by turning the equipment off and on, the user is encouraged to try to correct the interference by one or more of the following measures:

- Reorient or relocate the receiving antenna.
- Increase the separation between the equipment and receiver.
- Connect the equipment into an outlet on a circuit different from the receiver.
- Consult the dealer or an experienced radio/TV technician for help.

To maintain compliance with FCC's RF Exposure guidelines, this equipment should be installed and operated with a minimum distance of 20cm. Use only the supplied antenna.

FCC ID: 2ALQR-CTT5701

Warning: Changes or modifications to this unit not expressly approved by the party responsible for compliance could void the user's authority to operate the equipment.



Quick Start Guide

Portable 360° Security Camera

Need help?



BodyGuardz.com/support