

智能眼镜

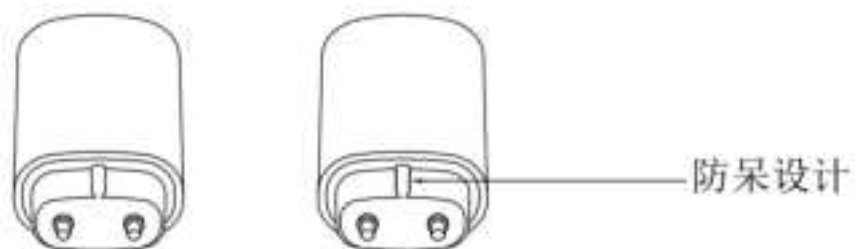
Smart Glasses

用户指南

User Guide

产品示意图





产品参数

- ◇ 蓝牙配对名: Netac EW02
- ◇ 蓝牙版本: Bluetooth V5.3
- ◇ 传输距离: >10m
- ◇ 播放音乐时长: 约 4h
- ◇ 充电输入: DC 5V/1A
- ◇ 充电时间: 充电仓电池充满时间约 1.5h, 可拆卸电池充满时间约 1.7h

眼镜使用说明

◇ 开机

佩戴眼镜后自动开机

◇ 关机

摘下眼镜，7s 后自动关机

◇ 眼镜左右镜腿配对

眼镜未与手机连接时，双击眼镜左右边触摸键

◇ 佩戴感应

摘下眼镜会自动暂停音乐，佩戴上后会自动播放音乐

◇ 播放/暂停

单击眼镜左/右边触摸键

◇ 上一曲

双击眼镜左边触摸键

◇ 下一曲

双击眼镜右边触摸键

◇ 音量增加

长按眼镜右边触摸键

◇ 音量减小

长按眼镜左边触摸键

◇ 唤醒语音助手

三击眼镜左/右边触摸键

◇ 来电接听/挂断

单击眼镜左/右触摸键

◇ 来电拒接

长按眼镜左/右触摸键 1s

◇ 低电提示

当电池电量不足时，会播报低电量提示音，直至关机

充电仓使用说明

◇ 将低电量的可拆卸电池放入充电仓内，即会自动充电，且电量指示灯亮

◇ 可拆卸电池充满电后，全部电量指示灯熄灭

◇ 充电仓电量不足时，最左边电量指示灯闪烁

◇ 充电仓在充电时，当前电量指示灯闪烁，充满后所有灯常亮

安全信息

在使用和操作设备前，请阅读并遵守下面的注意事项，以确保设备性能最佳，并避免出现危险或非法情况。

◇ 禁止对镜腿进行加热、弯折，以免损坏镜腿引起功能失效或者起火。

◇ 为了防止可能造成的听力损伤，请勿长时间使用高音量。

◇ 本设备不能用于直接观察太阳，不能用于人造光源的保护，不能作为防机械冲击伤害的眼睛保护（适用于光学眼镜）。

◇ 使用刺激性的清洁工具或错误的清洁用品可能导致产品受损，请使用内置的专用眼镜布或干净柔和的布料擦拭产品。请使用普通的中性清洁液，不可使用研磨清洗剂或喷雾剂，高浓缩清洁液、化学性清洁液、酒精或丙酮溶剂等可能会导致镜架、配件及镜片受损、变形或变色。

◇ 请注意，在佩戴产品的情况下进行剧烈的运动，将存在因产品破损导致面部受伤的风险。

◇ 请注意，金属材质的产品可能会引起敏感肌肤出现过敏症状。

◇ 有明文规定禁止使用无线设备的场所，请勿使用本设备，否则会干扰其他电子设备或导致其他危险。

◇ 在明文规定禁止使用无线设备的医疗和保健场所，请遵守该场所的规定，并关闭设备。

◇ 设备产生的无线电波可能会影响植入式医疗设备或个人医用设备的正常工作，如起搏器、植入耳蜗、助听器等。若您使用了这些医疗设备，请向其制造商咨询使用本设备的限制条件。

◇ 在使用本设备时，请与植入的医疗设备（如起搏器、植入耳蜗等）保持至少 15cm 的距离。

◇ 请在温度 0℃~+35℃ 范围内使用本设备，并在温度 -20℃~+45℃ 范围内存放设备及配件。当环境温度过高或过低时，可能会引起设备故障。

◇ 本设备及其配件可能包含一些小零件，请将设备及其配件放置在儿童接触不到的地方。儿童可能在无意之中破坏本设备及其配件，或

吞下小零件导致窒息或其他危险。

◇ 本设备非玩具，儿童应在成人监护下使用本设备。

◇ 只能使用设备制造商认可且与此型号设备配套的配件。如果使用其他类型配件，可能违反本设备的保修条款以及本设备所处国家的相关规定，并可能导致安全事故。

◇ 使用未经认可或不兼容的电源、充电器或电池，可能引发火灾、爆炸或其他危险。

◇ 请勿拆解或改装电池、插入异物、或浸入水或其他液体中，以免引起电池漏液、过热起火或爆炸。

◇ 请勿跌落、挤压或穿刺电池。避免让电池遭受外部大的压力，从而导致电池内部短路或过热。

◇ 如果电池漏液，请勿使皮肤或眼镜接触到漏出的液体。若接触到皮肤或眼睛上，请立即用清水冲洗，并到医院进行医疗处理。

◇ 设备充电时，电源插座应安装在设备附近并应易于触及。当充电完毕或者不充电时，请断开充电器与设备的连接并从电源插座上拔掉充电器。

◇ 请勿将公交卡、银行卡等带有芯片的卡片或其它金属材料的物品与本设备一起充电，否则可能影响本设备或卡片的正常使用。

◇ 请保持设备及其配件的干燥。请勿使用微波炉或吹风机等外部加热设备对其进行干燥处理。

◇ 请勿将磁条卡（例如银行卡、电话卡等）长期接触本设备，否则可能导致磁条卡被磁场损坏。

◇ 请勿擅自拆卸或改装设备及配件，否则该设备及配件将不在本公司保修范围之内，设备发生故障时请联系客户服务中心。

◇ 眼镜腿和充电盒均内含电池，请勿自行加热、弯折、拆卸电池，以免损坏电池设备，引起爆炸起火。请避免将产品放置在阳光下暴晒，或高温或高湿环境中存储。

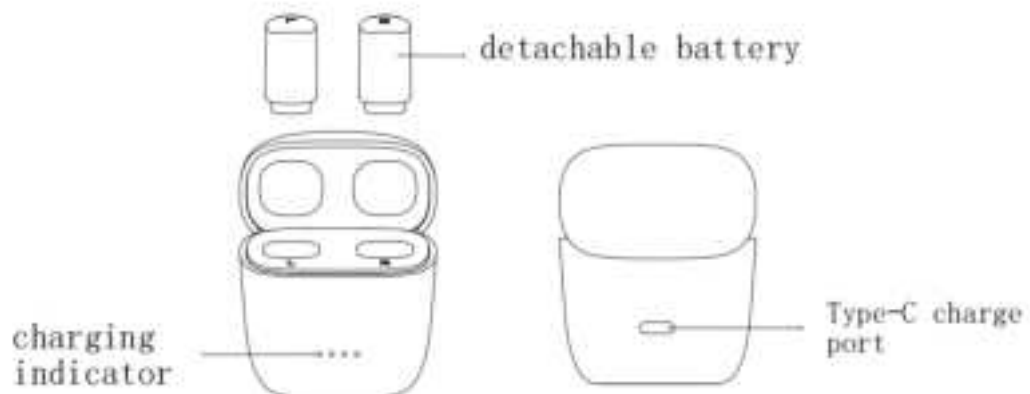
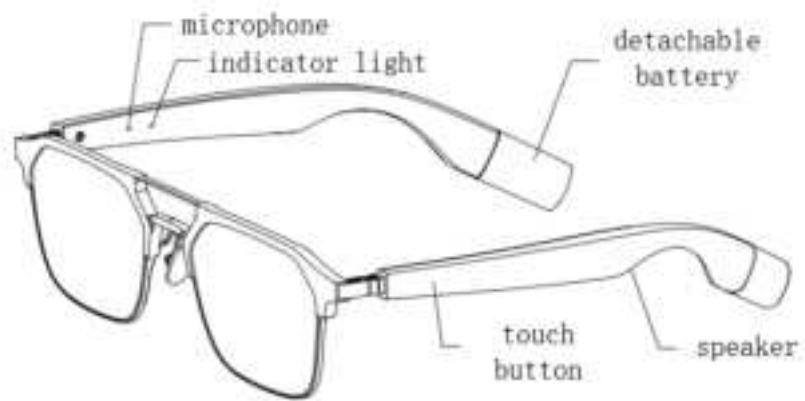
◇ 充电盒不防水。

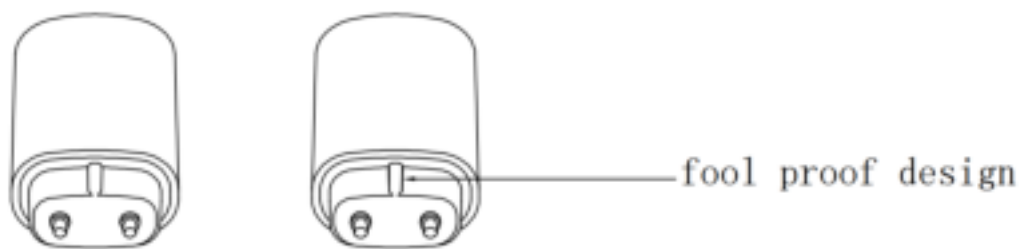
◇ 在受控实验室条件下经测试，眼镜可抗溅、抗尘。抗溅、抗尘功能并非永久有效，以上防护性能可能会随着日常使用的磨损而下降。请勿在潮湿状态下给设备充电。

◇ 请勿将本设备及其附件作为普通的生活垃圾处理。

◇ 请遵守本设备及其附件处理的本地法令，并支持回收行动。

Product diagram





Product parameter

- ◇ Bluetooth pairing name: Netac EW02
- ◇ Bluetooth version: Bluetooth V5.3
- ◇ Transmission distance: >10 meters
- ◇ Play music time: about 4 hours
- ◇ Charging input: DC 5V/1A
- ◇ Charging time: the charging time of the charging compartment battery is about 1.5 hour, the detachable battery charging time is about 1.7 hour

Instructions for the glasses

◇ **Power on**

Automatically power on after wearing the glasses

◇ **Power off**

Taking off the glasses and automatically power off after 7 seconds

◇ **Pair the left leg and the right leg of the glasses**

When the glasses are not connected to the mobile phone, double-click the left and right touch button of the glasses

◇ **Wear induction**

Taking off glasses will automatically pause music, and wearing glasses will automatically play music

◇ **Play or Pause music**

Clicking the left or right touch button of the glasses

◇ **Move previous**

Double click the left touch button of the glasses

◇ **Move next**

Double click the right touch button of the glasses

◇ **Volume up**

Long press the right touch button of the glasses

◇ **Volume down**

Long press the left touch button of the glasses

◇ **Wake up the voice assistant**

There clicks the left or right touch button of the glasses

◇ **Answer or hang up the call**

Clicking the left or right touch button of the glasses

◇ **Reject a call**

Long press the left or right touch button of the glasses 1second

◇ **Low battery warning**

When the battery power is low, the glasses will automatically broadcast a low battery warning tone until the glasses is turned off

Instructions for the battery case

◇ Putting the low-power detachable battery into the battery case, the battery case will automatically charge to the detachable battery, and the current power indicator lights is on

◇ When the detachable battery is fully charged, all power indicators lights will go out

◇ When the battery case is low-power, the leftmost power indicator light will flash

◇ When the battery case is charging, the current power indicator will flash, The lights are always on after fully charged

Safety information

Before you use the device, read the following precautions carefully to ensure optimal performance and to avoid danger or violation of laws and regulations.

- ◇ Do not heat or bend the frame temples as this may cause them to malfunction or even catch on fire.
- ◇ To prevent hearing damage, avoid using the product at a high volume for long period of time.
- ◇ Wearing this device will not protect your eyes from injury by looking directly at the sun or other strong light sources, or from physical trauma.
- ◇ Use the microfiber cloth that came with your glasses or a clean and soft cloth to clean your glasses .Do not clean your glasses with anything sharp or abrasive. Use a neutral cleanser to clean your glasses. To avoid lens damage, deformation, and discoloration, do not use abrasive cleansers or sprays, high-concentration cleaners, chemical cleaning fluid, alcohol, or acetone solvent to clean your glasses.
- ◇ If your glasses become damaged during use, it may cause injury to your face.
- ◇ Some individuals may be allergic to some of the metallic materials used in this device.

- ◇ Do not use this device in areas where the use of wireless devices is prohibited as it may interfere with other devices or present other hazards.
- ◇ In clinics and hospitals where the use of wireless devices is prohibited, please comply with the regulations and power off this device.
- ◇ Some wireless devices may interfere with implantable medical devices and other medical equipment, such as pacemakers, cochlear implants, and hearing aids. Consult the manufacturer of your medical devices for more information.
- ◇ When using this device, keep it at least 15 cm away from medical devices.
- ◇ Use this device at temperatures between 0°C and 35°C and store this device and its accessories at temperatures between -20°C and +45°C. Extreme heat or cold may damage this device.
- ◇ Keep this device and its accessories that may contain small components out of the reach of children. Otherwise, children may damage this device and its accessories by mistake, or swallow small components, which may cause choking.
- ◇ This device is not a toy, and children should only use it under adult supervision.
- ◇ Use only the accessories approved by the device manufacturer

for use with this model. The use of other accessories may void the device warranty, lead to injury, or violate the relevant regulations of the country where you are located.

- ◇ Connecting this device to non-approved or incompatible power supplies, chargers, or batteries may cause fires or explosions.
- ◇ Do not disassemble or modify this device, insert foreign objects into it, or submerge it in water or other liquids as this may cause this device to leak, overheat, catch on fire, and even explode.
- ◇ Do not drop, squeeze, or puncture this device. Avoid applying external pressure to this device as this may cause its electronic circuitry to short or overheat.
- ◇ If the battery fluid leaks, avoid touching it. If the battery fluid touches your skin or eyes, rinse it out immediately using clean water and seek medical treatment.
- ◇ When this device is being charged, ensure the power socket is close to this device and easy to reach. Disconnect the charger from this device and unplug the charger from the power socket once this device has been fully charged.
- ◇ While this device is being charged, do not place any cards with built-in chips in the card holder of the charging case. Otherwise, this device or card may not work properly.
- ◇ This device is equipped with a non-removable internal battery.

Do not attempt to replace the battery yourself as this may damage the battery or device, or even cause fires and explosions.

◇ When charging this device, do not place any cards with built-in chips in the card holder of the charging case. Otherwise, this device or the card may not work properly.

◇ Ensure that the device and its accessories are dry. Do not attempt to dry this device using an external heating device such as a microwave oven or hair dryer.

◇ Stop using this device, close all apps, and disconnect all connected devices before performing cleaning and maintenance on this device.

◇ Do not place any magnetic stripe cards (such as bank cards and telephone cards) near this device as this may cause the card to become damaged.

◇ Avoid disassembling or modifying this device and its accessories. Unauthorized disassembly and modifications may result in voiding of the factory warranty. If the device malfunctions, take your device and proof of purchase to an authorized Customer Service Center for assistance.

◇ Both the glasses frame temples and the charging case contain built-in batteries. Do not heat, bend, or remove the batteries as this may damage them, or even cause them to catch on fire or explode.

Do not place this device in environments with strong sunlight, high temperature, or high humidity.

- ◇ The charging case is not water resistant.
- ◇ This device is splash and dust resistant. Splash and dust resistance are not permanent conditions, and may decrease as a result of normal wear and tear. Do not charge this device in humid conditions.
- ◇ Do not dispose this device and its accessories as ordinary household waste.
- ◇ Respect local laws on the disposal of this device and its accessories and support recycling efforts.

FCC Statement

This device complies with part 15 of the FCC rules. Operation is subject to the following two conditions: (1) this device may not cause harmful interference, and (2) this device must accept any interference received, including interference that may cause undesired operation.

Changes or modifications not expressly approved by the party responsible for compliance could void the user's authority to operate the equipment.

NOTE: This equipment has been tested and found to comply with the limits for a Class B digital device, pursuant to part 15 of the FCC

Rules. These limits are designed to provide reasonable protection against harmful interference in a residential installation. This equipment generates uses and can radiate radio frequency energy and, if not installed and used in accordance with the instructions, may cause harmful interference to radio communications. However, there is no guarantee that interference will not occur in a particular installation. If this equipment does cause harmful interference to radio or television reception, which can be determined by turning the equipment off and on, the user is encouraged to try to correct the interference by one or more of the following measures:

- Reorient or relocate the receiving antenna.
- Increase the separation between the equipment and receiver.
- Connect the equipment into an outlet on a circuit different from that to which the receiver is connected.
- Consult the dealer or an experienced radio/TV technician for help.

The device has been evaluated to meet general RF exposure requirement. The device can be used in portable exposure condition without restriction.