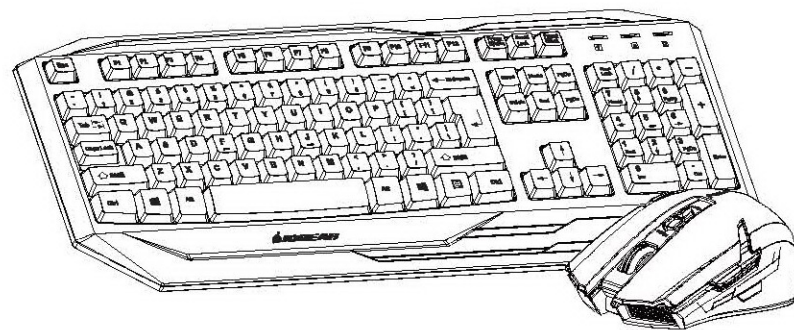


# GKM602R

2.4G Wireless Gaming keyboard and Mouse Combo

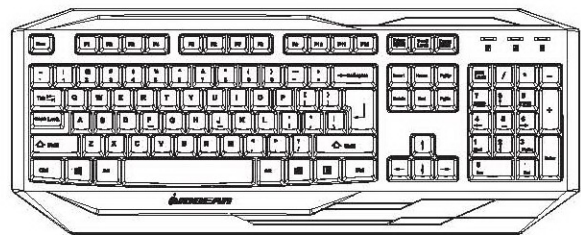
IOGEAR

## User Manual

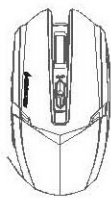


### Package content

- A 1 x Wireless Keyboard
- B 1 x Wireless Mouse
- C 1 x Nano Receiver
- D 3 x AA Battery
- E User manual



A



B



C



D

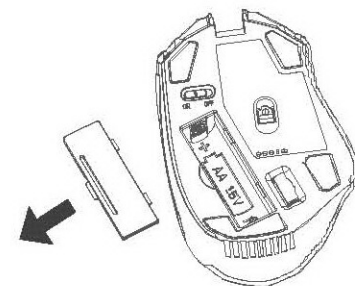


E

### Installation

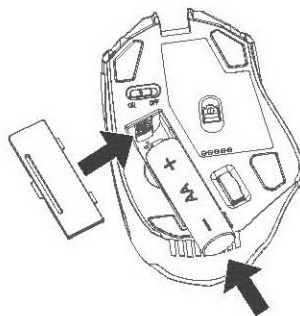
1

- 1. Please make sure the On/off button at "OFF" position and then open the mouse battery cover



2

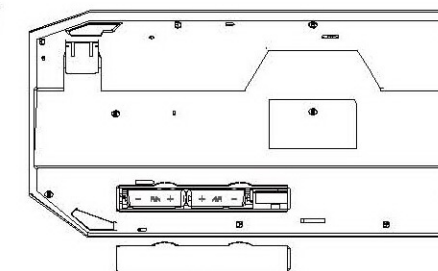
- 2. Install 1pcs AA battery and close the battery and then turn the On/off button to "ON" position



⚠ Please note the poles of the battery

3

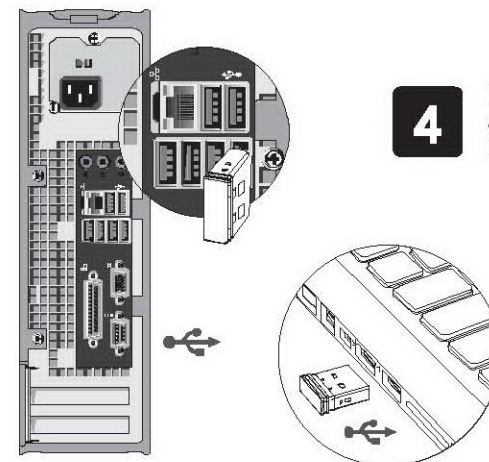
- 3. Open the keyboard battery cover and install 2pcs AA batteries and then close the battery cover



⚠ Please note the poles of the battery

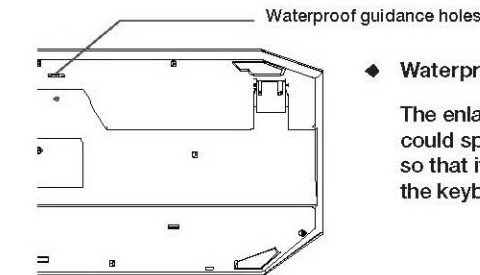
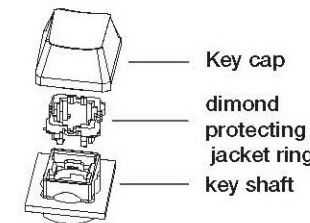
4

- 4. Plug the nano receiver into an available USB port on your laptop or desktop.



### Features

- ◆ Dimond protecting jacket ring--mechanical feeling, long life up to 50 million cycles Fuleen self-developed and patented technology. By adding the "diamond protecting jacket ring" between key shafts to reach mechanical feelings. No need to add oil, the super lower abrasion rate of the self-lubricated POM material ensure the long life of every keys.



- ◆ Waterproof design

The enlarged waterproof guidance holes could speed up the spilled liquid flow out so that it could give good protection for the keyboard from the accidental spills

- ◆ Low Power Indicator LED  
When the power is less than 1.0V, the LED will keep lighting on, please change the battery when it's lighting on

