

# TEST SETUP PHOTOS

**Report Number:** 13685813-EP1V1

## 1. SCOPE


The purpose of this document is to show test setup diagrams and photos for the following reports

Reports
13685813-E1
13685813-E2

## 2. SETUP PHOTOS

### 2.1. 2.4 (BT/BLE) TECHNOLOGIES


#### 2.1.1. ANTENNA PORT AND AC LINE CONDUCTED SETUP



**RF ANTENNA PORT CONDUCTED**



**AC LINE CONDUCTED FRONT**



**AC LINE CONDUCTED BACK**




**AC LINE CONDUCTED WITH HOST FRONT**



**AC LINE CONDUCTED WITH HOST BACK**


## 2.1.2. RADIATED RF MEASUREMENT SETUP



FCC BELOW 1GHz FRONT



FCC BELOW 1GHz BACK



ABOVE 1GHz X FRONT



ABOVE 1GHz X BACK




ABOVE 1GHz Y FRONT



ABOVE 1GHz Y BACK





**ABOVE 1GHz Z FRONT**



**ABOVE 1GHz Z BACK**



**FCC BELOW 30MHz FRONT**



**FCC BELOW 30MHz BACK**