


Test Setup Photo

Description: Front View of Conducted Emission Test Setup for Power Port




Description: Back View of Conducted Emission Test Setup for Power Port




Test Mode: Mode 1

Description: Radiated Spurious Emission Test Setup for 9kHz ~ 30MHz




Test Mode: Mode 1

Description: Radiated Spurious Emission Test Setup for 30MHz ~ 1GHz




Test Mode: Mode 1

Description: Radiated Spurious Emission Test Setup for 1GHz ~ 18GHz




Test Mode: Mode 1


Description: Radiated Spurious Emission Test Setup for 18GHz ~ 40GHz



Description: Conducted Measurement Test Setup



Description: Dynamic Frequency Selection Measurement Test Setup



Description: Contention Based Protocol Measurement Test Setup

