




**XSLATE R12 Tablet PC**  
**Model iX125R1 & iX125R2 or iX125R2**








**XSLATE R12-Series SlateMate BCS/HF RFID/Serial**  
**Model R12-PEM1**

**XSLATE R12-Series SlateMate HF RFID/Serial**  
**Model R12-PEM2**

Important Product Information  
Safety and Regulatory Compliance  
Limited Warranty

## Contents

Symbol description .....	4
Specifications .....	5
Product safety information .....	5
Mounting and installation disclaimer .....	5
Setup precautions .....	6
Basic personal safety precautions .....	6
Tablet PC precautions .....	7
High risk and dangerous activity warning .....	7
Tablet PC disposal .....	7
Cabling and power cord precautions .....	7
Battery pack disposal .....	8
Travel precautions .....	8
Component replacement precautions .....	8
Sound pressure/volume notice .....	9
Wireless devices .....	9
Comfort and health .....	9
Environmental statements .....	9
Power adapter precautions .....	10
Li-ion battery pack notice .....	10
Battery pack warnings and precautions .....	11
Regulatory and safety compliance .....	12
 Federal Communications Commission notice (USA) .....	12
Unintentional Emitter per FCC Part 15 .....	12
The Tablet PC meets the following technical standards: .....	13
Intentional Emitter per FCC Part 15 .....	14
Internal Bluetooth module notice .....	14
FCC Radiation Exposure Statement .....	15
Medical Equipment Safety .....	17
Safety and hazards .....	20
Modifications .....	21
Cables .....	21

Airline travel notice .....	21
Disabling internal wireless operations .....	21
IC notice (Canada only) .....	21
Unintentional Emitter per ICES-003 Class B .....	21
Intentional Emitter per RSS 210 .....	22
 Conformité Européne (CE) European Union.....	23
Unintentional Emitter .....	23
 CE Intentional Emitter.....	23
Radio Frequency exposure statement.....	24
Wideband Transmission System radio .....	24
Wireless notices .....	26
 Australia/New Zealand (C-Tick) statements .....	26
Internal Bluetooth Module Notice Class B Statement .....	27
 Australia/New Zealand (A-Tick) statement .....	27
Radio Frequency Wireless Communication Devices .....	28
 NOM/NYCE statement.....	28
Internal Bluetooth Module Notice Class B Statement .....	29
Radio Frequency Wireless Communication Devices .....	29
 IRAM statement.....	30
Internal Bluetooth notice .....	30
Radio Frequency Wireless Communication Devices .....	30
 ANATEL statement.....	31
Internal Bluetooth Class B notice .....	31
Radio Frequency Wireless Communication Devices .....	31
Battery notice .....	32

Trademarks.....	32
Limited Warranty.....	32
Warranty disclaimer.....	33
Warranty period.....	33
Warranty coverage .....	34
Repair or replacement.....	34
Software and data.....	34
Warranty exclusions.....	35
Limitation of liability.....	35
Software technical support .....	35
Warranty transfer to another country .....	36
Australia .....	36
Warranty period .....	36
Warranty coverage.....	37
Repair or replacement.....	37
Software and data.....	38
Warranty exclusions.....	38
Limitation of liability .....	39
Software Technical Support .....	39
What you need to do to be entitled to claim under this Limited Warranty:.....	39
How to make a claim under this Limited Warranty:.....	40

This document contains regulatory, precautionary, and recycling information for the Xplore iX125R1 & iX125R2 Tablet PC. To avoid injury, read this document and understand its contents before you use the Tablet PC. Keep this document nearby, so you can refer to it later.



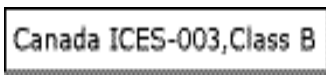






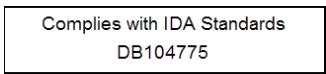
For detailed operating instructions and safety information, see






<https://support.xploretech.com/us/support/userdocs/>

The Xplore Tablet PC Model iX125R1 & iX125R2 and iX125R2 are marketed and/or known as the XSLATE R12.

## Symbol description

The following symbols may appear on the products or accessories.

	Federal Communications Commission
	Compliance with Nemko CCL for general product safety in accordance with UL 60950-1 (ITE) and CAN/CSA C22.2 No. 60950-1 (ITE)
	Canada Interference-Causing Equipment Standard #3 Class B devices
	Compliance with RED Directive 2014/53/EU for radio frequency devices
	Conformité Européenne; compliance to EMC and Low Voltage Directives of the European Union
	Product complies with 2012/19/EU
	Compliance with the Independent Communications Authority of South Africa
	Compliance with Australian and New Zealand EMC, EMR, Radio communication, and Telecommunication Standards (A-Tick symbol)
	Compliance with the Korea Certification Commission for EMC, Safety, and Telecommunications
	Infocomm Development Authority for Singapore

 	Normalizacion Y Certification Electronica A.C. (NYCE)
 	Instituto Argentino de Normalización y Certificación (IRAM)
 <small>Agência Nacional de Telecomunicações</small>	Agência Nacional de Telecomunicações (ANATEL)



## Specifications

	On	Off
Temperature	-10 °C to 55 °C / 14 °F to 131 °F	-30 °C to 70 °C / -22 °F to 158 °F
Humidity	23 °C to 60 °C / 73 °F to 140 °F, 95% Non-Condensing, 10 Days	
Air pressure	697–1060 hPa	187–1060 hPa
Power supply (ITE) Delta Electronics, SADP-65WH Rev. BB	Input: 1.5 A, 100–240 VAC, 47–63 Hz Output: 19 V DC, 3.42 A The power supply is compliant with UL 60950-1, CAN/CSA C22.2 No. 60950-1	

## Product safety information

Xplore Tablet PCs are designed to optimize safety, minimize strain, and withstand the rigors of portability. However, to further reduce the risk of injury or damage to the unit, you should observe certain precautions.

## Mounting and installation disclaimer

Xplore Technologies shall not be liable under any theory of liability (including, without limitation, contract, tort, or statutory law) for any loss, damage, personal injury, or other damage of any nature (including, without limitation, direct, special, incidental, or consequential damages) arising directly or indirectly as a result of improper or inappropriate placement, installation, or use of its products or any other application. To safely install and use Xplore products, full consideration of occupants, systems (e.g., the location of fuel lines, navigation systems, brakes lines, electrical, drive train or other systems), air-bags and other back-up, warning, or safety equipment is required. Without limiting the foregoing, Xplore specifically disclaims any responsibility for the placement, use, or installation of its products not consistent with (i) the original manufacturer's or governmental or regulatory specifications and recommendations for the environment where the products will be placed, used, or installed, (ii) Xplore written product instruction sheets, or (iii) workmanship standards.

## Setup precautions

Review the following setup precautions:

- Read the installation instructions before connecting the Tablet PC to the power supply.
- If you put the Tablet PC in a docking station, place it on a level surface so it does not fall over and damage the unit, the docking station, or other components.
- When you move the Tablet PC between environments with very different humidity and/or temperature ranges, allow sufficient time to adjust to the new humidity or temperature.
- Do not drop the Tablet PC or subject it to other mechanical shocks as this can cause cosmetic imperfections and/or system malfunctions.
- Do not apply heavy pressure to the Tablet PC or subject it to strong impact. Excessive pressure or impact can cause damage to Tablet PC components or otherwise cause malfunctions.
- Do not use the Tablet PC AC adapter for other equipment. This can generate heat or fire. In addition, do not use other AC adapters with the Tablet PC.
- When using the Tablet PC for long periods of time, rest your eyes for approximately 10 to 15 minutes every hour. Failing to rest your eyes can cause eye strain and other deterioration of eye health.

## Basic personal safety precautions

Review the following personal safety precautions:

- Do not attempt to service the Tablet PC or its components yourself. Perform only those service procedures for which Xplore provides special instructions, for example, hot-swapping a battery or installing a peripheral device.
- Turn off the Tablet PC completely to clean it, its components, or chassis, or perform operations requiring similar steps. To do this, turn off the power switch, then disconnect the AC adapter from the electrical outlet.
- Do not operate the Tablet PC near water, such as near a bathtub, kitchen sink or laundry tub, in a wet basement, by a swimming pool, or in the rain while plugged into an electrical outlet. The cases, portfolios, and other accessories currently offered by Xplore are not designed to be water-resistant or watertight. Do not submerge the tablet in water or other fluids.
- Do not connect or disconnect any cables or perform maintenance or reconfiguration of this product during an electrical storm.
- Avoid using the wireless modem, wireless LAN, or wired LAN during an electrical storm, because there is a remote risk of electric shock from lightning.
- Do not push foreign objects into air vents or other openings of the Tablet PC or accessories, such as the optional external optical disk drive bays. Doing so can short out interior components and may cause fire or electric shock.
- If the Xplore battery pack leaks and the fluid gets in your eyes, do not rub them. Instead, rinse your eyes with clean running water and immediately seek medical attention. Otherwise, eye injury may result.
- If leakage from the battery pack comes in contact with your skin or clothing, immediately wash it away with running water. Otherwise, skin inflammation can occur. Do not operate the Tablet PC or power adapter for extended periods of time with the base resting directly on exposed

skin. The surface temperature can rise during normal operation, particularly when AC power is used. Sustained contact with exposed skin can cause discomfort or burns.

## Tablet PC precautions

Review the following Tablet PC precautions:

- Certain environments may contain particles or debris that can adhere to the Tablet PC display or to the Tablet PC pen tip. To avoid damaging the display, clean it frequently with the cleaning cloth offered by Xplore or with a soft cloth. Apply window-type cleaner or water to the cloth, and then clean the tablet with the cloth. For a list of approved cleaning solutions, see <https://www.xploretech.com/us/motion-r12/specs/>
- Change pen tips regularly, especially if you work in an environment that contains particles or debris. Dropping the pen onto a rough surface may damage the pen tip or embed particles in it that can damage the Tablet PC display. For instructions about changing the pen tips, see the *User's Guide* at <https://support.xploretech.com/us/support/userdocs/>
- Store the pen in the pen bay of the Tablet PC. Carrying it in a pocket, toolbox, or similar receptacle that contains particles or debris may damage the pen tip or embed particles in it that can damage the Tablet PC display.
- For audio sound pressure statements, see [page 9](#).

## High risk and dangerous activity warning

This computer system is not intended to be used as a medical device or for use in high-risk or dangerous activities, including without limitation, the operation of nuclear facilities, aircraft navigation or communications systems, hospital or medical operations, air traffic control machines, treating, diagnosing, or monitoring patients, or for any other uses where the failure of the computer system could lead to death, personal injury, or severe environmental damage.

## Tablet PC disposal

Review the following precautions:

- Do not dispose of the Tablet PC with general waste.
- If you cannot locate a disposal site, contact your reseller or Xplore Technologies for assistance in locating a disposal site near your locale.

## Cabling and power cord precautions

Review the following cabling and power cord precautions:

- Power cord sets for use in other countries must meet the requirements of that country. Use the appropriate AC adapter and power cord for your locale. For information about power cord set requirements, contact the Xplore Reseller from whom you purchased the product, or contact Xplore Technologies if you purchased the product from Xplore Technologies.



- If no power cord was provided for your Tablet PC or an accessory, purchase a power cord that is approved for use in your country and that matches the required voltage and amperage rating.
- If you use an extension cord with your AC adapter, ensure that the total ampere rating of the products plugged into the extension cord does not exceed the ampere rating of the extension cord.
- When using your power cord, make sure to position it around objects so it will not be cut or punctured.

## Battery pack disposal

Review the following battery pack disposal precautions:

- Dispose of the lithium ion battery packs only at approved disposal sites. To locate an appropriate site, contact the solid waste disposal officials where you live or look for a rechargeable battery recycling Web site that lists disposal locations near you.
- Do not dispose of battery packs in a fire, throw them in a trash receptacle, put them in a recycling bin not intended for their disposal, or otherwise discard them in a manner that may result in there being hazardous to the environment.

## Travel precautions

Review the following travel precautions:

- When traveling, do not store the Tablet PC in an overhead compartment or other area where it could slide around, and do not check it in your baggage.
- Do not put the Tablet PC through a metal detector. You can safely put it through an X-ray security machine without harming any components.
- Be sure to charge the battery before you hand-check the Tablet PC. You may be asked to turn the Tablet PC on at a baggage checkpoint.
- Ensure that your Tablet PC is configured for air travel before you board the airplane.

## Component replacement precautions

Review the following component replacement precautions:

- Use only components sold by Xplore Technologies with your Tablet PC. Installation or use of non-Xplore components may damage the Tablet PC and/or its components and void the warranty.
- Components currently available from Xplore Technologies as user replaceable parts include an AC power adapter (rated for general use) and battery pack. These components may change from time to time. Contact Xplore Technologies for more information or if you have questions about replacing a specific component.
- Do not replace or attempt to service internal Tablet PC components such as the hard disk drive, Bluetooth card, internal antennas, memory modules, or wireless module components. Such actions can damage the Tablet PC and/or its components and void the warranty.

## Sound pressure/volume notice

Excessive sound pressure from earphones or headphones can cause hearing damage and hearing loss. Adjustments of the volume control or equalizer to settings other than the default setting can increase earphone and headphone output voltage and therefore increase the volume and sound pressure levels to levels above the healthy range.

## Wireless devices

Although Xplore sells and may recommend certain wireless Mini PCI-Express devices for the Tablet PC, these should only be installed by Xplore or a qualified Xplore repair facility. If you choose to install non-approved wireless devices yourself, you may damage the equipment and/or its internal components and void the warranty. Contact Xplore Technologies or your authorized Xplore reseller for information about recommended repair facilities and locations near you.

## Comfort and health

**HEALTH WARNING:** Using a keyboard or pointing device may be linked to serious injuries or disorders. For more information, visit the Mayo Clinic™ Web site at [www.mayoclinic.com](http://www.mayoclinic.com).

You can help prevent occasional discomfort in your hands, arms, shoulders, neck, and other parts of your body by:

- Taking frequent breaks to stretch and change your working position.
- Resting your hands and wrists frequently so they have time to recover from repetitive movements. Use a wrist pad.
- Using the touch pad on a keyboard or the Tablet PC pen, which change the way you use your hands and wrists, and can provide a break from the keyboard and mouse.

If symptoms persist or continue to occur and include pain, throbbing, aching, tingling, numbness, burning sensations, or stiffness, **DO NOT IGNORE THESE WARNING SIGNS. PROMPTLY SEE A QUALIFIED HEALTH PROFESSIONAL.**

## Environmental statements

Review the following environmental statements:

- The extraction and use of natural resources are required in the production of the equipment you purchased. The equipment may contain hazardous substances that could impact health and the environment if not disposed of using environmental disposal systems available in your region.
- To prevent the dissemination of those substances in our environment and to diminish the impact on the natural resources, we encourage you to use appropriate take-back environmental disposal systems. Those disposal systems will reuse or recycle most of the materials of your end-life equipment in compliance with current environmental conventions.
- The crossed-out wheeled bin symbol prompts you to use those environmental disposal systems.

- If you need more information about collection, disposal, reuse, and recycling systems, please contact your local or regional waste administration.
- This product follows Directive 2011/65/EC of the European Parliament and of the Council set into force in June 2011. This Directive set into force procedures regarding the restriction of the use of certain substances in electric and electrical equipment (ROHS).
- This product follows Directive 2012/19/EC of the European Parliament and of the Council set into force in July 2012. This Directive set into force procedures regarding the Waste of Electrical and Electronic Equipment (WEEE). Xplore Technologies Incorporated is a participant in the "Take Back" program established in the WEEE Directive and assumes full responsibility for the disposal take back of its products.
- This product follows Directive 2009/12/EC of the European Parliament and of the Council set into force on November 2009. This Directive established the framework for setting the eco-design requirements for energy-using products and amending Council Directives 92/42/EEC, 96/57/EC, 2000/55/EC, and 2005/32/EC of the European Parliament and of the Council.
- This product follows Commission Regulation (EC) No. 278/2009. The Regulation set forth procedures for implementing Directive 2005/32/EC of the European Parliament and of the Council regarding eco-design requirements for "No-Load" condition electric power consumption and average active efficiency of external power supplies. The Xplore power supply meets the requirements and guidelines of the Commission Regulation (EC) No. 278/2009.
- Xplore Technologies Incorporated ensures that this product does not contain any substances proposed for inclusion to be listed in the Substances of Very High Concern (SVHC) "Candidate List" (Art. 59.1 of Regulation No. 1907/2006 updated June 18, 2010) in an individual concentration of greater than or equal to 0.1% by weight.
- Also, you can contact Xplore Technologies, Inc. for more information about the environmental processes for our products.

## Power adapter precautions

- Use only the AC adapter and power cord approved for this Tablet PC or Tablet PC accessory. Use of another type of AC adapter may risk fire or explosion.
- Place the AC adapter in a ventilated area, such as on a desktop or the floor, when you use it to run the Tablet PC or to charge the battery. Do not cover the AC adapter with papers or other items that will reduce cooling; also, do not use the AC adapter while it is inside a carrying case.
- Ensure that nothing rests on the AC adapter's power cable and that the cable is not located where it can be tripped over or stepped on.
- Ensure that the outlet is near the equipment and is easily accessible.
- Disconnect power cords and cables by grasping the connector, not by pulling on the cable itself. As you pull out the connector, keep it evenly aligned to avoid bending any connector pins. Before you connect a cable, make sure both connectors are correctly aligned

## Li-ion battery pack notice

- Xplore Technologies sealed lithium ion batteries comply with all applicable shipping regulations as prescribed by industry and legal standards.

- This includes compliance with all the UN Recommendations on the Transport of Dangerous Goods; IATA (International Air Transport Agency) Dangerous Goods Regulations, 44th Edition, 2003, Special Provisions A45, and applicable U.S. DOT regulations for the safe transport of lithium ion batteries.
- Each Xplore Technologies cell or battery has been tested under provisions of the UN Manual of Tests and Criteria, Part III, Sub-section 38.3.
- Xplore Technologies product packaging containing Li-ion battery packs are labeled in accordance with the updated National Transportation Safety Board (NTSB); Pipeline Hazardous Material Safety Administration (PHMSA); International Air Transport Agency (IATA); and the International Civil Aviation Organization (ICAO) rules outlined within the Technical Instruction document references:
  1. Technical Instructions for the Safe Transport of Dangerous Goods by Air (Doc 9284).
  2. Emergency Response Guidance for Aircraft Incidents Involving Dangerous Goods (Doc 9481).

## Battery pack warnings and precautions

- The Tablet PC contains an internal lithium ion (Li-ion) battery pack. Replace the internal battery pack only with a Xplore battery or a Xplore-recommended equivalent to avoid the risk of fire or explosion resulting in personal injury.
- Do not use the battery pack in combination with other types of battery packs (such as dry-cell battery packs), except for a R12 additional battery available from Xplore Technologies, or battery packs with different capacities or brands. This can result in it being over-discharged during use or overcharged during recharging, possibly causing it to leak, overheat, emit smoke, burst, and/or ignite.
- Do not dispose of batteries in a fire. They may explode. Dispose of used batteries according to the manufacturer's instructions. The label on the battery lists the manufacturer's name. See the section [Page 9](#) for more information about battery disposal.
- Do not use or leave the battery pack near a heat source. Heat can melt the insulation and damage other safety features, possibly causing it to leak, overheat, emit smoke, burst, and/or ignite.
- Do not immerse the battery pack in water or allow it to get wet. Its protective features can be damaged; it can be charged with extremely high current and voltage, and abnormal chemical reactions may occur, possibly causing it to leak, overheat, emit smoke, burst, and/or ignite.
- Do not disassemble or modify the battery pack. If disassembled, the battery pack can leak, overheat, emit smoke, burst, and/or ignite.
- Do not connect the positive (+) and negative (-) terminals with a metal object such as wire. Short-circuiting may occur causing the battery pack to leak, overheat, emit smoke, burst, and/or ignite.
- Do not pierce the battery pack with a sharp object, strike it with a hammer, step on it, or throw it. These actions can damage or deform it, internal short-circuiting can occur, possibly causing it to leak, overheat, emit smoke, burst, and/or ignite.
- Do not use an apparently deformed or damaged battery pack, which may leak, overheat, emit smoke, burst, and/or ignite.
- Do not directly solder the battery pack. Heat can melt the insulation and damage other safety features, possibly causing it to leak, overheat, emit smoke, burst, and/or ignite.

- Store the battery pack in a location where children cannot reach it. Make sure children do not remove the battery pack from the Tablet PC or charger.
- If the battery pack leaks, gives off a bad odor, generates heat, becomes discolored or deformed, or in any way appears abnormal during use, recharging or storage, immediately remove it from the Tablet PC or charger and stop using it. If this is discovered when you first use the battery, return it to your Xplore reseller or to Xplore Technologies, if you bought it directly from Xplore.
- Do not transport the lithium ion batteries used in your Tablet PC in checked baggage. You may take up to two spare batteries in carry-on baggage in addition to the one in your Tablet PC. Transporting batteries in checked baggage or transporting more than two spare batteries in carry-on baggage violates transportation law. Remember to remove batteries from the battery charger before transporting it in carry-on or checked baggage.

## Regulatory and safety compliance

The following sections describe regulatory and safety compliance by country and by region.

Note: To determine which regulatory and safety marks apply to a specific product, component, or accessory, check the product label affixed to the product and/or its components.

## Federal Communications Commission notice (USA)

Electromagnetic Interference (EMI) is any electromagnetic disturbance that interrupts, obstructs, or otherwise degrades or limits the effective performance of electronics or electrical equipment. These emissions can potentially disrupt, degrade, or otherwise interfere with authorized electronic emissions, which may include television, AM/FM broadcasts, cellular services, radar, air-traffic control, and pagers.

The FCC Rules and Regulations have established Radio Frequency (RF) emission limits to provide an interference-free RF spectrum. Many electronic devices, including computers, generate RF energy incidental to their intended function and are, therefore, covered by these rules.

### Unintentional Emitter per FCC Part 15

The rating label on Xplore Tablet PCs, docking stations, and all accessories show which class (A or B) these devices fall into. Class B devices have an FCC logo (shown here) or FCC ID on the label. Class A devices do not have an FCC ID on the label. Once you determine the class of the device, refer to the following corresponding statement and to the FCC notices in this Safety and Regulatory Guide.

- Class A is a digital device that is marketed for use in a commercial, industrial, or business environment, exclusive of a device that is marketed for use by the general public or is intended to be used in the home.
- Class B is a digital device that is marketed for use in a residential environment notwithstanding use in commercial, business, and industrial environments. Examples of such devices include, but are not limited to, personal computers, calculators, and similar electronic devices that are marketed for use by the general public.

This device complies with Part 15 of the Federal Communications Commission (FCC) Rules. Operation is subject to the following two conditions:

- This device may not cause harmful interference.

- This device must accept any interference received, including interference that may cause undesired operation.

**Class B Equipment:** This equipment has been tested and found to comply with the limits for a Class B digital device, pursuant to part 15 of the FCC Rules. These limits are designed to provide reasonable protection against harmful interference when the equipment is operated in a residential environment. This equipment generates, uses, and can radiate radio frequency energy and, if not installed and used in accordance with the manufacturer's instruction manual, may cause interference with radio communications. However, there is no guarantee that interference will not occur in a particular installation. If this equipment does cause harmful interference to radio or television reception, which can be determined by turning the equipment off and on, you are encouraged to try to correct the interference with one or more of the following measures:

- Reorient or relocate the receiving antenna.
- Increase the separation between the equipment and the receiver.
- Connect the equipment to an outlet on a circuit different from that to which the receiver is connected.
- Consult the dealer or an experienced radio/television technician for help.

The following information is provided on the device or devices covered in this document in compliance with FCC regulations:

Xplore Tablet PC model number: iX125R1 & iX125R2

**Company name:** Xplore Technologies, Corp.

8601 Ranch Rd. 2222, Building 2

Austin, Texas 78730 Telephone: 512-637-1100

Fax: 512-637-1199

**Manufacturer name:**

Pegatron Corporation

No. 76, Ligong Street

Beitou, Taipei 112, Taiwan

Telephone: (866) 281439001

Fax: (866) 281437915

The Tablet PC meets the following technical standards:

- FCC Part 15 B Class B (Unintentional)
- FCC Part 15C (Intentional)
- FCC Part 15E (UNII)
- FCC Part 22 (WWAN)
- FCC Part 24 (WWAN)
- FCC Part 27 (WCS)
- OET 65 Supplement C (SAR)
- UL 60950-1 (Safety)

## Intentional Emitter per FCC Part 15

Embedded in your Tablet PC are various Radio Frequency (RF) wireless communication devices. It may contain one or more radio-type devices that operate in the following bands:

- 525–600 KHz band
- 13.57 MHz (SlateMate RFID)
- 704–716 MHz band
- 777–787 MHz band
- 824–849 MHz band
- 1710–1755 MHz band
- 1850–1915 MHz band
- 2400–2496 MHz band
- 3400–3800 MHz band
- 5150–5850 MHz band

All radio-type devices embedded in your Tablet PC have met all the qualifications for use under FCC regulations and guidelines.

## Internal Bluetooth module notice

**Class B Equipment:** This equipment has been tested and found to comply with the limits for a Class B digital device, pursuant to part 15 of the FCC Rules. These limits are designed to provide reasonable protection against harmful interference when the equipment is operated in a residential environment. This equipment generates, uses, and can radiate radio frequency energy and, if not installed and used in accordance with the manufacturer's instruction manual, may cause interference with radio communications. However, there is no guarantee that interference will not occur in a particular installation. If this equipment does cause harmful interference to radio or television reception, which can be determined by turning the equipment off and on, you are encouraged to try to correct the interference with one or more of the following measures:

- Reorient or relocate the receiving antenna.
- Increase the separation between the equipment and the receiver.
- Connect the equipment to an outlet on a circuit different from that to which the receiver is connected.
- Consult the dealer or a radio/television technician for help.

This device complies with Part 15 of the Federal Communications Commission (FCC) Rules. Operation is subject to the following two conditions:

- This device may not cause harmful interference.
- This device must accept any interference received, including interference that may cause undesired operation.

**FCC CAUTION:** Any changes or modification not expressly approved by the party responsible for compliance could void the user's authority to operate this equipment.

**WARNING:** Do not attempt to service the wireless communication device built into the Tablet PC yourself. Such action may void the warranty on the Tablet PC. Contact your Xplore Reseller or Xplore Technologies for information about servicing your wireless communication device.

Note: The Radio Frequency (RF) emitter installed in your Tablet PC must not be located or operated in conjunction with any other antenna or transmitter. The 802.11 (WLAN) and 3G/4G mobile broadband (WWAN) transmitters cannot function or transmit at the same time. Before selecting the radio (WLAN or WWAN) to be used, the user must disable the radio that will not be used. In addition, the 3G/4G mobile broadband (WWAN) Xplore Connection Manager will alert the operator to disable WLAN functionality before allowing connection to the 3G/4G network.

## FCC Radiation Exposure Statement

This equipment complies with FCC radiation exposure limits set forth for an uncontrolled environment.

- The FCC requires indoor use for the 5.15–5.25 GHz band to reduce the potential for harmful interference to co-channel Mobile Satellite Systems. Therefore, it will only transmit on the 5.25–5.35 GHz, 5.47–5.725 GHz and 5.725–5.850 GHz band when associated with an access point (AP).

**FCC CAUTION:** This device was tested for SAR (Specific Absorption Rate) in a body-worn and portable configuration. The device was found to comply with the FCC requirements for RF exposure when used in the docking station, held in the hand, or placed on the lap when tested with a separation distance of 0mm.

Internal radio(s) may have an individual FCC Identifier that does not apply to this configuration. Only the FCC ID (Identifier) shown on the label(s) located inside the battery bay of the R12 (Models: iX125R1 & iX125R2 & iX125R2) Tablet PC is applicable to this internal radio configuration. The R12 (Models: iX125R1 & iX125R2 & iX125R2) Tablet PC must not be co-located or operating in conjunction with any other antenna or transmitter than specified in the certification of the FCC Identifier(s) shown on the label.

## Antenna/Radio information

Frequency	2.4GHz	5.15-5.25GHz	5.25-5.35GHz	5.47-5.65GHz	5.65-5.725GHz
Bandwidth (MHz)	20/40	20/40/80	20/40/80	20/40/80	20/40/80
Modulation	CCK/OFDM	OFDM	OFDM	OFDM	OFDM
Max Output Power (dBm)	23.86	17.28	18.17	18.42	18.80

Frequency	5.725-5.85GHz	699-716MHz	777-787MHz	814-849MHz	1710-1755MHz
Bandwidth (MHz)	20/40/80	1.4/3/5/10	5/10	1.4/3/5/10/15	1.4/3/5/10/15/20
Modulation	OFDM	OFDM	OFDM	OFDM	OFDM
Max Output Power (dBm)	22.97	24.48	24.48	24.48	26.31



Frequency	1850-1915MHz	2305-2315MHz
Bandwidth (MHz)	1.4/3/5/10/15	5/10
Modulation	OFDM	OFDM
Max Output Power (dBm)	26.31	23.21

**Antenna Peak Gain Table:**

	Tx1 antenna			Tx2 Antenna		
Frequency (MHz)	Horizontal (dBi)	Vertical (dBi)	H+V. (Peak.)	Horizontal (dBi)	Vertical (dBi)	H+V. (Peak.)
2400	-0.50	-0.97	-0.42	-2.32	-4.52	-1.21
2450	-0.78	-1.38	-0.48	-2.81	-5.26	-1.97
2500	-0.43	-1.15	-0.16	-2.56	-4.52	-1.84
5150	-0.89	-1.09	-0.77	-3.43	-4.98	-2.73
5250	-0.89	-1.31	-0.72	-3.77	-6.10	-2.99
5350	-0.44	-5.93	0.17	-0.13	-3.03	0.43
5470	-0.84	-5.56	0.42	-1.43	-2.54	-0.77
5600	-1.02	-5.51	-0.03	-2.35	-2.36	-0.60
5725	-0.19	-4.95	0.80	-2.38	-1.59	-0.34
5785	-2.71	-5.30	-1.03	-2.72	-1.18	0.18
5850	-1.98	-5.87	-1.18	-2.43	-2.42	-0.63

Country/Geo	Output Power (dBm)						Unit
	2.4 GHz	5.15 – 5.25 GHz	5.25 – 5.35 GHz	5.47 – 5.65 GHz	5.65 – 5.725 GHz	5.725 – 5.85 GHz	
EU Countries EIRP	20	23	23	23 <sup>3</sup>	23 <sup>3</sup>	14 SRD	dBm
> EU Countries Cond. <sup>1</sup>	17	18	18	18	18	9 SRD	dBm
United States <sup>2</sup> Cond.	1000	250	250	250	250	1000	mW
> United States <sup>2</sup> Cond.	30	24	24	24	24	30	dBm
Canada <sup>2</sup> Cond.	1000	200 EIRP	250	250	250	1000	mW
Canada <sup>2</sup> Cond.	30	23 EIRP	24	24	24	30	dBm
India	30	23 EIRP	23 EIRP	N/A	N/A	23 EIRP	dBm
China Cond.		18	18	24	24	27	dBm
China EIRP	20	23	23	30	30	33	dBm
Worst Case Cond. mW <sup>2</sup>	100	50	200	250	250	100	mW
Worst Case Cond. dBm <sup>1</sup>	17	18	18	18	18	18	dBm

**NOTES:** Reference antenna gain: Max. Antenna Gain 3 dBi for 2.4 GHz and 5 dBi for 5 GHz

1. Assuming Max. Antenna Gain 3 dBi for 2.4 GHz and 5 dBi for 5 GHz
2. Allowance of up to a 6 dBi antenna allowed, if antenna is > 6 dBi output power must be reduced by 1 dB per dBi of antenna gain.
3. As DFS Slave Device (30 dBm for Master).

## Medical Equipment Safety

- This portable equipment and mobile RF communications equipment can affect medical electrical equipment.
- This medical electrical equipment needs special precautions regarding EMC and needs to be installed and put into service per the EMC information provided in the accompanying documents.
- This ME equipment or ME system should not be used adjacent to or stacked with other equipment and that if adjacent or stacked use is necessary, the ME equipment or ME system should be observed to verify normal operation in the configuration in which it will be used.

The use of accessories, transducers, and cables other than those specified, except for transducers and cables sold by the manufacturer of the equipment or system as replacement parts for internal components, may result in increased emissions or decreased immunity of the ME equipment or ME system.

**Table 1-1:** Guidance and manufacturer's declaration – electromagnetic emissions – for all ME equipment and ME

Guidance and manufacturer's declaration – electromagnetic emissions
The XSlate R12 Rugged Tablet PC is intended for use in the electromagnetic environment specified below. The customer or the user of the XSlate R12 Rugged Tablet PC should assure that it is used in such an environment.

Emissions test	Compliance	Electromagnetic environment – guidance
RF emissions (CISPR 11)	Group 1	The XSlate R12 Rugged Tablet PC uses RF energy only for its internal function. Therefore, its RF emissions are very low and are not likely to cause any interference in nearby electronic equipment.
RF emissions (CISPR 11)	Class B	
Harmonic emissions (IEC 61000-3-2)	Class A	
Voltage fluctuations/ flicker emissions (IEC 61000-3-3)	Complies	The XSlate R12 Rugged Tablet PC is suitable for use in all establishments, including domestic establishments and those directly connected to the public low-voltage power supply network that supplies buildings used for domestic purposes.
Notes: None		

**Table 1-2: Guidance and manufacturer's declaration – electromagnetic immunity – For all ME equipment and ME systems**

The XSlate R12 Rugged Tablet PC is intended for use in the electromagnetic environment specified below. The customer or the user of the XSlate R12 Rugged Tablet PC should assure that it is used in such an environment.			
Immunity test	Test level	Compliance level	Electromagnetic environment – guidance
Electrostatic discharge (ESD) (IEC 61000-4-2)	±6 kV contact ±8 kV air	±6 kV contact ±8 kV air	Floors should be wood, concrete or ceramic tile. If floors are covered with synthetic material, the relative humidity should be at least 30 %.
Electrical fast transient/burst (IEC 61000-4-4)	±2 kV for power supply lines ±1 kV for input/output lines	±2 kV for power supply lines ±1 kV for input/output lines	Mains power quality should be that of a typical commercial or hospital environment.
Surge (IEC 61000-4-5)	±1 kV differential mode ±2 kV common mode	±1 kV differential mode ±2 kV common mode	Mains power quality should be that of a typical commercial or hospital environment.
Voltage dips, short interruptions and voltage variations on power supply input lines (IEC 61000-4-11)	<5 % UT (>95 % dip in UT) for 0,5 cycle	<5 % UT (>95 % dip in UT) for 0,5 cycle	Mains power quality should be that of a typical commercial or hospital environment. If the user of the XSlate R12 Rugged Tablet PC requires continued operation during power mains interruptions, it is recommended that the XSlate R12 Rugged Tablet PC be powered from an uninterruptible power supply or a battery.
	40 % UT (60 % dip in UT) for 5 cycles	40 % UT (60 % dip in UT) for 5 cycles	
	70 % UT (30 % dip in UT) for 25 cycles	70 % UT (30 % dip in UT) for 25 cycles	
	<5 % UT (>95 % dip in UT) for 5 sec	<5 % UT (>95 % dip in UT) for 5 sec	
Power frequency (50/60 Hz) magnetic field (IEC 61000-4-8)	3 A/m	3 A/m	Power frequency magnetic fields should be at levels characteristic of a typical location in a typical commercial or hospital environment.
Notes: None			

**Table 0-3: Guidance and manufacturer's declaration – electromagnetic immunity – for ME equipment and ME systems that are not Life-Supporting**

The XSLate R12 Rugged Tablet PC is intended for use in the electromagnetic environment specified below. The customer or the user of the XSLate R12 Rugged Tablet PC should assure that it is used in such an environment.

Immunity test	Test level	Compliance level	Electromagnetic environment – guidance
			Portable and mobile RF communications equipment should be used no closer to any part of the XSLate R12 Rugged Tablet PC including cables, than the recommended separation distance calculated from the equation applicable to the frequency of the transmitter.  Recommended separation distance
Conducted RF (IEC 61000-4-6)	3 Vrms 150 kHz to 80 MHz	3 Vrms 150 kHz to 80 MHz	$d = \left[ \frac{3.5}{V_1} \right] \sqrt{P}$
Radiated RF (IEC 61000-4-3)	3 V/m 80 MHz to 2.5 GHz	3 V/m 80 MHz to 2.5 GHz	$d = \left[ \frac{3.5}{E_1} \right] \sqrt{P}$ 80 MHz to 800 MHz $d = \left[ \frac{7}{E_1} \right] \sqrt{P}$ 800 MHz to 2.5 GHz where $P$ is the maximum output power rating of the transmitter in watts (W) according to the transmitter manufacturer and $d$ is the recommended separation distance in metres (m).  Field strengths from fixed RF transmitters, as determined by an electromagnetic site survey, <sup>(a)</sup> should be less than the compliance level in each frequency range. <sup>(b)</sup> Interference may occur in the vicinity of equipment marked with the following symbol:



Notes: NOTE 1 At 80 MHz and 800 MHz, the higher frequency range applies.

NOTE 2 These guidelines may not apply in all situations. Electromagnetic propagation is affected by absorption and reflection from structures, objects and people.

<sup>(a)</sup> Field strengths from fixed transmitters, such as base stations for radio (cellular/cordless) telephones and land mobile radios, amateur radio, AM and FM radio broadcast and TV broadcast cannot be predicted theoretically with accuracy. To assess the electromagnetic environment due to fixed RF transmitters, an electromagnetic site survey should be considered. If the measured field strength in the location in which the XSLate R12 Rugged Tablet PC is used exceeds the applicable RF compliance level above, the XSLate R12 Rugged Tablet PC should be observed to verify normal operation. If abnormal performance is observed, additional measures may be necessary, such as reorienting or relocating the XSLate R12 Rugged Tablet PC.

<sup>(b)</sup> Over the frequency range 150 kHz to 80 MHz, field strengths should be less than 3 V/m.

**Table 1-4:** Recommended separation distances between portable and mobile RF communications equipment and the ME equipment or ME system – for ME equipment and ME systems that are not life-supporting

The XSlate R12 Rugged Tablet PC is intended for use in an electromagnetic environment in which radiated RF disturbances are controlled. The customer or the user of the XSlate R12 Rugged Tablet PC can help prevent electromagnetic interference by maintaining a minimum distance between portable and mobile RF communications equipment (transmitters) and the XSlate R12 Rugged Tablet PC as recommended below, according to the maximum output power of the communications equipment.

Rated maximum output power of transmitter (W)	Separation distance according to frequency of transmitter (m)		
	150 kHz to 80 MHz outside ISM bands $d = \left[ \frac{3.5}{V_1} \right] \sqrt{P}$	80 MHz to 800 MHz $d = \left[ \frac{3.5}{E_1} \right] \sqrt{P}$	800 MHz to 2.5 GHz $d = \left[ \frac{7}{E_1} \right] \sqrt{P}$
0.01	0.117	0.117	0.233
0.1	0.369	0.369	0.738
1	1.167	1.167	2.333
10	3.689	3.689	7.379
100	11.667	11.667	23.333

Notes: For transmitters rated at a maximum output power not listed above, the recommended separation distance  $d$  in metres (m) can be estimated using the equation applicable to the frequency of the transmitter, where  $P$  is the maximum output power rating of the transmitter in watts (W) according to the transmitter manufacturer.

NOTE 1 At 80 MHz and 800 MHz, the separation distance for the higher frequency range applies.

NOTE 2 These guidelines may not apply in all situations. Electromagnetic propagation is affected by absorption and reflection from structures, objects and people.

## Safety and hazards

Do not operate your EM7455 or EM7511 modules:

- In areas where blasting is in progress
- Where explosive atmospheres may be present including refueling points, fuel depots, and chemical plants
- Near medical equipment, life support equipment, or any equipment which may be susceptible to any form of radio interference. In such areas, the EM7455/EM7511 modules **MUST BE POWERED OFF**. Otherwise, the EM7455/EM7511 modules can transmit signals that could interfere with this equipment.

In an aircraft, the EM7455/EM7511 modules **MUST BE POWERED OFF**. Otherwise, the EM7455/EM7511 modules can transmit signals that could interfere with various onboard systems and may be dangerous to the operation of the aircraft or disrupt the cellular network. Use of a cellular

phone in an aircraft is illegal in some jurisdictions. Failure to observe this instruction may lead to suspension or denial of cellular telephone services to the offender, or legal action or both.

Some airlines may permit the use of cellular phones while the aircraft is on the ground and the door is open. The EM7455/EM7511 modules may be used normally at this time.

**This device contains FCC ID: Q2GEM7455 or Q2GEM75U**

**Contains transmitter module IC: 4596A-EM7455 or 4596A-EM75U**

**This device contains FCC ID: PD9826oNG**

**Contains transmitter module IC: 1000M-826oNGW**

## Modifications

Any changes or modification not expressly approved by the party responsible for compliance could void the user's authority to operate this equipment. The FCC requires that you be notified that any changes or modifications made to this device that are not expressly approved by Xplore Technologies, Inc. may void your authority to operate the equipment.

## Cables

Connections to this Tablet PC must be made only with shielded cables. This reduces possible interference with radio communications and complies with FCC Rules and Regulations for this EMC classification.

## Airline travel notice

The FAA requires that you suspend wireless operations before boarding an airplane. These include both internal and external wireless devices.

### Disabling internal wireless operations

Important: Use Xplore Dashboard to disable internal Tablet PC wireless operations. (**Start > All Programs > Xplore Technologies > Xplore Dashboard**) Tap **Wireless**, then disable any wireless adapters such as Wi-Fi (802.11), Bluetooth, and mobile broadband (WWAN).

To disable external wireless devices installed in the Tablet PC ExpressCard slot or attached to the Tablet PC, eject the card or unplug the external device. To disable external devices through software, see the instructions that came with the device or contact the device manufacturer.

## IC notice (Canada only)

### Unintentional Emitter per ICES-003 Class B

Xplore Technologies Tablet PCs are classified by the Industry Canada (IC) Interference-causing Equipment Standard #3 (ICES-003) Issue 3 as a Class B digital device. This classification is located on the label on the bottom of your Tablet PC.

The Tablet PC meets the following technical standards:

- IEES-003 Class B
- RSS-210
- RSS-102
- RSS-132
- RSS-133
- CSA CAN C22.2 No. 60950-1

Look for a statement on the label similar to the following:

Canada ICES-003, Class/Classe B

This Class B (or Class A, if so indicated on the registration label) digital apparatus meets the requirements of the Canadian Interference-Causing Equipment Regulations.

Cet appareil numérique de la Classe B (ou Classe A, si ainsi indiqué sur l'étiquette d'enregistrement) respecte toutes les exigences du Règlement sur le Matériel Brouilleur du Canada.

## Intentional Emitter per RSS 210

Embedded in your Tablet PC are various Radio Frequency (RF) wireless communication devices. It may contain one or more radio-type devices that operate in the following bands:

- 525–600 KHz band
- 13.57 MHz (SlateMate RFID)
- 824–960 MHz band
- 1710–2170 MHz band
- 1850–1990 MHz band
- 2400–2496 MHz band
- 3400–3800 MHz band
- 5150–5850 MHz band

All radio-type devices embedded in your Tablet PC comply with RSS 210 and RSS-102 standards of Industry Canada. Operation of this wireless communication device is subject to the following two conditions:

- This device may not cause harmful interference.
- This device must accept any interference received, including interference that may cause undesired operation.

The device could automatically discontinue transmission in case of absence of information to transmit or operational failure. Note that this is not intended to prohibit transmission of control or signaling information or the use of repetitive codes where required by the technology.

The device for the band 5150–5250 MHz is for indoor-only usage to reduce potential for harmful interference to co-channel mobile satellite systems; the maximum antenna gain permitted (for devices in the bands 5250–5350 MHz and 5470–5725 MHz) to comply with the e.i.r.p. limit; and the maximum antenna gain permitted (for devices in the band 5725–5850 MHz) to comply with the e.i.r.p. limits specified for point-to-point and non point-to-point operation as appropriate, as stated in section A9.2(3).

In addition, High-power radars are allocated as primary users (meaning they have priority) of the band 5250–5350 MHz and this radar could cause interference and/or damage to LE-LAN devices.

The Country Code selection feature is disabled for products marketed in the USA and Canada.

L'utilisation de ce dispositif est autorisée seulement aux conditions suivantes: (1) il ne doit pas produire de brouillage et (2) l'utilisateur du dispositif doit être prêt à accepter tout brouillage radioélectrique reçu, même si ce brouillage est susceptible de compromettre le fonctionnement du dispositif.

The term "IC" before the equipment certification number only signifies that the Industry Canada technical specifications were met.

This equipment complies with Industry Canada Radio Frequency Electromagnetic Signal (RF) exposure limits set forth for an uncontrolled environment of portable transmission when tested with a 100 mm separation distance..

## Conformité Européenne (CE) European Union

### Unintentional Emitter

The (Conformité Européenne) symbol found on the Tablet PC indicates compliance to the EMC Directive and the Low Voltage Directive of the European Union. This means that the Tablet PC meets the following technical standards:

- EN 55022 (CISPR22) – Limits and Methods of Measurement of Radio Interference Characteristics of Information Technology Equipment.
- EN 55024 (CISPR24) (IEC 61000 4-2, 4-3, 4-3, 4-5, 4-6, 4-8, 4-11) – Information Technology Equipment-Immunity Characteristics – Limits and Methods of Measurement.
- EN 61000 3-2 (IEC 61000 3-2) – Electromagnetic compatibility (EMC) – Part 3: Limits – Section 2: Limitations for harmonic current emissions (Equipment input current up to and including 16 A per phase).
- EN 61000 3-3 (IEC 61000 3-3) – Electromagnetic compatibility (EMC) – Part 3: Limits – Section 3: Limitations of voltage fluctuations and flicker in low-voltage supply systems for equipment with rated current up to and including 16 A.

## CE Intentional Emitter

The CE mark shown here is a device ID that means the product complies with the essential requirements of the RED Directive 2014/53/EU with essential test suites.

Embedded in your Tablet PC are various Radio Frequency (RF) wireless communication devices. It may contain one or more radio-type devices that operate in the following bands:

- 525–600 KHz band
- 13.57 MHz (SlateMate RFID)
- 832–862 MHz band



- 880–915 MHz band
- 1710–1785 MHz band
- 1920–1980 MHz band
- 2500–2570 MHz
- 2400–2496 MHz band
- 3400–3800 MHz band
- 5150–5850 MHz band

All radio-type devices (Except EM7511) embedded in your Tablet PC comply with standards:

- EN60950-1 (IEC 60950-1:2006 +A11:2009) – Safety of Information Technology Equipment.
- ETSI EN300 328-2 – Electromagnetic compatibility and radio spectrum matters (ERM).
- ETSI EN301 893 – 5 GHz High performance of RLA; Harmonized EN covering essential requirements of article 3.2 of the R&TTE Directive.
- ETSI EN301-489-1 / 17 – Electromagnetic compatibility (EMC) standard for radio equipment and services.
- ETSI EN 62311 – Generic standard to demonstrate the compliance of electronic and electrical apparatus with the basic restrictions related to human exposure to electromagnetic fields {0Hz–300 GHz}.
- ETSI EN 301-511 — Harmonized EN for Mobile Stations in the GSM 900 and GSM 1800 Bands Covering Essential Requirements Under Article 3.2 of the R&TTE Directive (1999/5/EC).
- ETSI EN 301-908-1 — Electromagnetic compatibility and Radio spectrum Matters (ERM); Base Stations (BS), Repeaters and User Equipment (UE) for IMT-2000 Third-Generation cellular networks; Part 1: Harmonized EN for IMT-2000, introduction and common requirements, covering essential requirements of article 3.2 of the R&TTE Directive.
- ETSI EN301-489-7 -EMC standard for Radio Spectrum Matters (ERM) for radio equipment and services part 7; specific conditions for mobile and portable radio and ancillary equipment of digital cellular radio telecommunications systems {GSM and DCS}.
- ETSI EN301-489-24 – EMC standard for Radio Spectrum Matters (ERM) for radio equipment and services part 24; specific conditions for IMT-2000 CDMA Direct Spread (UTRA) for mobile and portable (UE) radio and ancillary equipment.

## Radio Frequency exposure statement

If your Tablet PC is configured with a 3G/4G mobile broadband (WWAN) module, your Tablet PC was tested for Specific Absorption Rate (SAR) in a body-worn or portable configuration. All users of this product will not be exposed to harmful radio frequencies.

## Wideband Transmission System radio

Wideband Transmission Systems operating in frequency bands of 5150–5350 MHz in all EU Member States, including candidate countries, respectively, are restricted to indoor use only.

The Wideband transmission system radio in your Tablet PC contains a custom antenna that complies with the following directives:

**English**

Hereby, Xplore Technologies, Incorporated declares that the iX125R1 follows the essential requirements and other relevant provisions of Directive 1999/5/EC.

**German**

Hiermit, Xplore Technologies, Incorporated erklärt, dass die iX125R1 in Übereinstimmung mit den grundlegenden Anforderungen und den übrigen einschlägigen Bestimmungen der Richtlinie 1999/5/EG befindet.

**French**

Par la présente, Xplore Technologies, Incorporated déclare que la iX125R1 est en conformité avec les exigences essentielles et autres dispositions pertinentes de la directive européenne 1999/5/CE.

**Czech**

Tímto, Xplore Technologies, Incorporated prohlašuje, že iX125R1 je ve shodě se základními požadavky a dalšími příslušnými ustanoveními směrnice 1999/5/ES.

**Danish**

Hermed, Xplore Technologies, Incorporated erklærer, at iX125R1 er i overensstemmelse med de væsentlige krav og øvrige relevante bestemmelser i direktiv 1999/5/EF.

**Estonian**

Käesolevaga, Xplore Technologies, Incorporated deklareerib, et iX125R1 vastavust põhinõuetele ja teistele asjakohastele direktiivi 1999/5/EÜ säteteid.

**Spanish**

Por la presente, Xplore Technologies, Incorporated declara que el iX125R1 cumple con los requisitos esenciales y otras disposiciones pertinentes de la Directiva 1999/5/CE.

**Greek**

ΜΕ ΤΗΝ ΠΑΡΟΥΣΑ Xplore Technologies Incorporated ΔΗΛΩΝΕΙ ΟΤΙ iX125R1 ΣΥΜΜΟΡΦΩΝΕΤΑΙ ΠΡΟΣ ΤΙΣ ΟΥΣΙΩΔΕΙΣ ΑΠΑΙΤΗΣΕΙΣ ΚΑΙ ΤΙΣ ΛΟΙΠΕΣ ΣΧΕΤΙΚΕΣ ΔΙΑΤΑΞΕΙΣ ΤΗΣ ΟΔΗΓΙΑΣ 1999/5/EK.

**Italian**

Con la presente, Xplore Technologies, Incorporated dichiara che il iX125R1 è conforme ai requisiti essenziali ed alle altre disposizioni pertinenti della direttiva 1999/5/CE. Per uso riservato, un'autorizzazione generale è richiesta se WAS/RLAN sono usati fuori dei propri locali. Per uso pubblico, un'autorizzazione generale è richiesta.

**Latvian**

Ar šo, Xplore Technologies, Incorporated paziņo, ka iX125R1 ir saskaņā ar pamatprasībām un citiem attiecīgiem Direktīvas 1999/5/EK.

**Lithuanian**

Nusprendžia, Xplore Technologies, Incorporated pareiškia, kad iX125R1 atitinka esminius reikalavimus ir kitas atitinkamas nuostatas del Direktyvoje 1999/5/EB.

**Netherlands**

Hierbij Xplore Technologies, Incorporated verklaart dat het iX125R1 in overeenstemming is met de essentiële eisen en andere relevante bepalingen van richtlijn 1999/5/EG.

**Maltese**

Hawnhekk, Xplore Technologies, Incorporated jiddikjara li l-iX125R1 hija f'konformità mar-rekwiziti essenzjali u dispozizzjonijiet rilevanti oħra tad-Direttiva 1999/5/KE.

**Hungarian**

Ezúton, Xplore Technologies, Incorporated kijelenti, hogy a iX125R1 megfelel az alapvető követelményeknek és más vonatkozó 1999/5/EK irányelv rendelkezéseit.

**Polish**

Niniejszym Xplore Technologies, Incorporated oświadcza, że iX125R1 jest zgodny z zasadniczymi wymaganiami oraz pozostałymi stosownymi postanowieniami Dyrektywy 1999/5/WE.

**Portuguese**

Nisto, Xplore Technologies, Incorporated declara que o iX125R1 está em conformidade com os requisitos essenciais e outras disposições relevantes da Directiva 1999/5/CE.

**Slovenian**

S tem, Xplore Technologies, Incorporated izjavlja, da iX125R1 skladen z bistvenimi zahtevami in ostalimi relevantnimi določili direktive 1999/5/ES.

**Slovak**

Týmto, Xplore Technologies, Incorporated vyhlasuje, že iX125R1 je v zhode so základnými požiadavkami a ďalšími príslušnými ustanoveniami smernice 1999/5/ES.

**Finnish**

Täten, Xplore Technologies, Incorporated vakuuttaa, että iX125R1 on noudattaa olennaisten vaatimusten ja muiden direktiivin 1999/5/EY.

**Swedish**

Härmed Xplore Technologies, Incorporated förklarar att iX125R1 står i överensstämmelse med de väsentliga egenskapskrav och övriga relevanta bestämmelser i direktiv 1999/5/EG.

**Icelandic**

Hér með, Xplore Technologies, Incorporated segir að iX125R1 er í samræmi við nauðsynleg skilyrði og önnur ákvæði tilskipunar 1999/5/EB.

**Norwegian**

Herved Xplore Technologies, Incorporated erklærer at iX125R1 er i samsvar med de grunnleggende krav og øvrige relevante krav i direktiv 1999/5/EF.

## Wireless notices

In some environments, the use of wireless devices (both internal and external) may be restricted. Such restrictions may apply aboard airplanes, in hospitals, near explosives, in hazardous locations, etc. If you are uncertain of the policy that applies to the use of this device, please ask for authorization to use it prior to turning it on. For instructions for disabling internal wireless devices, see [Page16](#).



## Australia/New Zealand (C-Tick) statements

All Xplore Tablet PCs and Xplore Tablet PC systems comply with the Australia/New Zealand Regulatory Authorities.

Embedded in your Tablet PC may be one or more radio-type devices such as the display digitizer that operates in the 525–600 KHz band, a Wi-Fi device that operates in the 2.4 or 5.4 GHz Band, a Bluetooth device that operates in the 2.4 GHz band, and an optional mobile broadband (WWAN) device that

operates in the bands of 850 MHz, 1900 MHz, and 2100 MHz. All radio-type devices embedded in your Tablet PC comply with standards:

- EN60950-1 (IEC60950-1:2006+A11:2009) – Safety of Information Technology Equipment.
- AS/NZS 2064 Class B (EN55011/CISPR11) – Limits and Methods of Measurement of Radio Interference characteristics of Industrial Scientific, and Medical (ISM) Radio Frequency Equipment.
- AS/NZS 3548 Class B (EN55032/CISPR32) – Limits and Methods of Measurement of Radio Interference characteristics of Information Technology Equipment
- AS/NZS 4251.2 (EN55024/CISPR24) – Limits and Methods of Measurement of Immunity characteristics of Information Technology Equipment.
- AS/NZS 4268 (EN300-328-2) – Electromagnetic Compatibility and Radio Spectrum Matters (ERM).

## Internal Bluetooth Module Notice Class B Statement

**Class B Equipment:** This equipment has been tested and found to comply with the limits for a Class B digital device, pursuant to the ACMA rules. These limits are designed to provide reasonable protection against harmful interference when the equipment is operated in a residential environment. This equipment generates, uses, and can radiate radio frequency energy and, if not installed and used in accordance with the manufacturer's instruction manual, may cause interference with radio communications. However, there is no guarantee that interference will not occur in a particular installation. If this equipment does cause harmful interference to radio or television reception, which can be determined by turning the equipment off and on, you are encouraged to try to correct the interference with one or more of the following measures:

- Reorient or relocate the receiving antenna.
- Increase the separation between the equipment and the receiver.
- Connect the equipment to an outlet on a circuit different from that to which the receiver is connected.
- Consult the dealer or an experienced radio/television technician for help.

This device complies with all the essential ACMA rules for Information Technology Equipment.

Operation is subject to the following two conditions:

- This device may not cause harmful interference.
- This device must accept any interference received, including interference that may cause undesired operation.



## Australia/New Zealand (A-Tick) statement

A wireless 3G/4G mobile broadband (WWAN) communication device may be included in your Tablet PC. The 3G/4G device has been tested and is compliant with the Australian A-Tick standards. Xplore Technologies' ACMA Supplier Code is N15820. The device is compliant with the following standards:

- GSM/EDGE AS/ACIF So42.1 – Requirements for connection to an air interface of a Telecommunications Network Part 1. General.

- GSM/EDGE AS/ACIF So42.3 – Requirements for connection to an air interface of a Telecommunications Network Part 3. GSM.
- WCDMA/HSDPA AS/ACIF So42.1 – Requirements for connection to an air interface of a Telecommunications Network Part 1. General.
- WCDMA/HSDPA AS/ACIF So42.3 – Requirements for connection to an air interface of a Telecommunications Network Part 3. GSM.

Japan (VCCI): Voluntary Control Council for Interference

Class B ITE

この装置は、クラス B 情報技術装置です。この装置は、家庭環境で使用することを目的としていますが、この装置がラジオやテレビジョン受信機に近接して使用されると、受信障害を引き起こすことがあります。取扱説明書に従って正しい取り扱いをして下さい。

## Radio Frequency Wireless Communication Devices

Embedded in the Tablet PC are various Radio Frequency (RF) wireless communication devices.

- The Tablet PC may contain one or more radio-type devices that operate in the following bands:
- 525–600 KHz band
- 13.57 MHz (SlateMate RFID)
- 832–862 MHz band
- 880–915 MHz band
- 1710–1785 MHz band
- 1920–1980 MHz band
- 2500–2570 MHz
- 2400–2496 MHz band
- 3400–3800 MHz band
- 5150–5850 MHz band
- All radio-type devices embedded in the Tablet PC have met all the qualifications for use under COFETEL regulations and guidelines.



## NOM/NYCE statement

All Xplore Tablet PC and Xplore Tablet PC systems meet the safety and technical standards set by the Normalizacion Y Certificacion Electronica A. C. (NYCE) / Comision Federal de Telecomunicaciones (COFETEL) regulating bodies and can be safely operated. The Tablet PC meets the following technical standards:

- NOM-001-SCFI-1993
- NOM-019-SCFI-1998
- NOM-EM-151-SCTI

## Internal Bluetooth Module Notice Class B Statement

**Class B Equipment:** This equipment has been tested and found to comply with the limits for a Class B digital device, pursuant to the NOM/COFETEL rules. These limits are designed to provide reasonable protection against harmful interference when the equipment is operated in a residential environment. This equipment generates, uses, and can radiate radio frequency energy and, if not installed and used in accordance with the manufacturer's instruction manual, may cause interference with radio communications. However, there is no guarantee that interference will not occur in a particular installation. If this equipment does cause harmful interference to radio or television reception, which can be determined by turning the equipment off and on, you are encouraged to try to correct the interference with one or more of the following measures:

- Reorient or relocate the receiving antenna.
- Increase the separation between the equipment and the receiver.
- Connect the equipment to an outlet on a circuit different from that to which the receiver is connected.
- Consult the dealer or an experienced radio/television technician for help.

This device complies with all the essential NOM/COFETEL rules for Information Technology Equipment. Operation is subject to the following two conditions:

- This device may not cause harmful interference.
- This device must accept any interference received, including interference that may cause undesired operation.

## Radio Frequency Wireless Communication Devices

Embedded in the Tablet PC are various Radio Frequency (RF) wireless communication devices.

- The Tablet PC may contain one or more radio-type devices that operate in the following bands:
- 525–600 KHz band
- 13.57 MHz (SlateMate RFID)
- 832–862 MHz band
- 880–915 MHz band
- 1710–1785 MHz band
- 1920–1980 MHz band
- 2500–2570 MHz
- 2400–2496 MHz band
- 3400–3800 MHz band
- 5150–5850 MHz band
- All radio-type devices embedded in the Tablet PC have met all the qualifications for use under IFETEL regulations and guidelines.



## IRAM statement

All Xplore Tablet PC and Tablet PC systems meet the safety and technical standards set by the Instituto Argentino de Normalización y Certificación (IRAM) and the Comisión Nacional de Comunicaciones (CNC) regulating body and can be safely operated and connected to the wireless network.

The Tablet PC meets the following technical standards:

- Resolution 92/98
- Resolution 197/2004
- Resolution 799/99
- CNT-Q2-60.11
- CNC-Q260.14 V03

## Internal Bluetooth notice

**Class B Equipment:** This equipment has been tested and found to comply with the limits for a Class B digital device, pursuant to the IRAM/CNC rules. These limits are designed to provide reasonable protection against harmful interference when the equipment is operated in a residential environment. This equipment generates, uses, and can radiate radio frequency energy and, if not installed and used in accordance with the manufacturer's instruction manual, may cause interference with radio communications. However, there is no guarantee that interference will not occur in a particular installation. If this equipment does cause harmful interference to radio or television reception, which can be determined by turning the equipment off and on, you are encouraged to try to correct the interference with one or more of the following measures:

- Reorient or relocate the receiving antenna.
- Increase the separation between the equipment and the receiver.
- Connect the equipment into an outlet on a circuit different from that to which the receiver is connected.
- Consult the dealer or an experienced radio/television technician for help.

This device complies with all the essential IRAM / CNC rules for Information Technology Equipment. Operation is subject to the following two conditions:

- This device may not cause harmful interference.
- This device must accept any interference received, including interference that may cause undesired operation.

## Radio Frequency Wireless Communication Devices

Embedded in the Tablet PC are various Radio Frequency (RF) wireless communication devices.

- The Tablet PC may contain one or more radio-type devices that operate in the following bands:
- 525–600 KHz band
- 13.57 MHz (SlateMate RFID)
- 832–862 MHz band
- 880–915 MHz band
- 1710–1785 MHz band
- 1920–1980 MHz band
- 2500–2570 MHz
- 2400–2496 MHz band

- 3400-3800 MHz band
- 5150-5850 MHz band

All radio-type devices embedded in the Tablet PC have met all the qualifications for use under IRAM/CNC regulations and guidelines.



## ANATEL statement

All Xplore Tablet PC and Tablet PC systems meet the safety and technical standards set by the Agência Nacional de Telecomunicações (ANATEL) regulating body and can be safely operated. The Xplore Tablet PC Model iX125R1 & iX125R2 is listed as a Category II product according to ANATEL standards for Information Technology Equipment.

The Xplore Tablet PC Model iX125R1 & iX125R2 meets the following RF Technical standards:

- Resolution No. 303
- Resolution No. 442
- Resolution No. 454
- Resolution No. 506
- Resolution No. 529
- Resolution No. 533

## Internal Bluetooth Class B notice

**Class B Equipment:** This equipment has been tested and found to comply with the limits for a Class B digital device, pursuant to the Agência Nacional de Telecomunicações (ANATEL) rules. These limits are designed to provide reasonable protection against harmful interference when the equipment is operated in a residential environment. This equipment generates, uses, and can radiate radio frequency energy and, if not installed and used in accordance with the manufacturer's instruction manual, may cause interference with radio communications. However, there is no guarantee that interference will not occur in a particular installation. If this equipment does cause harmful interference to radio or television reception, which can be determined by turning the equipment off and on, you are encouraged to try to correct the interference with one or more of the following measures:

- Reorient or relocate the receiving antenna.
- Increase the separation between the equipment and the receiver.
- Connect the equipment to an outlet on a circuit different from that to which the receiver is connected.
- Consult the dealer or an experienced radio/television technician for help.

This device complies with all the essential Agência Nacional de Telecomunicações (ANATEL) rules for Information Technology Equipment. Operation is subject to the following two conditions:

- This device may not cause harmful interference.
- This device must accept any interference received, including interference that may cause undesired operation.

## Radio Frequency Wireless Communication Devices

Embedded in the Tablet PC are Radio Frequency (RF) wireless communication devices.

The Xplore Tablet PC Model iX125R1 & iX125R2 operates in one or more radio-type frequency bands:

- 525-600 KHz band



- 13.57 MHz (SlateMate RFID)
- 832–862 MHz band
- 880–915 MHz band
- 1920–2170 MHz band
- 2500–2690 MHz
- 2400–2496 MHz band
- 3400–3800 MHz band
- 5150–5850 MHz band

All radio-type devices embedded in the Tablet PC have met all the qualifications for use under the Agência Nacional de Telecomunicações (ANATEL) regulations and guidelines.

## Battery notice

Xplore Technologies sealed lithium ion batteries comply with all applicable shipping regulations as prescribed by industry and legal standards. This includes compliance with the UN Recommendations on the Transport of Dangerous Goods; IATA (International Air Transport Agency) Dangerous Goods Regulations, 44th Edition, 2003, Special Provisions A45, and applicable U.S. DOT regulations for the safe transport of lithium ion batteries. Each Xplore Technologies cell or battery has been tested under provisions of the UN Manual of Tests and Criteria, Part III, Sub-section 38.3. Complies with Battery Directive 2006/66/EC.

## Trademarks

Xplore Technologies, Inc. has made every effort to identify trademarked properties and owners on this page. All brands and product names used in this document are for identification purposes only and may be trademarks or registered trademarks of their respective companies.

Gobi5000 is a trademark of Qualcomm Incorporated.

Xplore, Xplore Technologies, Speak Anywhere, and View Anywhere are trademarks or registered trademarks of Xplore Technologies, Inc. in the USA and other countries.

Mayo Clinic and MayoClinic.com are trademarks of Mayo Foundation for Medical Education and Research.

This product incorporates copy protection technology that is protected by U.S. and foreign patents, including patent numbers 5,315,448 and 6,836,549, and other intellectual property rights. The use of Macrovision copy protection technology in the product must be authorized by Macrovision. Reverse engineering or disassembly is prohibited.

The Xplore Technologies products and services may be covered by one or more patent-protected inventions. Additional patents may also be pending. For more information, see [Patents](#).

## Limited Warranty

This Limited Warranty applies to the Xplore-branded hardware products sold by or leased from Xplore Technologies, Inc., its worldwide subsidiaries, affiliates, authorized resellers, or country distributors

(collectively referred to in this Limited Warranty as “Xplore”) with this Limited Warranty (“Xplore Product”).

These terms and conditions constitute the complete and exclusive warranty agreement between you and Xplore regarding the Xplore Product you have purchased or leased. These terms and conditions supersede any prior agreements or representations, including representations made in Xplore sales literature or advice given to you by Xplore or an agent or employee of Xplore that may have been made in connection with your purchase or lease of the Xplore Product. No change to the conditions of this Limited Warranty is valid unless it is made in writing and signed by an authorized representative of Xplore.

## Warranty disclaimer

EXCEPT AS EXPRESSLY SET FORTH IN THIS LIMITED WARRANTY AND TO THE GREATEST EXTENT ALLOWED BY LAW, XPLORE MAKES NO OTHER REPRESENTATIONS, WARRANTIES OR CONDITIONS, EXPRESS OR IMPLIED, INCLUDING ANY IMPLIED REPRESENTATIONS, WARRANTIES, OR CONDITIONS OF MERCHANTABILITY, FITNESS FOR A PARTICULAR PURPOSE, NON-INFRINGEMENT, AND NON-INTERFERENCE. XPLORE DOES NOT WARRANT THAT YOUR USE OF THE XPLORE PRODUCT WILL BE UNINTERRUPTED OR ERROR-FREE. ANY IMPLIED WARRANTIES THAT MAY BE IMPOSED BY LAW ARE LIMITED IN DURATION TO THE LIMITED WARRANTY PERIOD, TO THE GREATEST EXTENT ALLOWED BY LAW. SOME STATES OR COUNTRIES DO NOT ALLOW A LIMITATION ON HOW LONG AN IMPLIED WARRANTY LASTS OR THE EXCLUSION OR LIMITATION OF INCIDENTAL OR CONSEQUENTIAL DAMAGES FOR CONSUMER PRODUCTS. IN SUCH STATES OR COUNTRIES, SOME EXCLUSIONS OR LIMITATIONS OF THIS LIMITED WARRANTY MAY NOT APPLY TO YOU.

## Warranty period

Customer satisfaction is of the utmost importance to Xplore Technologies. Each Xplore Tablet PC ships with a one-year limited warranty that covers the Tablet PC, hard drive, memory, and select accessories. Two-year and three-year standard limited warranties are available and cover only the Tablet PC, hard drive, and memory.

The tablet batteries, located on the back of the tablet, are covered by the same warranty period as the tablet warranty (one-year limited warranty) and are considered functioning batteries when the following conditions exist: the battery powers the tablet; the battery is able to charge and discharge; the battery does not have visible defects.

Defects caused by dropping the tablet or by other impacts, or leaving the product in extreme environments are not covered by the warranty.

The warranty period for this Xplore Product is one (1) year from the date of product purchase or longer if you have purchased an extended warranty. The Limited Warranty Period starts on the date of purchase or lease from Xplore. Your dated sales or delivery receipt, showing the date of purchase or lease of the product, is your proof of the purchase or lease date. You may be required to provide proof of purchase or lease as a condition of receiving warranty service.

## Warranty coverage

Xplore warrants that the Xplore Product and all the internal components of the product that you have purchased or leased from Xplore are free from defects in materials or workmanship under normal use during the Limited Warranty Period. You are entitled to warranty service according to the terms and conditions of this document if a repair to your Xplore Product is required within the Limited Warranty Period. This Limited Warranty extends only to the original purchaser or lessee of this Xplore Product and is not transferable to anyone who obtains ownership or use of the Xplore Product from the original purchaser or lessee

## Repair or replacement

Xplore products are manufactured using new materials or new and used materials equivalent to new in performance and reliability. Spare parts may be new or equivalent to new. Spare parts are warranted to be free from defects in material or workmanship for thirty (30) days or for the remainder of the Limited Warranty Period of the Xplore Product in which they are installed, whichever is longer.

During the Limited Warranty Period, Xplore will repair or replace the defective component parts or the Xplore Product. All component parts or hardware products removed under this Limited Warranty become the property of Xplore. The replacement part or product takes on either the Limited Warranty status of the removed part or product or the thirty (30) day limited warranty of the spare part. In the unlikely event that your Xplore Product has a recurring failure, Xplore, at its discretion, may elect to provide you with a replacement unit of Xplore's choosing that is at least equivalent to your Xplore Product in hardware performance. Xplore reserves the right to elect, at its sole discretion, to give you a refund of your purchase price or lease payments (less interest) instead of a replacement. THIS IS YOUR EXCLUSIVE REMEDY FOR DEFECTIVE PRODUCTS. HOWEVER YOU MAY ALSO HAVE OTHER RIGHTS THAT MAY VARY FROM STATE TO STATE OR FROM COUNTRY TO COUNTRY.

## Software and data

YOU SHOULD MAKE PERIODIC BACKUP COPIES OF THE DATA STORED ON YOUR HARD DRIVE OR OTHER STORAGE DEVICES AS A PRECAUTION AGAINST POSSIBLE FAILURES, ALTERATION, OR LOSS OF THE DATA. BEFORE RETURNING ANY UNIT FOR SERVICE, BE SURE TO BACK UP DATA AND REMOVE ANY CONFIDENTIAL, PROPRIETARY, OR PERSONAL INFORMATION. XPLORE IS NOT RESPONSIBLE FOR DAMAGE TO, LOSS OF, OR DISCLOSURE OF ANY PROGRAMS, DATA, OR REMOVABLE STORAGE MEDIA. XPLORE IS NOT RESPONSIBLE FOR THE RESTORATION OR REINSTALLATION OF ANY PROGRAMS OR DATA OTHER THAN SOFTWARE INSTALLED BY XPLORE WHEN THE PRODUCT IS MANUFACTURED.

XPLORE DOES NOT WARRANT SOFTWARE PRODUCTS, INCLUDING ANY SOFTWARE PRODUCTS OR THE OPERATING SYSTEM PREINSTALLED BY Xplore. Xplore's only obligations with respect to software distributed by Xplore under the Xplore brand name are set forth in the applicable end-user license or program license agreement. Non-Xplore hardware and software products are provided "AS IS." However, non-Xplore manufacturers, suppliers, or publishers may provide their own warranties directly to you.

## Warranty exclusions

This Limited Warranty does not extend to:

- a) Expendable parts;
- b) Any product from which the serial number has been removed or altered;
- c) Cosmetic damage or ordinary wear and tear;
- d) Damage or non-functionality that results from (i) failure to follow the instructions that came with the product; (ii) accident, misuse, abuse, or other external causes; (iii) operation outside the usage parameters stated in the then-current user documentation for the product; or (iv) use of parts not manufactured or sold by Xplore; or
- e) Damage or non-functionality due to modifications or service by anyone other than (i) Xplore, (ii) a Xplore authorized service provider, or (iii) your own installation of end-user replaceable Xplore or Xplore-approved parts.

## Limitation of liability

IF YOUR XPLORE PRODUCT FAILS TO WORK AS WARRANTED ABOVE, YOUR SOLE AND EXCLUSIVE REMEDY SHALL BE REPAIR OR REPLACEMENT. XPLORE'S MAXIMUM LIABILITY UNDER THIS LIMITED WARRANTY OR RELATED IN ANY WAY TO THE XPLORE PRODUCT IS EXPRESSLY LIMITED TO THE LESSER OF THE PRICE YOU HAVE PAID FOR THE PRODUCT OR THE COST OF REPAIR OR REPLACEMENT OF ANY HARDWARE COMPONENTS THAT MALFUNCTION IN CONDITIONS OF NORMAL USE.

XPLORE SHALL NOT BE LIABLE FOR ANY DAMAGES CAUSED BY THE PRODUCT OR THE FAILURE OF THE PRODUCT TO PERFORM, INCLUDING ANY LOST PROFITS OR SAVINGS OR SPECIAL, INCIDENTAL, OR CONSEQUENTIAL DAMAGES. XPLORE SHALL NOT BE LIABLE FOR ANY CLAIM MADE BY A THIRD PARTY OR MADE BY YOU FOR A THIRD PARTY.

THIS LIMITATION OF LIABILITY APPLIES WHETHER DAMAGES ARE SOUGHT, OR A CLAIM MADE, UNDER THIS LIMITED WARRANTY OR AS A TORT CLAIM (INCLUDING NEGLIGENCE AND STRICT PRODUCT LIABILITY), A CONTRACT CLAIM, OR ANY OTHER CLAIM. THIS LIMITATION OF LIABILITY CANNOT BE WAIVED OR AMENDED BY ANY PERSON. THIS LIMITATION OF LIABILITY WILL BE EFFECTIVE EVEN IF XPLORE KNEW OR SHOULD HAVE KNOWN OF THE POSSIBILITY OF ANY SUCH DAMAGES. THIS LIMITATION OF LIABILITY, HOWEVER, WILL NOT APPLY TO CLAIMS FOR PERSONAL INJURY. THIS LIMITED WARRANTY GIVES YOU SPECIFIC LEGAL RIGHTS. YOU MAY ALSO HAVE OTHER RIGHTS THAT MAY VARY FROM STATE TO STATE OR FROM COUNTRY TO COUNTRY. YOU ARE ADVISED TO CONSULT APPLICABLE STATE OR COUNTRY LAWS FOR A FULL DETERMINATION OF YOUR RIGHTS.

## Software technical support

Software technical support is defined as assistance with questions and issues about the software that was either preinstalled by Xplore on the Xplore Product or that was included with the Xplore branded product at the time of your purchase or lease of the product. Technical support for software is available for the duration of your warranty period. Your dated sales or delivery receipt, showing the date of purchase or lease of the product, is your proof of the purchase or lease date. You may be required to provide proof of purchase or lease as a condition of receiving software technical support. After the first

ninety (90) days, technical support for software that was either preinstalled by Xplore on the Xplore Product or included with the Xplore Product at the time of your purchase or lease of the product is available for a fee.

## Warranty transfer to another country

Xplore is not responsible for any handling fees, tariffs, or import duties that may be incurred in transferring the Products. Products and software may be covered by export controls issued by the United States or other governments.

## Australia

The Australian Competition and Consumer Act (2010) (including the “Australian Consumer Law”) as well as other laws in Australia (“Mandatory Laws”) guarantee certain conditions, warranties and undertakings, and give you other legal rights, in relation to the quality and fitness for purpose of Xplore Technologies consumer products sold in Australia.

In Australia, our goods come with guarantees that cannot be excluded under the Australian Consumer Law. You are entitled to a replacement or refund for a major failure and compensation for any other reasonably foreseeable loss or damage. You are also entitled to have the goods repaired or replaced if the goods fail to be of acceptable quality and the failure does not amount to a major failure. What constitutes a major failure is set out in the Australian Consumer Law.

Nothing in this Warranty purports to modify or exclude the conditions, warranties and undertakings, and other legal rights, under the Australian Consumer Law, and other laws. This Warranty gives you additional protection for your Xplore consumer product, and identifies a preferred approach to resolving warranty claims which will be quickest and simplest for all parties, subject to the exclusions terms and conditions below.

This Limited Warranty applies to the Xplore-branded hardware products sold by or leased from Xplore Computing, Inc., its worldwide subsidiaries, affiliates, authorized resellers, or country distributors in Australia with this Limited Warranty (“Xplore Product”). This Limited Warranty is provided by Xplore Technologies, Inc. (“Xplore”) of 8601 RR 2222, Building 2, Austin, Texas 78728, USA (Phone: 1-866-322-9783 option 9). These terms and conditions constitute the complete and exclusive Limited Warranty agreement between you and Xplore regarding the Xplore Product you have purchased or leased. No change to the conditions of this Limited Warranty is valid unless it is made in writing and signed by an authorized representative of Xplore.

## Warranty period

The period during which this Warranty is in effect will depend upon the Xplore Product to which it relates. In all cases the commencement date for the period is the actual day of purchase, as reflected on the authorized reseller’s or distributor’s invoice / receipt provided to you. The period during which each Xplore Product is the subject of this Warranty is identified in the table below (‘Limited Warranty Period’).

Xplore CL-Series Tablet PCs	1 year
Other Xplore Tablet PCs (XSLATE R12-Series, F5-Series, and C5-Series)	3 years
Xplore C5/F5-Series and CL-Series Mobile Docks with Key lock and Xplore XSLATE R12-Series Secure Mobile Dock	3 years
Tilt and Rotate Mount	3 years
Vehicle Mounting Kit (Including Tilt & Rotate Mount and Vehicle Dashboard Bracket)	3 years
Wall Mount Bracket	3 years
XSLATE R12-Series Companion Keyboard	1 year
Docking Stations (all other)	1 year
Rugged Digitizer Pen	1 year
Protective Carrying Cases and Portfolios	90 days
Additional Batteries	1 year
Additional Digitizer Pens	90 days
Keyboards (USB and Bluetooth)	90 days
C5/F5-Series EasyConnect Adapter Products	90 days
Auto/Air Adapters	1 year
Single- and Multi-bay Battery Chargers	1 year
AC Power Packs	90 days
Protective Display Film (all products)	30 days

## Warranty coverage

Xplore warrants that the Xplore Product and all the internal components of the Xplore Product are of acceptable quality and free from defects in materials or workmanship under normal use during the Limited Warranty Period. If you consider that the Xplore Product which you have purchased is not of acceptable quality, has a defect, or is otherwise not compliant with the conditions, warranties, undertakings, and legal rights given to you under Australian Law (for example, it appears faulty, or does not work at all or properly), you can make a claim under this Warranty. To the extent permitted by the Mandatory Laws, this Limited Warranty extends only to the original purchaser or lessee of this Xplore Product and is not transferable to anyone who obtains ownership or use of the Xplore Product from the original purchaser or lessee.

## Repair or replacement

If, following receipt of a claim under this Warranty, Xplore or its agent determine that your claim in respect of a Xplore Product is valid (having regard to the terms of this Warranty), and:

- a) if the goods can be repaired and the failure to comply with the warranty is not a major failure, Xplore or its agent may either repair the Xplore Product, or pay you for the cost of a repair of the Xplore Product, or replace the Xplore Product with the same or similar product, or provide you with a refund for the Xplore Product, depending upon what is reasonable in the

circumstances and at no cost to you. Goods presented for repair may be replaced by refurbished goods of the same type rather than being repaired. Refurbished parts may be used to repair the goods; or.

- b) if the goods cannot be repaired or the failure to comply with the Warranty is a major failure, (i) you may reject the goods and by so doing elect to receive either a refund for the Xplore Product or a replacement of the Xplore Product with the same or similar product or (ii) by action against Xplore, require Xplore to pay you compensation for any reduction in the value of the goods or lease payments (less interest) below the price paid or payable by you for the goods

If Xplore provides you with either a replacement or refund or if you reject the goods, you immediately transfer ownership in the original Xplore Product or part to Xplore. Any such resolution by Xplore of a claim under this Warranty by you does not otherwise detract from any other statutory rights which you might have in the circumstances, including your right to monetary compensation for a valid claim. If, following receipt of a claim under this Warranty, Xplore or its agent determine that your claim in respect of a Xplore Product is invalid, Xplore may charge you for any labor, parts or transport costs incurred by Xplore or its agent in assessing your claim.

## Software and data

YOU SHOULD MAKE PERIODIC BACKUP COPIES OF THE DATA STORED ON YOUR HARD DRIVE OR OTHER STORAGE DEVICES AS A PRECAUTION AGAINST POSSIBLE FAILURES, ALTERATION, OR LOSS OF THE DATA. BEFORE RETURNING ANY UNIT FOR SERVICE, BE SURE TO BACK UP DATA AND REMOVE ANY CONFIDENTIAL, PROPRIETARY, OR PERSONAL INFORMATION. THIS LIMITED WARRANTY DOES NOT EXTEND TO DAMAGE TO, LOSS OF, OR DISCLOSURE OF ANY PROGRAMS, DATA, OR REMOVABLE STORAGE MEDIA, OR THE RESTORATION OR REINSTALLATION OF ANY PROGRAMS OR DATA OTHER THAN SOFTWARE INSTALLED BY XPLORE WHEN THE PRODUCT IS MANUFACTURED.

## Warranty exclusions

This section identifies what is excluded under this Warranty.

For the avoidance of any doubt, any and all warranties or conditions which are not guaranteed under Mandatory Laws and which are not expressly included in this Warranty as additional warranties or conditions are excluded.

This Warranty does not warrant uninterrupted or error-free operation of the Xplore Product, which is affected by system configuration, software, applications your data and operator control of the system, among other factors. Though the Xplore Product is considered to be compatible with many systems, it is your responsibility to determine compatibility and integration with other products or systems.

This Warranty does not apply to non-Xplore hardware products or non-Xplore software products which are not incorporated into Xplore Products or, in the case of software, pre-loaded onto the Xplore Product at the time of sale, even if packaged or sold with Xplore hardware.

### **This warranty does not cover:**

- any Xplore Product from which the serial number has been removed or altered;
- normal wear and tear, natural performance degradation (e.g. reduced battery life), or service costs in replacing and maintaining expendable/ consumable parts which have ceased working through normal wear and tear;

- cosmetic damage such as to the exterior finish;
- minor imperfections within design specification that do not materially alter functionality;
- damage or non-functionality that results from (i) failure to follow the instructions that came with the product; (ii) accident, misuse, abuse, or other external causes; (iii) operation outside the usage parameters stated in the then current user documentation for the product; or (iv) use of parts not manufactured or sold by Xplore
- damage or non-functionality due to modifications or service by anyone other than (i) Xplore, (ii) a Xplore authorized service provider, or (iii) your own installation of end-user replaceable Xplore or Xplore-approved parts; or
- loss caused by fire, water (liquid spillage or ingress), theft, vermin or insect infestation.

### Limitation of liability

Except as otherwise provided in this Warranty, if Xplore becomes liable to you under this Warranty or pursuant to any Mandatory Laws, that liability is limited to the maximum extent permitted by law, including without limitation, s 64A of Schedule 2 of the Australian Consumer Law. To the extent that Xplore is legally entitled to avail itself of such limitation, Xplore's liability is limited to, at the election of Xplore in its absolute discretion, either:

- a) in the case of goods:
  - i) the replacement of the goods;
  - ii) the payment of the cost of replacing the goods; and
- b) in the case of services:
  - i) the supplying of the services again;
  - ii) the payment of the cost of having the services supplied again.

### Software Technical Support

Software technical support is defined as assistance with questions and issues about the software that was either preinstalled by Xplore on the Xplore Product or that was included with the Xplore branded product at the time of your purchase or lease of the product. Technical support for software is available under this Limited Warranty for the duration of your warranty period. Your dated sales or delivery receipt, showing the date of purchase or lease of the product, is your proof of the purchase or lease date. You may be required to provide proof of purchase or lease as a condition of receiving software technical support. After the first ninety (90) days, technical support for software that was either preinstalled by Xplore on the Xplore Product or included with the Xplore Product at the time of your purchase or lease of the product is available for a fee.

### What you need to do to be entitled to claim under this Limited Warranty:

1. Provide proof of purchase or lease. (Your dated sales or delivery receipt, showing the date of purchase or lease of the product, is your proof of the purchase or lease date.)
2. Be the original purchaser or lessee of this Xplore Product.



3. Submit your claim to your local distributor or reseller without undue delay after detection of the defect and in any event within the Limited Warranty Period. Cabling and power cord precautions.

## How to make a claim under this Limited Warranty:

1. Contact your local distributor or reseller and provide your contact information, such as phone number, email address and other information (such as serial number or fault description). You may also contact Xplore directly at [www.xploretch.com/support](http://www.xploretch.com/support).
2. If Xplore determines that you have a valid claim under this Limited Warranty, Xplore or its authorized representatives will repair, replace or refund the Xplore Product at Xplore's sole discretion and in accordance with this Limited Warranty.
3. Except as set out in this Warranty, Xplore will bear the expense of a valid claim under brought under this Warranty. If you wish to claim expenses under this Limited Warranty, contact your local distributor or reseller.

The information in this publication is subject to change without notice. Xplore Technologies, INC. SHALL NOT BE HELD LIABLE FOR TECHNICAL OR EDITORIAL ERRORS OR OMISSIONS CONTAINED HEREIN NOR FOR ACCIDENTAL OR CONSEQUENTIAL DAMAGES RESULTING FROM THE FURNISHING, PERFORMANCE, OR USE OF THIS MATERIAL.

Model iX125R1 & iX125R2  
PN024-02-0xxx-A01  
Revision Date: June 2017