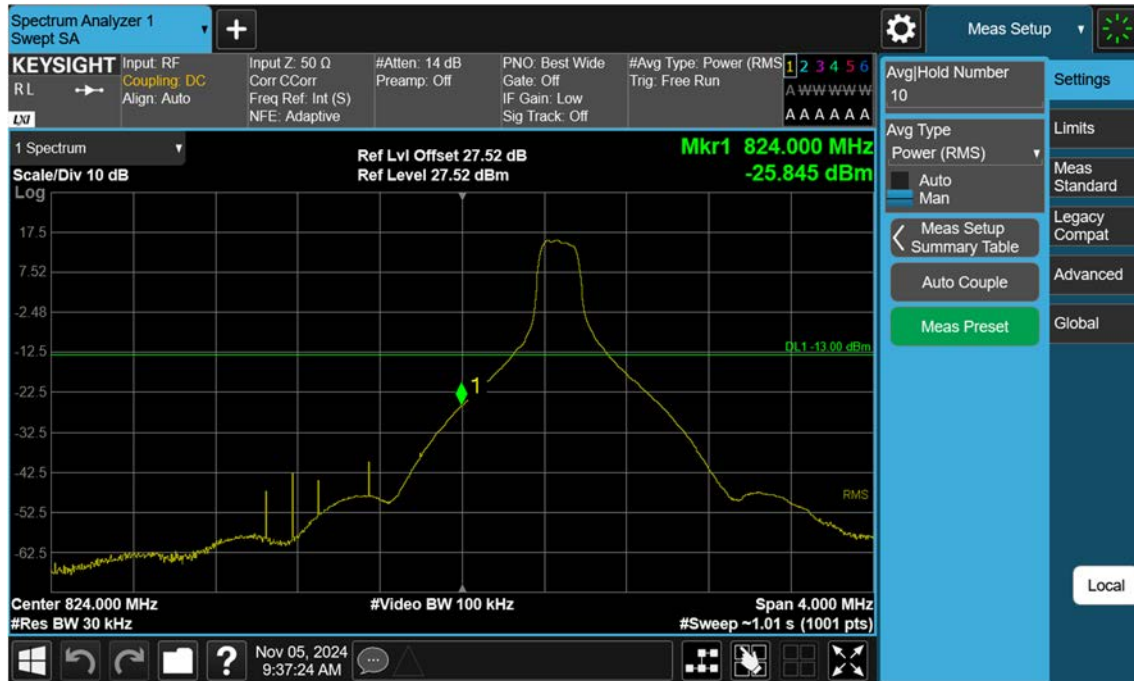


NR26_15 M_Band Edge_Low_BPSK_1RB



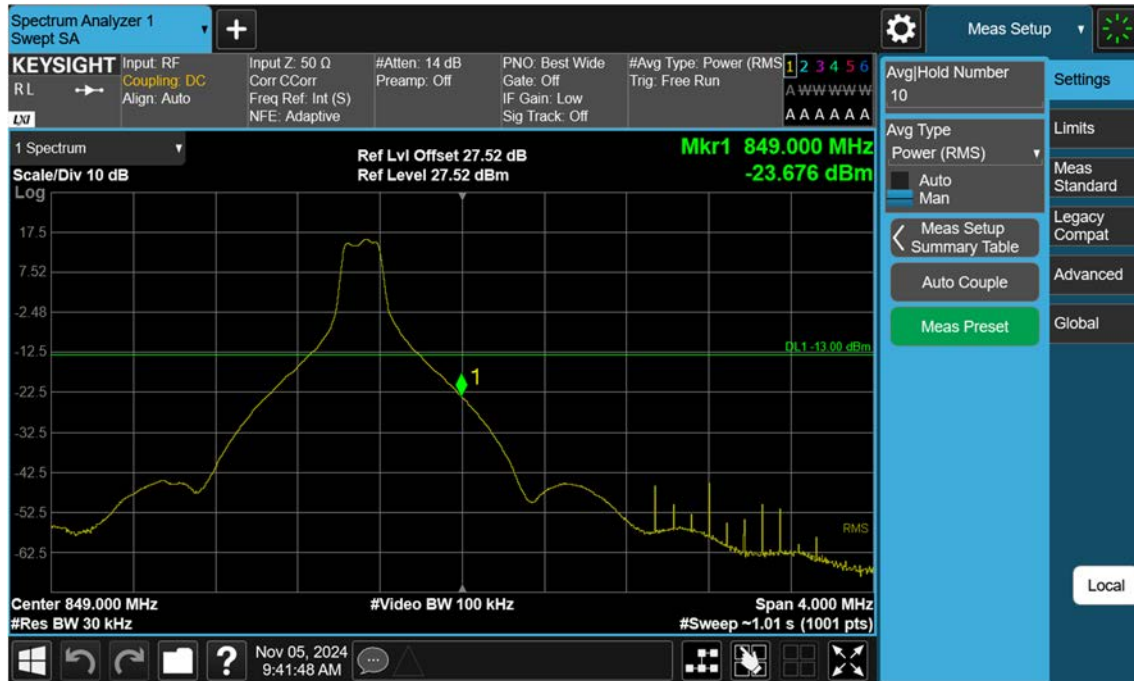
NR26_15 M_Band Edge_Low_BPSK_FullRB



NR26_15 M_Extended Band Edge_Low_BPSK_FullRB



NR26_15 M_Band Edge_High_BPSK_1RB



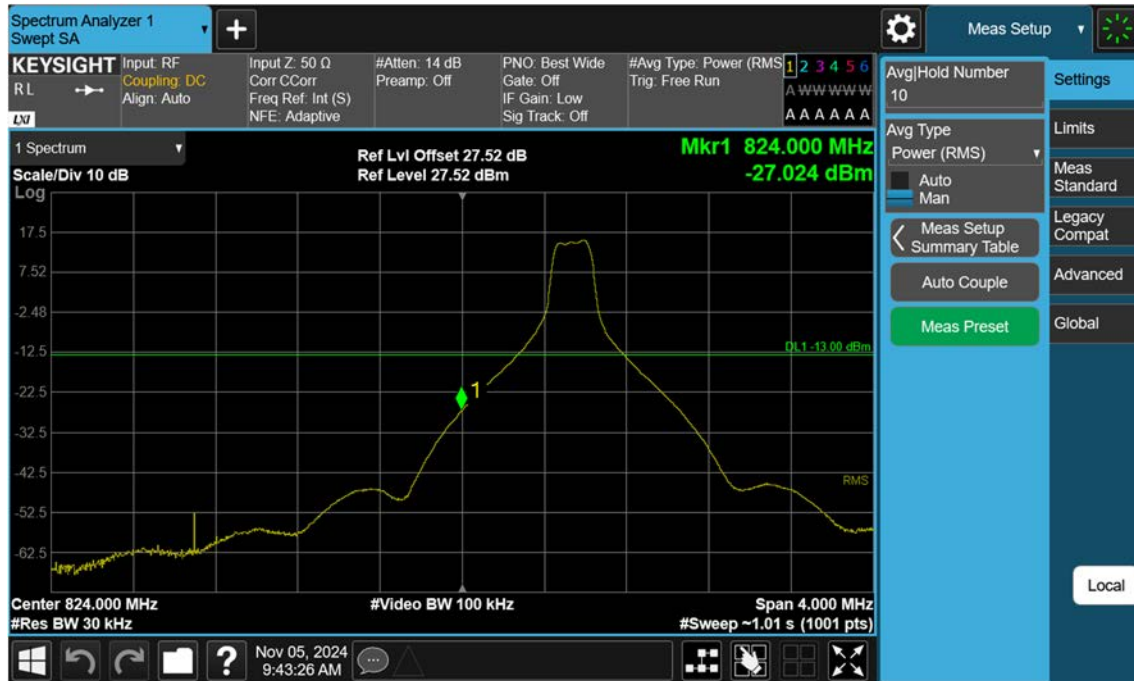
NR26_15 M_Band Edge_High_BPSK_FullRB



NR26_15 M_Extended Band Edge_High_BPSK_FullRB



NR26_20 M_Band Edge_Low_BPSK_1RB



NR26_20 M_Band Edge_Low_BPSK_FullRB



NR26_20 M_Extended Band Edge_Low_BPSK_FullIRB



NR26_20 M_Band Edge_High_BPSK_1RB



NR26_20 M_Band Edge_High_BPSK_FullRB



NR26_20 M_Extended Band Edge_High_BPSK_FullRB



10. ANNEX A_ TEST SETUP PHOTO

Please refer to test setup photo file no. as follows;

No.	Description
1	HCT-RF-2501-FC055-P