


Annex F. Photographs

F.1 Test Sample

Sample Front 211105-05.S01	Sample Back 211105-05.S01
 <p>A photograph of the front of the laptop lid. A black ruler is placed horizontally above the lid. The lid is black and features a large rectangular area for a screen. Several white labels are attached to the lid, including one with the text "TOLSEN" and another with handwritten notes. A yellow label with the text "#WNC AX-11" is also visible.</p>	 <p>A photograph of the back of the laptop lid. A black ruler is placed horizontally above the lid. The lid is black and features a large rectangular area for a screen. Several yellow labels are attached to the lid, including one with the text "TOLSEN" and another with the text "#WNC AX-11".</p>
Notebook Mode – Screen 211105-05.S01	Notebook Mode – Keyboard 211105-05.S01
 <p>A photograph of the laptop screen in notebook mode. The screen displays a blue background with a white clock showing "12:29". A black ruler is placed horizontally above the screen. The screen is black and features a large rectangular area for a display.</p>	 <p>A photograph of the laptop keyboard in notebook mode. The keyboard is black and features a standard QWERTY layout. A black ruler is placed horizontally above the keyboard. The keyboard is black and features a large rectangular area for a display.</p>
Laptop Mode 211105-05.S01	
 <p>A photograph of the laptop in laptop mode. The laptop is open, showing the screen and keyboard. A black ruler is placed horizontally below the laptop. The laptop is black and features a large rectangular area for a display.</p>	

Sample Front 211105-05.S02



Sample Back 211105-05.S02



Notebook Mode – Screen 211105-05.S02



Notebook Mode – Keyboard 211105-05.S02



Laptop Mode 211105-05.S02



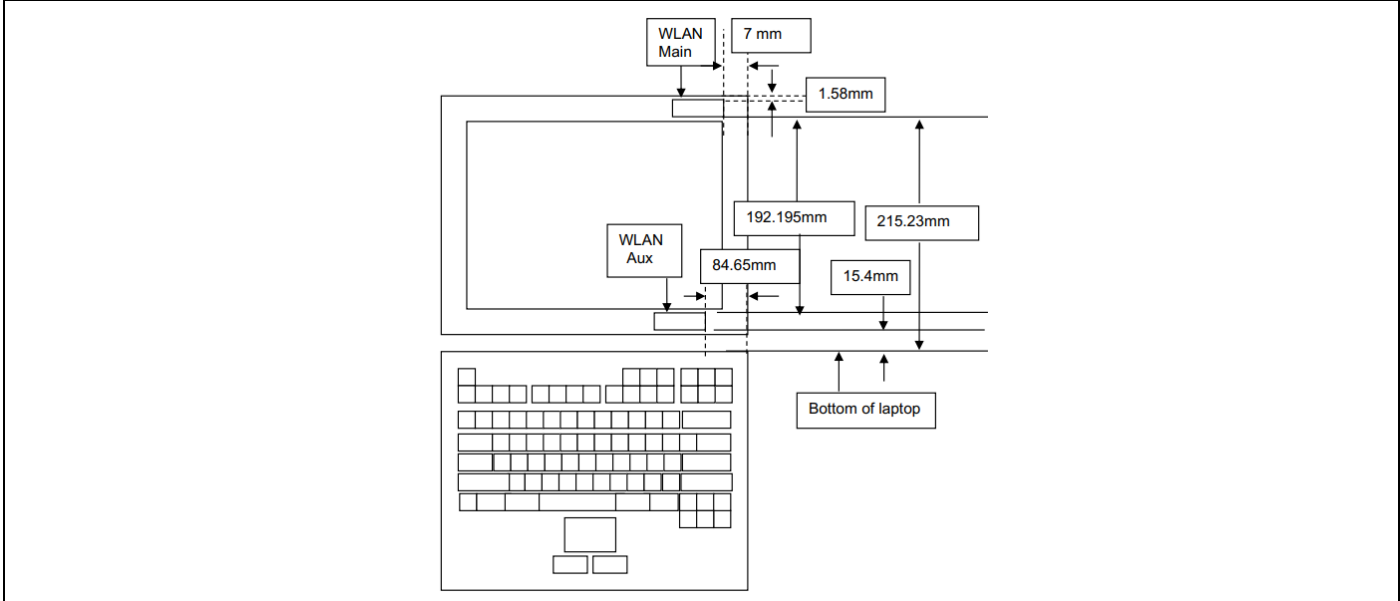
F.2 Test positions

Top Edge	Back Face
	
Right Edge	Bottom Edge
	
Laptop	Laptop – Side view
	

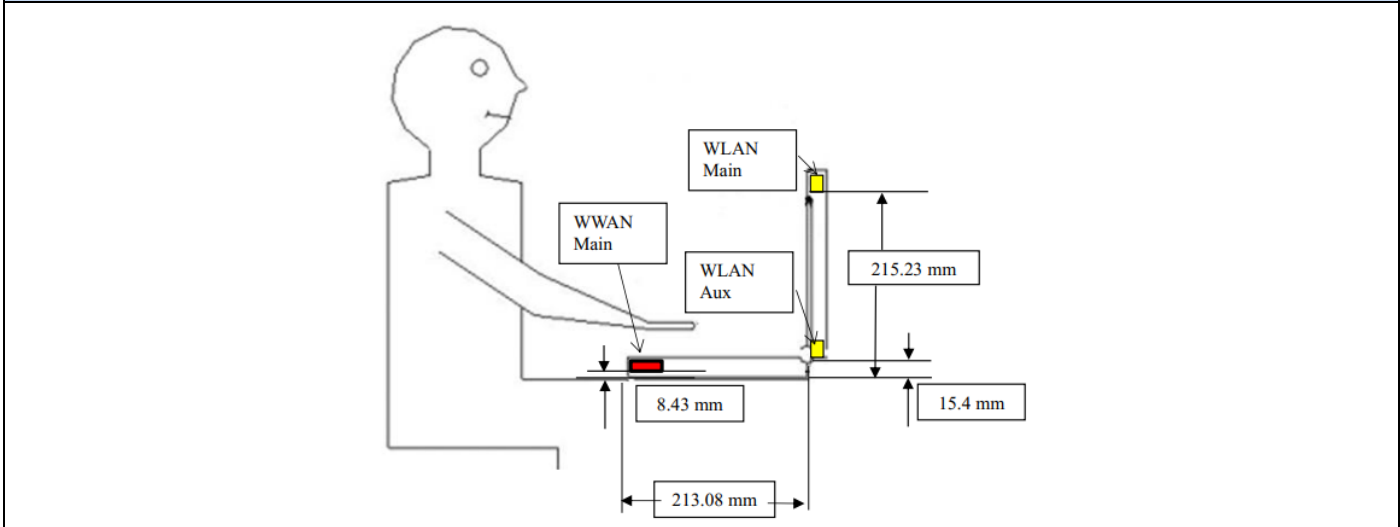
F.3 Antenna host platform location and adjacent edge positions relative to the body

Information provided by the customer

Antenna Host Platform location and co-location separation

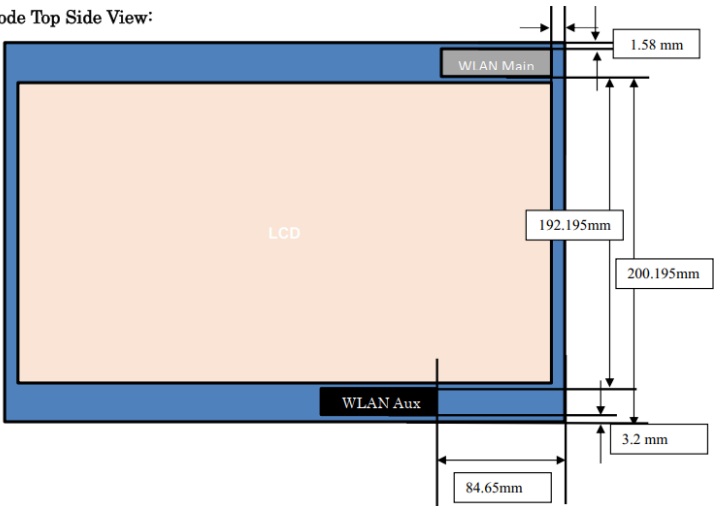


Antenna Host Platform location and co-location separation – Notebook mode



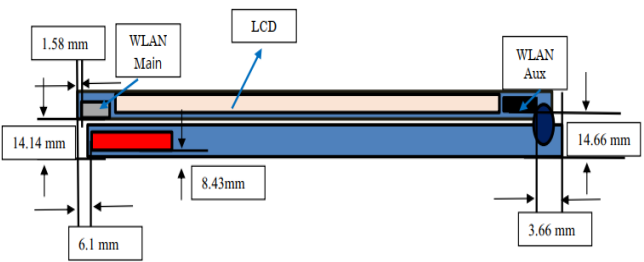
Antenna Host Platform location and co-location separation – Tablet mode

Tablet Mode Top Side View:

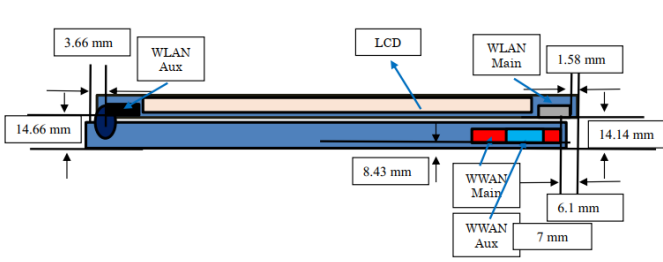


Antenna Host Platform location and co-location separation – Tablet mode

Tablet Mode Left Side View:




Tablet Mode Right Side View:



Phantom liquid level during measurements

ELI phantom Body liquid SAR Dasy SPEAG – 160630-01 - MBBL600-6000V6 Batch -1



End of the report

This page is intentionally left blank and marks the last page of the test report.