



MOTOROLA

Date: October 12, 2006

Subject: Request for additional information regarding FCC ID: IHDT56GM1

Reference:

Correspondence Reference Number:	IHD0509
Confirmation Number:	1608280509/510
Date of Original Email:	October 10, 2006

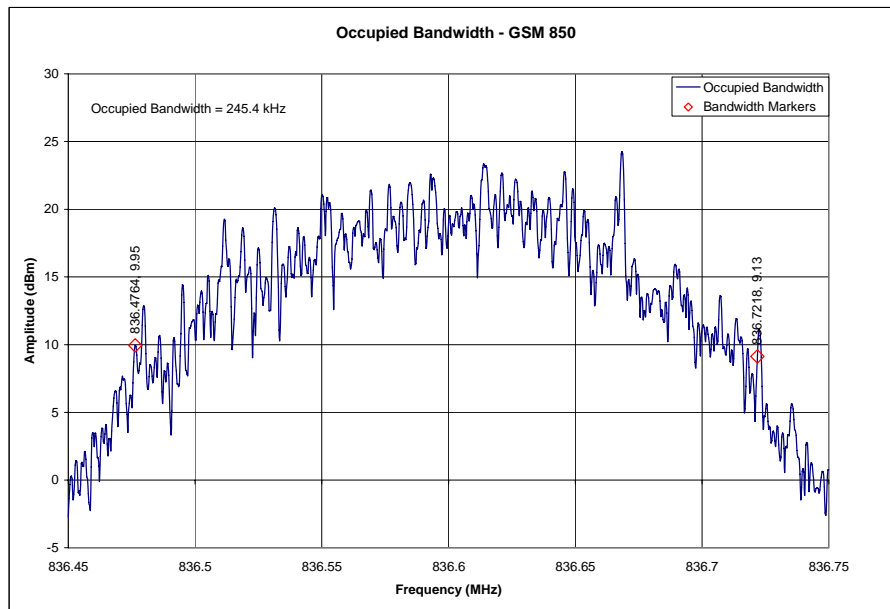
Prepared by:

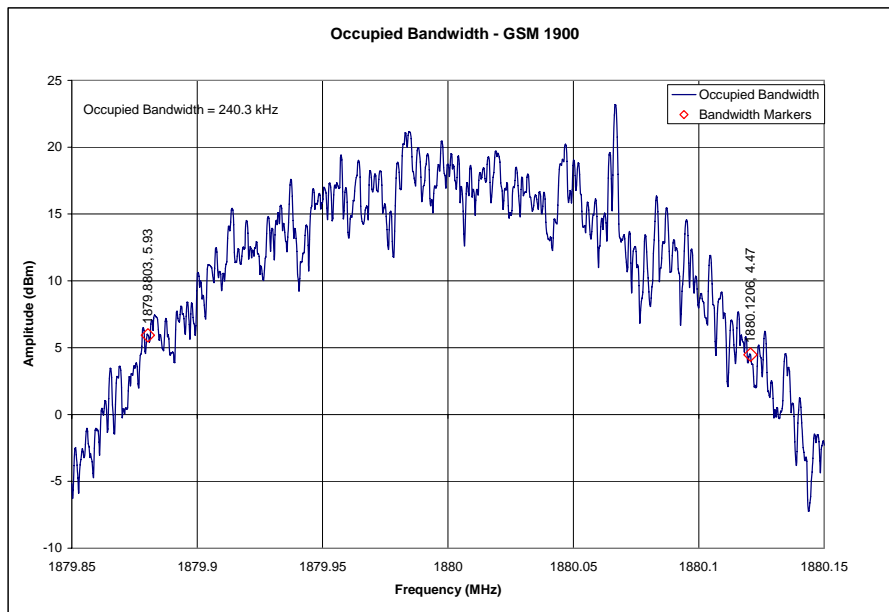
Andrew Bachler, Principal Staff Engineer
Motorola Mobile Device Business
Libertyville, Illinois

Questions and responses follow:

1. BW Plots on pages 9 and 11 of the EMC report are not clear.

Response: Please refer to the following plots:






2. Please submit actual FCC Part 22/24 and Part 15B test setup photos. These photos may be held short term confidential.

Response: Please refer to the following photos:

Exhibit 6


Appendix A – Radiated Emissions Test Setup Photos



A.1 Radiated Emissions Measurement

Exhibit 6A3

Appendix A – Radiated Emissions Test Setup Photos



Radiated Emissions Measurement Setup

Appendix B - AC Line Conducted Emissions Test Setup Photos



AC Line Conducted Emissions Measurement Setup.

3. Sample label exhibit 1 appears to need revision.

Response: Please refer to Exhibit 1, submitted October 12, 2006.

4. Please verify that the statement required by Section 15.21 of the Rules will be included in the user's manual prior to shipment of the EUT.

Response: Exhibit 8A, the "Important Safety and Legal Information" guide contains the statement required by Section 15.19(a)(3).

5. We can not locate the body worn instructions in the user's manual regarding the required spacing for RF exposure compliance.

Response: Please refer to Exhibit 8A submitted 10/12/2006.

6. Submit a support equipment list for the FCC Part 15B test report.

Response: All peripheral equipment is listed in the equipment list on page 5 of the original exhibit 6A3. They are all labeled as DoC.