



10. SETUP PHOTOS

10.1. CONFIGURATION 1

3 METER RADIATED SPURIOUS EMISSIONS BELOW 30MHz




FRONT PHOTO




BACK PHOTO

3 METER RADIATED SPURIOUS EMISSIONS 30MHz TO 1GHz




FRONT PHOTO




BACK PHOTO

3 METER RADIATED SPURIOUS EMISSIONS 1GHz TO 10GHz



FRONT PHOTO



BACK PHOTO

AC LINE CONDUCTED EMISSIONS MEASUREMENT SETUP




AC LINE FRONT PHOTO




AC LINE BACK PHOTO

10.2. CONFIGURATION 2

3 METER RADIATED SPURIOUS EMISSIONS BELOW 30MHz




FRONT PHOTO



BACK PHOTO

3 METER RADIATED SPURIOUS EMISSIONS 30MHz TO 1GHz




FRONT PHOTO




BACK PHOTO

3 METER RADIATED SPURIOUS EMISSIONS 1GHz TO 10GHz



FRONT PHOTO



BACK PHOTO

AC LINE CONDUCTED EMISSIONS MEASUREMENT SETUP



AC LINE FRONT PHOTO



AC LINE BACK PHOTO

END OF REPORT