


Attachment 1: EUT Test Setup Photographs

Front View of Radiated Test _ 30MHz-1GHz (Mode 1)



Back View of Radiated Test _ 30MHz-1GHz (Mode 1)




Front View of Radiated Test _ 30MHz-1GHz (Mode 2)




Back View of Radiated Test _ 30MHz-1GHz (Mode 2)




Front View of Radiated Test (Horn) _ 1-18GHz



Back View of Radiated Test (Horn) _ 1-18GHz



Front View of Radiated Test (Horn) _ 18-40GHz



Back View of Radiated Test (Horn) _ 18-40GHz



Front View of Fundamental & Band edge Test (Horn) _ 18-40GHz (2m)



Back View of Fundamental & Band edge Test (Horn) _ 18-40GHz (2m)



Front View of Radiated Test (Horn) _ 40-50GHz (2m)



Back View of Radiated Test (Horn) _ 40-50GHz (2m)



Front View of Radiated Test (Horn) _ 50-200GHz (1m)



Back View of Radiated Test (Horn) _ 50-200GHz (1m)

