



Falcon Innovations

**Product: RayNeo X**  
**Model: 2ARGT78**  
**User Manual**



## Packing List

- ① Falcon XR glasses
- ② Portable glasses case
- ③ Personalized nose pads × 2
- ④ Magnetic charging cable
- ⑤ Glasses cleaning cloth
- ⑥ Diopter adjustment sample

## Instruction

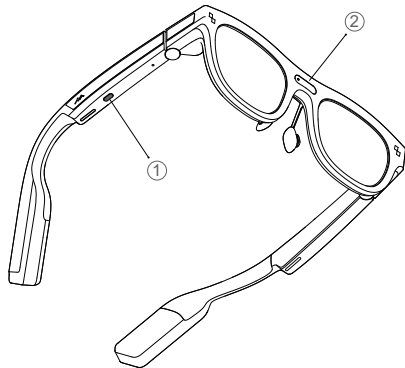
### ① Power button

Press and hold for 2 s to turn on the glasses.

When the glasses are turned on, press and hold the power button for 3 s, and the prompt shutdown or standby will pop up.

When the glasses are turned on, press and hold the power button for 8 s, and the glasses are forcibly turned off.

### ② Front camera



### ③ Wear detection area

Press the power button to wake up the glasses.

When you are not wearing the glasses, their Wi-Fi and Bluetooth functions are turned off and they will enter deep sleep.

### ④ Touch sensing area on the left

Tap: Pause.

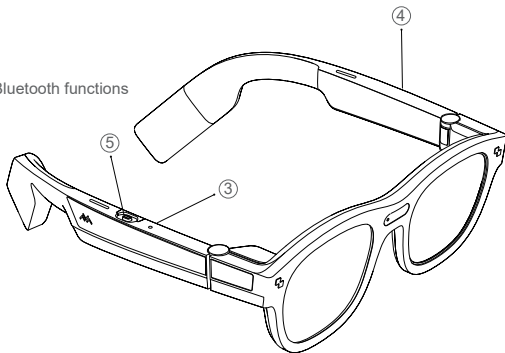
Double-tap: Play the next song.

Triple-tap: Play the previous song.

Press and hold: Wake up voice assistant.

Swipe: Adjust volume/progress bar.

### ⑤ Magnetic USB port



## ⑥ Touch sensing area on the right

Tap: Wake up screen, select/confirm, answer phone, etc.

Double tap: Previous step, exit, hang up, etc.

Swipe: Select menu.

Long press: Wake up the desktop, activate shortcut controls, etc.

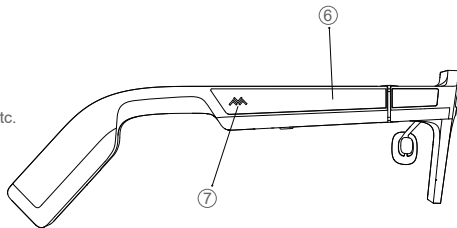
## ⑦ Status indicator

Battery life:

The indicator is orange when the glasses are charging and green when fully charged.

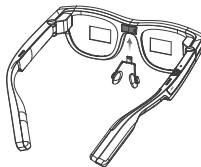
Power on:

When the glasses are turned on, the indicator is solid blue.



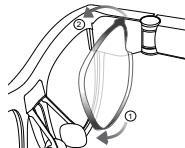
## First Use

Install and adjust the nose pad to ensure a comfortable wearing experience and a fully visible picture.



### Myopia/hyperopia adjustment

If myopia/hyperopia adjustment is required, contact the channel where you purchased your Falcon Innovations smart glasses. You can also call the Falcon Innovations customer service hotline at 400-901-1000.



## Hazardous substance name and content in the glasses

Component	Hazardous substance					
	Pb	Hg	Cd	Cr (VI)	PBB	PBDE
Frame	○	○	○	○	○	○
Wires	○	○	○	○	○	○
Glasses	○	○	○	○	○	○
Controller	○	○	○	○	○	○

This table is prepared in accordance with the specifications in SJ/T 11364

○ : Indicates that the content of the hazardous substance in at least one homogeneous material of the component does not exceed the limit specified in GB/T 26572.

X : Indicates that the content of the hazardous substance in at least one homogeneous material of the component exceeds the limit specified in GB/T 26572, and currently there is no mature alternative in the industry. But the content of the hazardous substance meets the environmental requirements specified in EU RoHS. Due to differences in product models, the product that you purchased may not include all the above components.



The number of this label indicates that the product has an environmentally friendly lifespan of 10 years under normal use. Some components may also have such labels, and their environmentally friendly lifespan is subject to the number of the corresponding label.

## Notice

1. Keep the device dry. Do not use it in dusty, dirty, humid, or environments with high salinity (such as by the sea) to avoid causing circuit faults.
2. Do not use the device during a thunderstorm to avoid device failure or electric shock.
3. Make sure to charge the device through a USB Type-C port and that the port performance complies with relevant specifications of USB Type-C ports.
4. Make sure to use the original charging cable provided by the manufacturer for charging.
5. Do not expose the device to high temperature or place it around heat-generating devices, such as strong sunlight, heaters, microwaves, ovens, or water heaters. The battery may explode in such environments.
6. Do not disassemble or modify the device, or immerse it in water or other liquids to avoid short circuit, battery leakage, overheating, fire or explosion.
7. Do not throw the device into fire.
8. Dispose of the device in accordance with local rules and regulations. Do not dispose of it as household waste. Improper disposal of the device may cause the device to explode. Observe local rules and regulations and support recycling for the disposal of the device and its accessories.
9. Keep the device away from children or pets to avoid causing injury to them.
10. Do not drop, crush, or puncture the device and avoid putting large external stress on it. Doing so may cause damage, failure, short circuit, fire, or explosion.



11. Do not use unauthorized or incompatible adapters, power supplies, or batteries. Doing so may cause fire, explosion, or other hazards.
12. Keep the device and its accessories out of the reach of children. The device and its accessories may contain some small parts. Children may damage the device and its accessories unintentionally, or swallow small parts that may cause choking or other hazards.
13. The device is equipped with a non-removable built-in battery. Do not replace the battery by yourself to avoid damaging the battery or device.
14. The device is not recommended for children under the age of 13 (subject to the laws of your country) due to children's underdeveloped eyesight. If you are over 13 years old, but have not reached the legal age of majority, you need to use the device under the supervision of a parent or legal guardian.
15. The device is not recommended for people with a history of epilepsy, high blood pressure, heart disease, acrophobia, the pregnant, or others who are not suitable for 3D immersive and stimulating experiences. If you are not a member of these groups but also feel dizzy or suffer eye fatigue during use, stop using the device immediately.
16. Do not use the device at high volume for a long time to avoid damage to your hearing.
17. Do not use the device while driving.

## Legal disclaimer

- Copyright © Falcon Innovations Technology (Shenzhen) Co., Ltd. 2021 - 2022. All rights reserved. This information is for reference only and does not constitute any form of commitment. The product's characteristics (including but not limited to color, weight, size, screen, etc.) may vary.
- Make sure to respect people's privacy when shooting with this product. It is prohibited to use this product for any unauthorized surveillance activities, including but not limited to monitoring people, groups, activities, performances, exhibitions, or buildings.
- Note that in some countries and regions, using the camera to shoot videos, record or take pictures of people, groups, activities, performances, or exhibitions may cause copyright disputes or infringe on the legal rights of others, even if such actions are not for commercial purposes. Therefore, carefully understand and observe local laws and regulations before use.
- The content in this user manual is provided "as is." Unless required by applicable laws, Falcon Innovations Technology (Shenzhen) Co., Ltd. does not provide any express or implied warranty for the content in this user manual.
- To the extent permitted by applicable laws, Falcon Innovations Technology (Shenzhen) Co., Ltd. will not compensate for any special, incidental or indirect damages arising from the use of this user manual or the product, nor will it compensate for any loss of profit, data, goodwill, or expected losses.
- If you need to export, re-export or import this product (including but not limited to software and technical data in this product), you must abide by applicable laws and regulations related to import and export control.
- Falcon Innovations Technology (Shenzhen) Co., Ltd. reserves the right to modify any information in this user manual at any time without prior notice and assumes no responsibility.

## Warranty card

About the user

Name: \_\_\_\_\_ Tel: \_\_\_\_\_ Email: \_\_\_\_\_

Address: \_\_\_\_\_

About the product

Name: \_\_\_\_\_ Product SN: \_\_\_\_\_

About the dealer

Name: \_\_\_\_\_ Tel: \_\_\_\_\_ Address: \_\_\_\_\_

Invoice No.: \_\_\_\_\_ Sale date: \_\_\_\_\_

## After-sales service warranty terms

I . Warranty service is provided with the purchase invoice within one year from the date of purchase.

II. The product is not in the scope of warranty in any of the following circumstances.

1. The warranty period expires.
2. Damage caused by repairers who are not authorized by Falcon Innovations to disassemble the product.
3. Damage caused by failure to use, maintain or store the product according to the requirements of the user manual.
4. No valid warranty card or invoice, and cannot prove that the product is within the warranty period.
5. The product model or SN on the warranty card is inconsistent with the actual product.
6. Altering the warranty card without authorization.
7. Damage caused by software virus infection.
8. Damage caused by force majeure.

III. Service information

Phone for technical support: 400-901-1000

1) FCC 15.19

This device complies with part 15 of the FCC Rules. Operation is subject to the following two conditions:

(1) This device may not cause harmful interference, and (2) this device must accept any interference received, including interference that may cause undesired operation.

2) FCC 15.21

Warning: Changes or modifications to this unit not expressly approved by the part responsible for compliance could void the user's authority to operate the equipment.

3) FCC 15.105

For a Class B digital device or peripheral, the instructions furnished the user shall include the following or similar statement, placed in a prominent location in the text of the manual:

Note: This equipment has been tested and found to comply with the limits for a Class B digital device, pursuant to part 15 of the FCC Rules. These limits are designed to provide reasonable protection against harmful interference in a residential installation. This equipment generates, uses and can radiate radio frequency energy and, if not installed and used in accordance with the instructions, may cause harmful interference to radio communications. However, there is no guarantee that interference will not occur in a particular installation. If this equipment does cause harmful interference to radio or television reception, which can be determined by turning the equipment off and on, the user is encouraged to try to correct the interference by one or more of the following measures:

- Reorient or relocate the receiving antenna.
- Increase the separation between the equipment and receiver.
- Connect the equipment into an outlet on a circuit different from that to which the receiver is connected.
- Consult the dealer or an experienced radio/TV technician for help.

Specific Absorption Rate (SAR) information:

This RayNeo X2 meets the government's requirements for exposure to radio waves. The guidelines are based on standards that were developed by independent scientific organizations through periodic and thorough evaluation of scientific studies. The standards include a substantial safety margin designed to assure the safety of all persons regardless of age or health.

FCC RF Exposure Information and Statement The SAR limit of USA (FCC) is 1.6 W/kg averaged over one gram of tissue. Device types: RayNeo X2(FCC ID: 2ACCJN067) has also been tested against this SAR limit. The highest SAR

value reported under this standard during product certification is 1.520W/kg when properly worn on the body. This device was tested for typical body-worn operations with the back of the Smart Phone kept 00mm from the body. To maintain compliance with FCC RF exposure requirements, use accessories that maintain a 00cm separation distance between the user's body and the back of the Tablet. The use of belt clips, holsters and similar accessories should not contain metallic components in its assembly. The use of accessories that do not satisfy these requirements may not comply with FCC RF exposure requirements, and should be avoided. very high volume, prolonged listening to a mobile phone can damage your hearing.