


## 1.1 Set-up for Conducted RF test at Antenna Port

### PCB in antenna port test



### DTS in antenna port test



## 1.2 Set-up for Spurious Emissions below 1GHz

### PCB




### DTS



### 1.3 Set-up for Spurious Emissions above 1GHz

#### PCB



#### DTS





## 1.4 Set-up for Conducted Emissions


### PCB&DTS




## 1.5 Set-up for SAR




Front - 10mm




Back - 10mm




Left - 10mm



Right - 10mm



Top - 10mm



Bottom - 10mm