

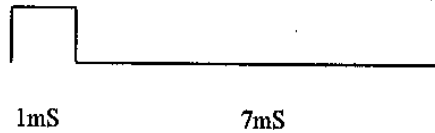
### TH400 Description of Operation

This RF device has a scale base, a display remote and a temperature detector. The scale base is for taking and transmitting weight, temperature detector for detecting temperature and transmitting temperature the remote unit for receiving weight and temperature.

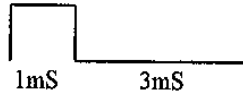
Once the proper commands have been given in power on mode, the base, temperature detector and remote communicate wirelessly with each other. The weight transmitted from the scale base and temperature from the temperature detector will be received and displayed on the remote.

**Definition of pulses:**

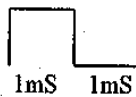
Initial bit



Logic '1'



Logic '0'

**Transmission details:**

At battery installation the unit will transmit a Random ID. Format of the random ID is as follows



Total number of pulses is 13. So the accumulated high pulse time is 13mS this transmission can be done at pressing the reset key. Used only to register the scale base and the receiver handset.

Zero Catch (tare):



At tapping on the scale while it is in sleep mode the scale base will transmit the above data for twice. So the total number of the high pulse is 17x2. The accumulated high pulse time is 34mS.

Weight data transmission:



During weight data transmission the total number of high pulses transmitted is 41. So the accumulated high pulse time is 41mS.

Resistance data transmission:



During resistance data transmission the total number of high pulses transmitter is 33. So the accumulated high pulse time is 33mS.

During one usage of the scale, scale base will make the transmission as follows.

Zero Catch (2 times) 34mS High + Weight data for 8 times 328mS high + locked weight data (2 cycles) 82mS high + resistance data (2 cycles) 66mS High.

So the total high transmission 510mS.