


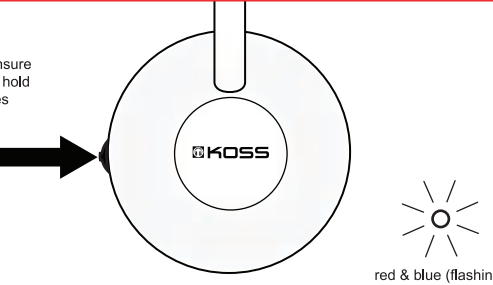
FRONT



**Bluetooth Discovery Mode**

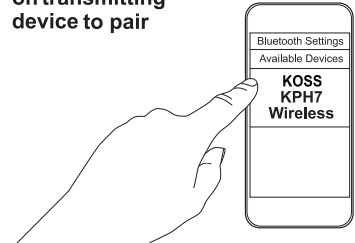
To enter Bluetooth discovery mode, first ensure that the headset is OFF, then depress and hold the center button until LED indicator flashes red and blue.

NOTE: Headset can only enter Bluetooth discovery mode from an OFF state.



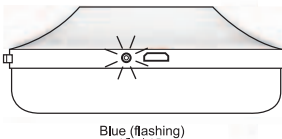
red & blue (flashing)

**Select “KOSS KPH7 Wireless” on transmitting device to pair**



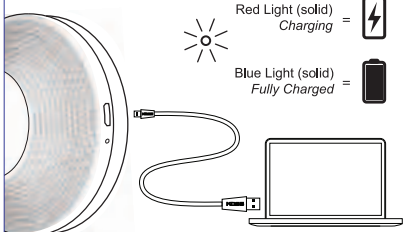
**Bluetooth Paired**


The headset will produce an ascending tone and the LED indicator will flash blue once every 5 seconds to indicate successful device pairing.




Blue (flashing)  
1 flash/ 5s

**Charging**



Red Light (solid)  
Charging = 

Blue Light (solid)  
Fully Charged = 

**Controls**

Single Press Upward:  
Volume +1


Long Press Upward:  
Next track

Single Press: Play / Pause / Answer / Terminate call


Long Press:  
Power on / Power off

Single Press Downward:  
Volume -1

Long Press Downward:  
Previous track





**Ports**





USB Charging


**Light Language**

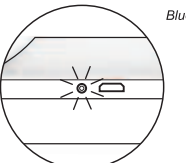
Blue (one flash per second)  
Paired = 

Blue & Red (flashing)  
Bluetooth Discovery Mode = 

Blue (solid)  
Charger Connected, Fully Charged = 

Red (solid)  
Charger Connected, Charging = 

Red (flashing)  
Low Battery = 



# Hearing is Believing

BACK

**changes or modifications not expressly approved by the party responsible for compliance could void the user's authority to operate the equipment.**

This equipment has been tested and found to comply with the limits for a Class B digital device, pursuant to Part 15 of the FCC Rules. These limits are designed to provide reasonable protection against harmful interference in a residential installation. This equipment generates, uses and can radiate radio frequency energy and, if not installed and used in accordance with the instructions, may cause harmful interference to radio communications. However, there is no guarantee that interference will not occur in a particular installation.

If this equipment does cause harmful interference to radio or television reception, which can be determined by turning the equipment off and on, the user is encouraged to try to correct the interference by one or more of the following measures:

- Reorient or relocate the receiving antenna.
- Increase the separation between the equipment and receiver.
- Connect the equipment into an outlet on a circuit different from that to which the receiver is connected.
- Consult the dealer or an experienced radio/TV technician for help.

**This device complies with part 15 of the FCC rules and Industry Canada license-exempt RSS standard(s). Operation is subject to the following two conditions:**

(1) this device may not cause interference, and

(2) this device must accept any interference, including interference that may cause undesired operation of the device.

**Le présent appareil est conforme aux CNR d'Industrie Canada applicables aux appareils radio exempts de licence. L'exploitation est autorisée aux deux conditions suivantes :**

(1) l'appareil ne doit pas produire de brouillage, et

(2) l'utilisateur de l'appareil doit accepter tout brouillage radioélectrique subi, même si le brouillage est susceptible d'en compromettre le fonctionnement.

**WARNING**

**Please read these safety warnings carefully to ensure your personal safety and prevent property damage.**

- Do not leave your devices in close proximity to open flames or extreme sources of heat.
- Do not expose your devices to liquid or extreme humidity.
- Do not drop, disassemble, microwave, incinerate or paint your devices.
- Do not expose your devices to extreme high or low temperatures.
- Clean your devices with a clean, dry cloth.
- Do not leave your devices in direct sunlight for an extended period of time.
- Do not dispose of your devices in a fire. The battery could explode causing injury or death.
- Do not attempt to clean your devices while they are being charged.
- Only charge your devices with the components supplied with the devices.
- Do not attempt to disable the devices, chargers or cables or force open the built-in battery.
- Do not charge your devices in damp areas or in extreme high or low temperatures.
- Do not leave or store the devices or any of their accessories near or over your automobile's airbags, because serious injury may result

**KOSS stereophones**

Koss Corporation • 4129 N. Port Washington Ave.  
Milwaukee, WI 53212 / USA • 1-800-USA-KOSS (1-800-872-5677)  
Koss-UK Ltd., Registered Office Address  
One New Change, London, EC4M 9AF / UK  
For warranty information visit [www.koss.com](http://www.koss.com).

**1-YEAR LIMITED WARRANTY**

KOSS, KOSS and Design, THE SOUND OF KOSS, and HEARING IS BELIEVING are Registered in U.S. Patent and Trademark Office and are trademarks of Koss Corporation in other countries. Product features and specifications are subject to change without notice. Product may vary from images shown.

CE Warning

Listen at moderate volumes to avoid hearing damage.

This equipment is in compliance with the essential requirements and other relevant provisions of Directive 2014/53/EU.



**Caution:**

Operate product at temperatures between 0° C and +45° C and at elevations below 2000 m otherwise damage may occur to the following equipment:

Product Name: Bluetooth Headset

Brand Name: KOSS

Model: KOSS KPH7 Wireless

Koss Corporation hereby declares that this [Name:Bluetooth Headset, Model: KOSS KPH7 Wireless] is in compliance with the essential requirements and other relevant provisions or directive 2014/53/EU.

|                      |                        |
|----------------------|------------------------|
| Bluetooth            |                        |
| Support Standard:    | IEEE 802.15.1          |
| Frequency Range:     | 2402-2480MHz           |
| Max.RF Output Power: | 2.50dBm (EIRP)         |
| Type of Modulation:  | GFSK, π/4 DQPSK, 8DPSK |
| Data Rate:           | 1Mbps, 2Mbps, 3Mbps    |
| Quantity of Channels | 79                     |

The product shall only be connected to a USB interface of version USB2.0 or higher. Connection to a power USB is allowed. This product can be used across EU member states. CAUTION: RISK OF EXPLOSION IF BATTERY IS REPLACED BY AN INCORRECT TYPE. DISPOSE OF USED BATTERIES ACCORDING TO THE INSTRUCTIONS. Do not use other unauthorized chargers or power supplies for charging. Do not use the product in environment below 0 °C or above 45 °C for charging.

**Lithium Ion Battery:**  
Model: 502030, 3.7V, 240mAh  
DongGuan Golden CEL Battery Co., Ltd  
Add: No.11, Yinku Industrial Park,  
JianYiTang Management Zone, TangXia,  
DongGuan, GuangDong, China  
a. Operating ambient temperature: 0° and 45° C  
b. Storage and transportation temperature: -10° and 60° C  
c. Altitude during operation (m): up to 5000m

**FCC RF Exposure Warning**

The device has been evaluated to meet general RF exposure requirement. The device can be used in portable exposure condition without restriction.

**ISED RF Exposure Warning**

This radio transmitter (ISED certification number: 10021A-KPH7BT) has been approved by Industry Canada to operate with the antenna types listed with the maximum permissible gain indicated. Antenna types not included in this list, having a gain greater than the maximum gain indicated for that type, are strictly prohibited for use with this device.

Le présent émetteur radio (ISED certification number: 10021A-KPH7BT) a été approuvé par Industrie Canada pour fonctionner avec les types d'antenne énumérés ci-dessous et ayant un gain admissible maximal. Les types d'antenne non inclus dans cette liste, et dont le gain est supérieur au gain maximal indiqué, sont strictement interdits pour l'exploitation de l'émetteur.

Scale = 1:1

— = Dieline

— = Fold Lines