


Annex B (Normative) - Test Setup Photographs


1.1 Radiated Spurious Emission below 1 GHz Front View




1.2 Radiated Spurious Emission below 1 GHz Rear View




1.3 Radiated Spurious Emission 1 GHz to 18 GHz Front View



1.4 Radiated Spurious Emission above 1 GHz to 18 GHz Rear View




1.5 Radiated Spurious Emission 18 GHz to 26.5 GHz Front View



1.6 Radiated Spurious Emission above 18 GHz to 26.5 GHz Rear View




1.7 Radiated Spurious Emission 26.5 GHz to 40 GHz Front View




1.8 Radiated Spurious Emission above 26.5 GHz to 40 GHz Rear View




1.9 Radiated Spurious Emission 40 GHz to 60 GHz Front View




1.10 Radiated Spurious Emission above 40 GHz to 60 GHz Rear View




1.11 Radiated Spurious Emission 60 GHz to 90 GHz Front View




1.12 Radiated Spurious Emission above 60 GHz to 90 GHz Rear View




1.13 Radiated Spurious Emission 90 GHz to 100 GHz Front View




1.14 Radiated Spurious Emission above 90 GHz to 100 GHz Rear View



1.15 AC Line Conducted Emissions Front View



1.16 AC Line Conducted Emissions Left Side View



1.17 AC Line Conducted Emissions Right Side View

