



SETUP PHOTOS

RADIATED EMISSION BELOW 30 MHz


FACE ON



RADIATED EMISSIONS BELOW 30MHz (FRONT)



RADIATED EMISSIONS BELOW 30MHz (BACK)




RADIATED EMISSION ABOVE 30 MHz


RADIATED EMISSIONS ABOVE 30 MHz (FRONT)




RADIATED EMISSIONS ABOVE 30 MHz (BACK)




TEMPERATURE CHAMBER ENVIRONMENT



AC MAINS LINE CONDUCTED EMISSION



LINE CONDUCTED EMISSION (BACK)



END OF REPORT