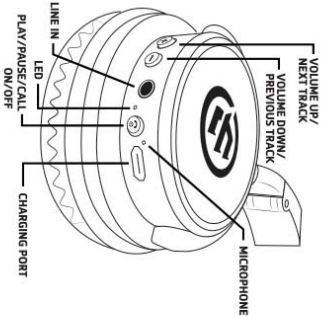


FIRST TIME USE

1	Make sure that the headset is charged, your phone turned on, with the Bluetooth feature enabled.
2	Turn on the Wicked Endo and the LED will flash red and blue.
3	Your mobile phone should detect "Wicked Endo"
4	Select "Wicked Endo" to pair and once successfully paired, the LED will slowly flash blue.



PRECAUTIONS

LISTENING TO AUDIO AT EXCESSIVE VOLUMES CAN CAUSE PERMANENT HEARING DAMAGE. USE AS LOW A VOLUME AS POSSIBLE.

Over exposure to excessive sound levels can damage your ears resulting in permanent noise-induced hearing loss (NIHL). Please use the following guidelines established by the Occupational Safety Health Administration (OSHA) as maximum time exposure to sound pressure levels before hearing damage occurs.

SAFE USE & HAZARD WARNINGS

90 dB SPL at 8 hours, 95 dB SPL at 4 hours, 100 dB SPL at 2 hours, 105 dB SPL at 1 hour, 110 dB SPL at 30 min, 115 dB SPL at 15 min, 120 dB SPL. Avoid as damage may occur

ADVERTENCIA

ESCUCHA DEL AUDIO NIVELES EXCESIVOS DE VOLUMEN PUEDE CAUSAR DAÑOS PERMANENTES AUDIENCIA. SE USE COMO VOLUMEN MÁS BAJO POSIBLE.

Durante la exposición a niveles excesivos de ruido puede dañar los oídos resultando en ruido permanente pérdida de audición inducida (PAI). Por favor, use las siguientes pautas establecidas por la Administración de Seguridad de Salud Ocupacional (OSHA) de tiempo máximo que los niveles de presión de sonido antes de que se produzca una lesión audición.

USO SEGURO DE PELIGROS Y ADVERTENCIAS

90 dB SPL at 8 hours, 95 dB SPL at 4 hours, 100 dB SPL at 2 hours, 105 dB SPL at 1 hour, 110 dB SPL at 30 min, 115 dB SPL at 15 min, 120 dB SPL. Evite que se puede producir daños

LIMITED ONE YEAR WARRANTY

Wicked Audio Inc. warrants the product to be free from defects in materials and workmanship for one year from the date of purchase.

GARANTÍA DE UNA VIDA

Wicked Audio Inc. garantiza el producto que está libre de defectos de materiales y mano de obra por un año a partir de la fecha de compra.




**FCC Statement** This equipment has been tested and found to comply with the limits for a Class B digital device, pursuant to Part 15 of the FCC Rules. These limits are designed to provide reasonable protection against harmful interference in a residential installation. This equipment generates uses and can radiate radio frequency energy and, if not installed and used in accordance with the instructions, may cause harmful interference to radio communications. However, there is no guarantee that interference will not occur in a particular installation. If this equipment does cause harmful interference to radio or television reception, which can be determined by turning the equipment off and on, the user is encouraged to try to correct the interference by one or more of the following measures:

- Reorient or relocate the receiving antenna.
- Increase the separation between the equipment and receiver.
- Connect the equipment into an outlet on a circuit different from that to which the receiver is connected.
- Consult the dealer or an experienced radio/TV technician for help.







This device complies with part 15 of the FCC rules. Operation is subject to the following two conditions (1) this device may not cause harmful interference, and (2) this device must accept any interference received, including interference that may cause undesired operation

**Limitation of Liability** Any Changes or modifications not expressly approved by the party responsible for compliance could void the user's authority to operate the equipment. The device has been evaluated to meet general RF exposure requirement. The device can be used in portable exposure condition without restriction.

In no event, under any cause of action or theory of liability, shall Wicked Audio Inc., its distributors or suppliers be liable to you or any third party for indirect, incidental, consequential or punitive damages, or for loss of profits, loss of data, loss of business, or any other damages, loss of value of the product or any third party products that are used in or with the Wicked Audio products, even if the Wicked Audio product has been advised of the possibility of such damages that one may encounter. Without limiting the foregoing, you understand and agree that Wicked Audio has no liability for any damages or destruction to the consumer electronics devices or other personal property that are contained in inside or outside the Wicked Audio products. This includes, without limitation, laptops, cellular phones, or other hand-held devices, or any loss of data contained on the foreign device. Notwithstanding any damages that you might incur for general damages in contract, tort (including negligence) or otherwise, the entire aggregate liability of Wicked Audio and any third party shall be limited to the purchase price of the Wicked Audio product. Wicked Audio product giving rise to liability. Some states and/or jurisdictions do not allow the exclusion or limitation of incidental or consequential damages, so the above limitations or exclusions may not apply to you. The limitations of liability set forth above shall apply to the maximum extent permitted under applicable law.



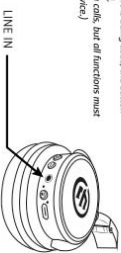
## FUNCTIONS

	1 PRESS	PLAY/PAUSE/ANSWER CALL/HANG UP
	2 PRESSES	REDIAL
	1 PRESS	NEXT TRACK
	1 PRESS	PREVIOUS TRACK
	LONG PRESS	VOLUME UP
	LONG PRESS	VOLUME DOWN

## LINE IN OPTION

When you'd like to use the headset as normal wired headphones, plug the aux cord into the 3.5mm aux port and use Bluetooth as a backup. This is handy for listening to music on the phone if you don't want to drain the battery, or if the battery is dead.

(Note: When the line in port is being used, the button functions can not be used. The mic will still work with calls, but all functions must be controlled from the device.)



## BLUETOOTH

VERSION 4.1

RANGE 32 Feet/10 Meters

BATTERY LIFE 8+ Hours

CHARGE TIME 1 Hour

## SPECS

DRIVER 40 mm Neodymium

SENSITIVITY 103 dB

FREQUENCY 20-20,000 Hz

IMPEDANCE 32 Ohms

CORD LENGTH 4 ft / 1.2 m



Bluetooth



Phone Mic



Rechargeable



Rubberized



Enhanced Bass



Flat Folding



Collapsible



WICKED AUDIO, INC.

875 W 325 N

London, UT 84042

WICKEDAUDIO.COM



## TROUBLESHOOTING

<p><b>1 Product does not turn on:</b></p> <ul style="list-style-type: none"> <li>• 1a - Hold down power button for 3-5 seconds until LED turns on.</li> <li>• 1b - Make sure battery is charged. Charge battery for at least 30 minutes and power on again.</li> </ul>	<p><b>2 Your Bluetooth device is unable to search for/locate/pair with Wicked Audio Bluetooth product:</b></p> <ul style="list-style-type: none"> <li>• 2a - Be sure your Bluetooth device has Bluetooth capabilities turned on/activated.</li> <li>• 2b - Be sure your Wicked Audio product is in pairing mode (LED will be flashing Red AND Blue).</li> <li>• 2c - Delete/Forget/Unpair the Wicked Audio product from your Bluetooth list on your device or other nearby devices and search again.</li> <li>• 2d - If still unable to search for/locate/pair with Wicked Audio Bluetooth product, please restart your Bluetooth device and the Wicked Audio product and search again.</li> </ul>
<p><b>3 Disconnected after the your Bluetooth device successfully connects with your Wicked Audio product:</b></p> <ul style="list-style-type: none"> <li>• 3a - Turn off Bluetooth on your device and turn it back on.</li> <li>• 3b - Turn off Bluetooth on the Wicked Audio product and turn it back on.</li> <li>• 3c - Check to see if the battery is at low power; charge if needed.</li> </ul>	<p><b>4 Unable to connect/pair your desired Bluetooth device with your Wicked Audio product after connecting your Wicked Audio product with multiple Bluetooth devices:</b></p> <ul style="list-style-type: none"> <li>• 4a - Your Wicked Audio product will attempt to connect/pair with last Bluetooth device it paired with.</li> <li>• 4b - Turn off Bluetooth capabilities on other Bluetooth devices.</li> </ul>

## TROUBLESHOOTING CONTINUED...

<p>devices in your vicinity that were recently paired to your Wicked Audio product. This will allow your desired Bluetooth product to connect with your Wicked Audio product.</p> <ul style="list-style-type: none"> <li>• 4c - If still unable to pair with Wicked Audio Bluetooth product, please restart your Bluetooth device and the Wicked Audio product and search again.</li> </ul>	<p><b>5 No sound when talking with someone on the phone using mic on Wicked Audio product:</b></p> <ul style="list-style-type: none"> <li>• 5a - Make sure the Wicked Audio product is successfully paired with your Bluetooth device.</li> <li>• 5b - Increase the volume of your Bluetooth device and/or Wicked Audio product.</li> </ul>
<p><b>6 No sound when playing music:</b></p> <ul style="list-style-type: none"> <li>• 6a - Increase the volume of your Bluetooth device and/or Wicked Audio product.</li> <li>• 6b - Make sure the Wicked Audio is successfully paired with your Bluetooth device.</li> </ul>	<p><b>7 Unable to charge:</b></p> <ul style="list-style-type: none"> <li>• 7a - Wicked Audio product will have a solid Red LED when charging and the LED will turn off when fully charged.</li> <li>• 7b - Make sure the USB cable is connected well with your Bluetooth device.</li> </ul>