



Appendix for test report

**1Appendix_A: Effective (Isotropic) Radiated Power Output Data****Part I - Test Results**

Test Band(LTE)	Test Mode	Test Bandwidth	Test Channel	Test RB	Measured[dBm]	ERP [dBm]	Limit [dBm]	Verdict
BAND5	LTE/TM1	1.4	LCH	RB1#0	23.73	21.54	38.5	PASS
				RB1#3	23.52	21.32	38.5	PASS
				RB1#5	23.68	21.60	38.5	PASS
				RB3#0	23.6	21.52	38.5	PASS
				RB3#2	23.59	21.47	38.5	PASS
				RB3#3	23.53	21.31	38.5	PASS
				RB6#0	22.58	20.52	38.5	PASS
			MCH	RB1#0	23.47	21.51	38.5	PASS
				RB1#3	23.31	21.30	38.5	PASS
				RB1#5	23.37	21.14	38.5	PASS
				RB3#0	23.38	21.42	38.5	PASS
				RB3#2	23.26	21.06	38.5	PASS
				RB3#3	23.33	21.22	38.5	PASS
				RB6#0	22.34	20.38	38.5	PASS
			HCH	RB1#0	23.68	21.79	38.5	PASS
				RB1#3	23.16	21.09	38.5	PASS
				RB1#5	23.69	21.47	38.5	PASS
				RB3#0	23.56	21.50	38.5	PASS
				RB3#2	23.57	21.48	38.5	PASS
				RB3#3	23.54	21.62	38.5	PASS
				RB6#0	22.52	20.63	38.5	PASS
		3	LCH	RB1#0	23.66	21.66	38.5	PASS
				RB1#7	22.94	20.94	38.5	PASS
				RB1#14	23.5	21.62	38.5	PASS
				RB8#0	22.62	20.67	38.5	PASS
				RB8#4	22.48	20.27	38.5	PASS
				RB8#7	22.54	20.50	38.5	PASS
RB15#0	22.56		20.70	38.5	PASS			
MCH	RB1#0		23.52	21.35	38.5	PASS		
	RB1#7		23.26	21.09	38.5	PASS		
	RB1#14	23.54	21.62	38.5	PASS			



Test Band(LTE)	Test Mode	Test Bandwidth	Test Channel	Test RB	Measured[dBm]	ERP [dBm]	Limit [dBm]	Verdict	
				RB8#0	22.48	20.55	38.5	PASS	
				RB8#4	22.5	20.47	38.5	PASS	
				RB8#7	22.59	20.40	38.5	PASS	
				RB15#0	22.56	20.62	38.5	PASS	
			HCH	RB1#0	23.53	21.36	38.5	PASS	
				RB1#7	22.94	20.84	38.5	PASS	
				RB1#14	23.56	21.54	38.5	PASS	
				RB8#0	22.45	20.43	38.5	PASS	
				RB8#4	22.55	20.44	38.5	PASS	
				RB8#7	22.5	20.47	38.5	PASS	
				RB15#0	22.53	20.54	38.5	PASS	
			5	LCH	RB1#0	23.67	21.52	38.5	PASS
					RB1#13	23.62	21.65	38.5	PASS
					RB1#24	23.66	21.80	38.5	PASS
		RB12#0			22.66	20.55	38.5	PASS	
		RB12#6			22.56	20.66	38.5	PASS	
		RB12#13			22.63	20.45	38.5	PASS	
		RB25#0			22.59	20.60	38.5	PASS	
		MCH		RB1#0	23.37	21.39	38.5	PASS	
				RB1#13	23.47	21.50	38.5	PASS	
				RB1#24	23.39	21.15	38.5	PASS	
				RB12#0	22.46	20.60	38.5	PASS	
				RB12#6	22.46	20.56	38.5	PASS	
				RB12#13	22.5	20.49	38.5	PASS	
				RB25#0	22.47	20.53	38.5	PASS	
		HCH	RB1#0	23.58	21.52	38.5	PASS		
			RB1#13	23.6	21.42	38.5	PASS		
			RB1#24	23.54	21.35	38.5	PASS		
			RB12#0	22.58	20.54	38.5	PASS		
			RB12#6	22.61	20.52	38.5	PASS		
			RB12#13	22.63	20.48	38.5	PASS		
			RB25#0	22.54	20.68	38.5	PASS		
10	LCH	RB1#0	23.6	21.40	38.5	PASS			
		RB1#25	23.17	21.13	38.5	PASS			
		RB1#49	23.42	21.28	38.5	PASS			
		RB25#0	22.57	20.36	38.5	PASS			
		RB25#13	22.58	20.56	38.5	PASS			
		RB25#25	22.5	20.30	38.5	PASS			
		RB50#0	22.56	20.50	38.5	PASS			



Test Band(LTE)	Test Mode	Test Bandwidth	Test Channel	Test RB	Measured[dBm]	ERP [dBm]	Limit [dBm]	Verdict
			MCH	RB1#0	23.51	21.28	38.5	PASS
				RB1#25	23.28	21.15	38.5	PASS
				RB1#49	23.5	21.33	38.5	PASS
				RB25#0	22.49	20.34	38.5	PASS
				RB25#13	22.54	20.39	38.5	PASS
				RB25#25	22.54	20.42	38.5	PASS
				RB50#0	22.55	20.58	38.5	PASS
			HCH	RB1#0	23.43	21.46	38.5	PASS
				RB1#25	23.05	20.85	38.5	PASS
				RB1#49	23.49	21.60	38.5	PASS
				RB25#0	22.55	20.56	38.5	PASS
				RB25#13	22.54	20.48	38.5	PASS
				RB25#25	22.49	20.28	38.5	PASS
				RB50#0	22.47	20.45	38.5	PASS
	LTE/TM2	1.4	LCH	RB1#0	22.86	21.00	38.5	PASS
				RB1#3	22.58	20.38	38.5	PASS
				RB1#5	22.8	20.62	38.5	PASS
				RB3#0	22.71	20.68	38.5	PASS
				RB3#2	22.4	20.50	38.5	PASS
				RB3#3	22.62	20.53	38.5	PASS
				RB6#0	21.55	19.47	38.5	PASS
			MCH	RB1#0	22.47	20.52	38.5	PASS
				RB1#3	22.41	20.56	38.5	PASS
				RB1#5	22.6	20.60	38.5	PASS
				RB3#0	22.54	20.44	38.5	PASS
				RB3#2	22.54	20.65	38.5	PASS
				RB3#3	22.64	20.77	38.5	PASS
				RB6#0	21.41	19.47	38.5	PASS
			HCH	RB1#0	22.68	20.52	38.5	PASS
				RB1#3	22.44	20.54	38.5	PASS
				RB1#5	22.61	20.60	38.5	PASS
				RB3#0	22.43	20.50	38.5	PASS
RB3#2	22.45	20.20		38.5	PASS			
RB3#3	22.44	20.54		38.5	PASS			
RB6#0	21.37	19.50		38.5	PASS			
3	LCH	RB1#0	22.74	20.88	38.5	PASS		
		RB1#7	21.98	19.90	38.5	PASS		
		RB1#14	22.6	20.42	38.5	PASS		
		RB8#0	21.45	19.53	38.5	PASS		



Test Band(LTE)	Test Mode	Test Bandwidth	Test Channel	Test RB	Measured[dBm]	ERP [dBm]	Limit [dBm]	Verdict	
				RB8#4	21.46	19.22	38.5	PASS	
				RB8#7	21.48	19.25	38.5	PASS	
				RB15#0	21.6	19.54	38.5	PASS	
			MCH	RB1#0	22.48	20.34	38.5	PASS	
				RB1#7	21.95	19.96	38.5	PASS	
				RB1#14	22.57	20.70	38.5	PASS	
				RB8#0	21.35	19.12	38.5	PASS	
				RB8#4	21.4	19.19	38.5	PASS	
				RB8#7	21.32	19.31	38.5	PASS	
			HCH	RB15#0	21.4	19.44	38.5	PASS	
				RB1#0	22.57	20.70	38.5	PASS	
				RB1#7	22.14	20.08	38.5	PASS	
				RB1#14	22.61	20.50	38.5	PASS	
				RB8#0	21.42	19.29	38.5	PASS	
				RB8#4	21.35	19.16	38.5	PASS	
		5	LCH		RB8#7	21.33	19.16	38.5	PASS
					RB15#0	21.42	19.35	38.5	PASS
					RB1#0	22.93	20.99	38.5	PASS
					RB1#13	22.94	20.89	38.5	PASS
					RB1#24	22.86	20.76	38.5	PASS
					RB12#0	21.58	19.43	38.5	PASS
					RB12#6	21.53	19.39	38.5	PASS
			MCH	RB12#13	21.58	19.51	38.5	PASS	
				RB25#0	21.51	19.33	38.5	PASS	
				RB1#0	22.57	20.71	38.5	PASS	
				RB1#13	22.67	20.73	38.5	PASS	
				RB1#24	22.7	20.51	38.5	PASS	
				RB12#0	21.56	19.62	38.5	PASS	
				RB12#6	21.53	19.36	38.5	PASS	
			HCH	RB12#13	21.63	19.63	38.5	PASS	
				RB25#0	21.56	19.69	38.5	PASS	
				RB1#0	22.9	20.94	38.5	PASS	
		RB1#13		22.81	20.73	38.5	PASS		
RB1#24	22.92	20.85		38.5	PASS				
RB12#0	21.53	19.50		38.5	PASS				
RB12#6	21.49	19.43		38.5	PASS				
10	LCH	RB12#13	21.53	19.44	38.5	PASS			
		RB25#0	21.43	19.58	38.5	PASS			
			LCH	RB1#0	22.73	20.75	38.5	PASS	



Test Band(LTE)	Test Mode	Test Bandwidth	Test Channel	Test RB	Measured[dBm]	ERP [dBm]	Limit [dBm]	Verdict			
				RB1#25	22.36	20.39	38.5	PASS			
				RB1#49	22.5	20.56	38.5	PASS			
				RB25#0	21.53	19.67	38.5	PASS			
				RB25#13	21.57	19.55	38.5	PASS			
				RB25#25	21.48	19.55	38.5	PASS			
				RB50#0	21.46	19.43	38.5	PASS			
			MCH	RB1#0	22.52	20.33	38.5	PASS			
				RB1#25	22.37	20.26	38.5	PASS			
				RB1#49	22.56	20.60	38.5	PASS			
				RB25#0	21.44	19.33	38.5	PASS			
				RB25#13	21.5	19.44	38.5	PASS			
				RB25#25	21.46	19.37	38.5	PASS			
			HCH	RB50#0	21.47	19.53	38.5	PASS			
				RB1#0	22.7	20.47	38.5	PASS			
				RB1#25	22.38	20.34	38.5	PASS			
				RB1#49	22.87	20.63	38.5	PASS			
				RB25#0	21.48	19.51	38.5	PASS			
				RB25#13	21.45	19.41	38.5	PASS			
							RB25#25	21.49	19.46	38.5	PASS
							RB50#0	21.5	19.45	38.5	PASS



Note1:

a, For getting the ERP (Efficient Radiated Power) or EIRP (Efficient Isotropic Radiated Power) in substitution method, the following formula should be taken to calculate it,

$$\text{ERP [dBm]} = \text{SGP [dBm]} - \text{Cable Loss [dB]} + \text{Gain [dBd]}$$

$$\text{EIRP [dBm]} = \text{SGP [dBm]} - \text{Cable Loss [dB]} + \text{Gain [dBi]}$$

b, SGP = Signal Generator Level

Note2:

$$\text{SET Span} = 1.5 * \text{OBW}$$

$$\text{SET RBW} = 1\% \text{ of the OBW, not to exceed 1MHz}$$

$$\text{SET VBW} \geq 3 * \text{RBW}$$

SET Sweep time = auto - couple.

Detector: RMS



2Appendix_B: Peak-to-Average Ratio

Part I - Test Results

Test Band(For LTE)	Test Mode	Test Bandwidth (MHz)	Test Channel	Test RB	Measured[dB]	Limit [dB]	Verdict
BAND5	LTE/TM1	1.4	LCH	RB1#0	4.61	13	PASS
				RB1#3	4.86	13	PASS
				RB1#5	4.69	13	PASS
				RB3#0	5.09	13	PASS
				RB3#2	5.2	13	PASS
				RB3#3	5.05	13	PASS
			MCH	RB1#0	4.62	13	PASS
				RB1#3	4.69	13	PASS
				RB1#5	4.6	13	PASS
				RB3#0	4.9	13	PASS
				RB3#2	5.03	13	PASS
				RB3#3	5	13	PASS
			HCH	RB1#0	4.39	13	PASS
				RB1#3	4.65	13	PASS
				RB1#5	4.4	13	PASS
				RB3#0	4.78	13	PASS
				RB3#2	4.88	13	PASS
				RB3#3	4.8	13	PASS
		3	LCH	RB1#0	4.41	13	PASS
				RB1#7	4.64	13	PASS
				RB1#14	4.63	13	PASS
				RB8#0	5.91	13	PASS
				RB8#4	5.92	13	PASS
				RB8#7	5.92	13	PASS
			MCH	RB15#0	5.76	13	PASS
				RB1#0	4.64	13	PASS
				RB1#7	4.87	13	PASS



Test Band(For LTE)	Test Mode	Test Bandwidth (MHz)	Test Channel	Test RB	Measured[dB]	Limit [dB]	Verdict
				RB1#14	4.55	13	PASS
				RB8#0	5.53	13	PASS
				RB8#4	5.58	13	PASS
				RB8#7	5.59	13	PASS
				RB15#0	5.82	13	PASS
			HCH	RB1#0	4.42	13	PASS
				RB1#7	4.74	13	PASS
				RB1#14	4.36	13	PASS
				RB8#0	5.63	13	PASS
				RB8#4	5.6	13	PASS
				RB8#7	5.58	13	PASS
			LCH	RB15#0	6.02	13	PASS
				RB1#0	4.72	13	PASS
				RB1#13	4.89	13	PASS
		RB1#24		4.58	13	PASS	
		RB12#0		6.06	13	PASS	
		RB12#6		6.1	13	PASS	
		RB12#13		6.05	13	PASS	
		MCH	RB25#0	6.19	13	PASS	
			RB1#0	4.62	13	PASS	
			RB1#13	4.63	13	PASS	
			RB1#24	4.66	13	PASS	
			RB12#0	5.8	13	PASS	
			RB12#6	5.76	13	PASS	
			RB12#13	5.8	13	PASS	
		HCH	RB25#0	5.84	13	PASS	
			RB1#0	4.83	13	PASS	
			RB1#13	4.34	13	PASS	
			RB1#24	4.33	13	PASS	
			RB12#0	5.62	13	PASS	
			RB12#6	5.54	13	PASS	
			RB12#13	5.51	13	PASS	
		10	RB25#0	6	13	PASS	
RB1#0	4.41		13	PASS			
RB1#25	4.58		13	PASS			
RB1#49	4.28		13	PASS			
RB25#0	6.12		13	PASS			
RB25#13	6		13	PASS			
				RB25#25	6.02	13	PASS



Test Band(For LTE)	Test Mode	Test Bandwidth (MHz)	Test Channel	Test RB	Measured[dB]	Limit [dB]	Verdict	
				RB50#0	6.23	13	PASS	
			MCH	RB1#0	4.72	13	PASS	
				RB1#25	4.84	13	PASS	
				RB1#49	4.84	13	PASS	
				RB25#0	6.04	13	PASS	
				RB25#13	5.99	13	PASS	
				RB25#25	6.04	13	PASS	
				RB50#0	6.25	13	PASS	
			HCH	RB1#0	4.82	13	PASS	
				RB1#25	4.96	13	PASS	
				RB1#49	4.64	13	PASS	
				RB25#0	6.02	13	PASS	
				RB25#13	5.91	13	PASS	
				RB25#25	5.84	13	PASS	
			1.4	LCH	RB1#0	5.73	13	PASS
					RB1#3	5.98	13	PASS
					RB1#5	5.82	13	PASS
					RB3#0	6.15	13	PASS
					RB3#2	6.26	13	PASS
					RB3#3	6.25	13	PASS
					RB6#0	6.76	13	PASS
				MCH	RB1#0	5.39	13	PASS
					RB1#3	5.53	13	PASS
					RB1#5	5.37	13	PASS
					RB3#0	6.11	13	PASS
					RB3#2	6.16	13	PASS
					RB3#3	6.12	13	PASS
					RB6#0	6.77	13	PASS
	HCH	RB1#0	5.24	13	PASS			
		RB1#3	5.43	13	PASS			
		RB1#5	5.22	13	PASS			
		RB3#0	5.7	13	PASS			
		RB3#2	6.12	13	PASS			
RB3#3		5.83	13	PASS				
RB6#0		6.43	13	PASS				
		3	LCH	RB1#0	5.77	13	PASS	
				RB1#7	6	13	PASS	
				RB1#14	5.99	13	PASS	



Test Band(For LTE)	Test Mode	Test Bandwidth (MHz)	Test Channel	Test RB	Measured[dB]	Limit [dB]	Verdict	
				RB8#0	6.84	13	PASS	
				RB8#4	6.82	13	PASS	
				RB8#7	6.87	13	PASS	
				RB15#0	6.93	13	PASS	
			MCH	RB1#0	5.76	13	PASS	
				RB1#7	6.13	13	PASS	
				RB1#14	5.8	13	PASS	
				RB8#0	6.41	13	PASS	
				RB8#4	6.38	13	PASS	
				RB8#7	6.46	13	PASS	
			HCH	RB15#0	6.84	13	PASS	
				RB1#0	5.1	13	PASS	
				RB1#7	5.19	13	PASS	
				RB1#14	5.06	13	PASS	
				RB8#0	6.8	13	PASS	
		RB8#4		6.72	13	PASS		
		5	LCH		RB8#7	6.68	13	PASS
					RB15#0	6.69	13	PASS
					RB1#0	5.75	13	PASS
					RB1#13	5.97	13	PASS
					RB1#24	5.79	13	PASS
					RB12#0	6.75	13	PASS
					RB12#6	6.8	13	PASS
			MCH	RB12#13	6.86	13	PASS	
				RB25#0	7.21	13	PASS	
				RB1#0	5.35	13	PASS	
				RB1#13	5.33	13	PASS	
				RB1#24	5.52	13	PASS	
				RB12#0	6.73	13	PASS	
				RB12#6	6.71	13	PASS	
HCH	RB12#13		6.76	13	PASS			
	RB25#0	6.91	13	PASS				
	RB1#0	5.63	13	PASS				
	RB1#13	5.4	13	PASS				
	RB1#24	5.36	13	PASS				
	RB12#0	6.64	13	PASS				
	RB12#6	6.53	13	PASS				
	RB12#13	6.6	13	PASS				
	RB25#0	6.87	13	PASS				



Test Band(For LTE)	Test Mode	Test Bandwidth (MHz)	Test Channel	Test RB	Measured[dB]	Limit [dB]	Verdict
		10	LCH	RB1#0	5.7	13	PASS
				RB1#25	5.92	13	PASS
				RB1#49	5.63	13	PASS
				RB25#0	7.08	13	PASS
				RB25#13	6.96	13	PASS
				RB25#25	6.9	13	PASS
				RB50#0	6.92	13	PASS
			MCH	RB1#0	5.4	13	PASS
				RB1#25	5.47	13	PASS
				RB1#49	5.76	13	PASS
				RB25#0	6.85	13	PASS
				RB25#13	6.77	13	PASS
				RB25#25	6.85	13	PASS
				RB50#0	7.13	13	PASS
			HCH	RB1#0	5.43	13	PASS
				RB1#25	5.6	13	PASS
				RB1#49	5.24	13	PASS
				RB25#0	6.94	13	PASS
				RB25#13	6.85	13	PASS
				RB25#25	6.8	13	PASS
				RB50#0	6.89	13	PASS

3Appendix_C: Modulation Characteristics

Part I - Test Plots

3.1 For LTE

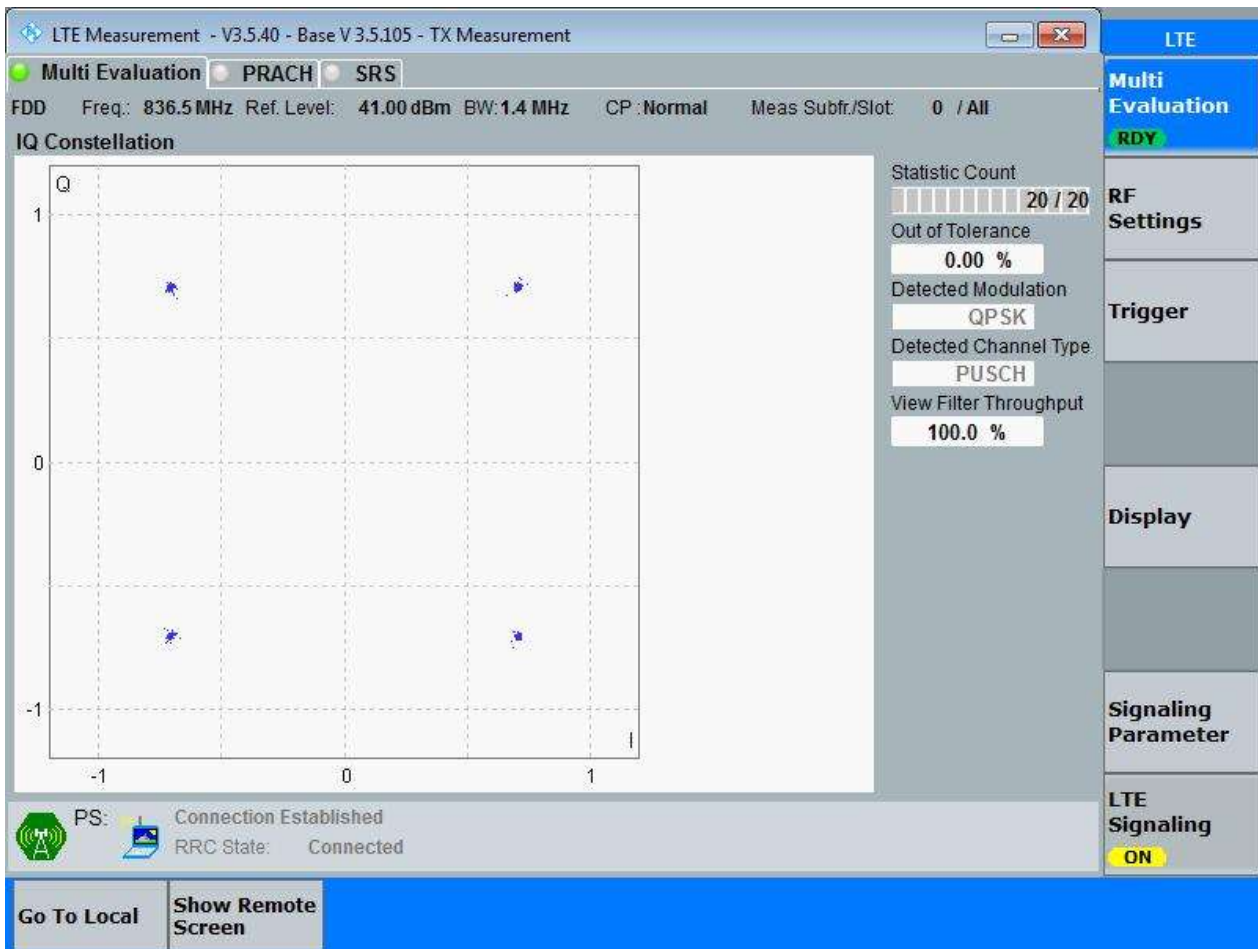
3.1.1 Test Band = BAND5

3.1.1.1 Test Mode = LTE/TM1

3.1.1.1.1 Test Bandwidth = 1.4

3.1.1.1.1.1 Test Channel = MCH

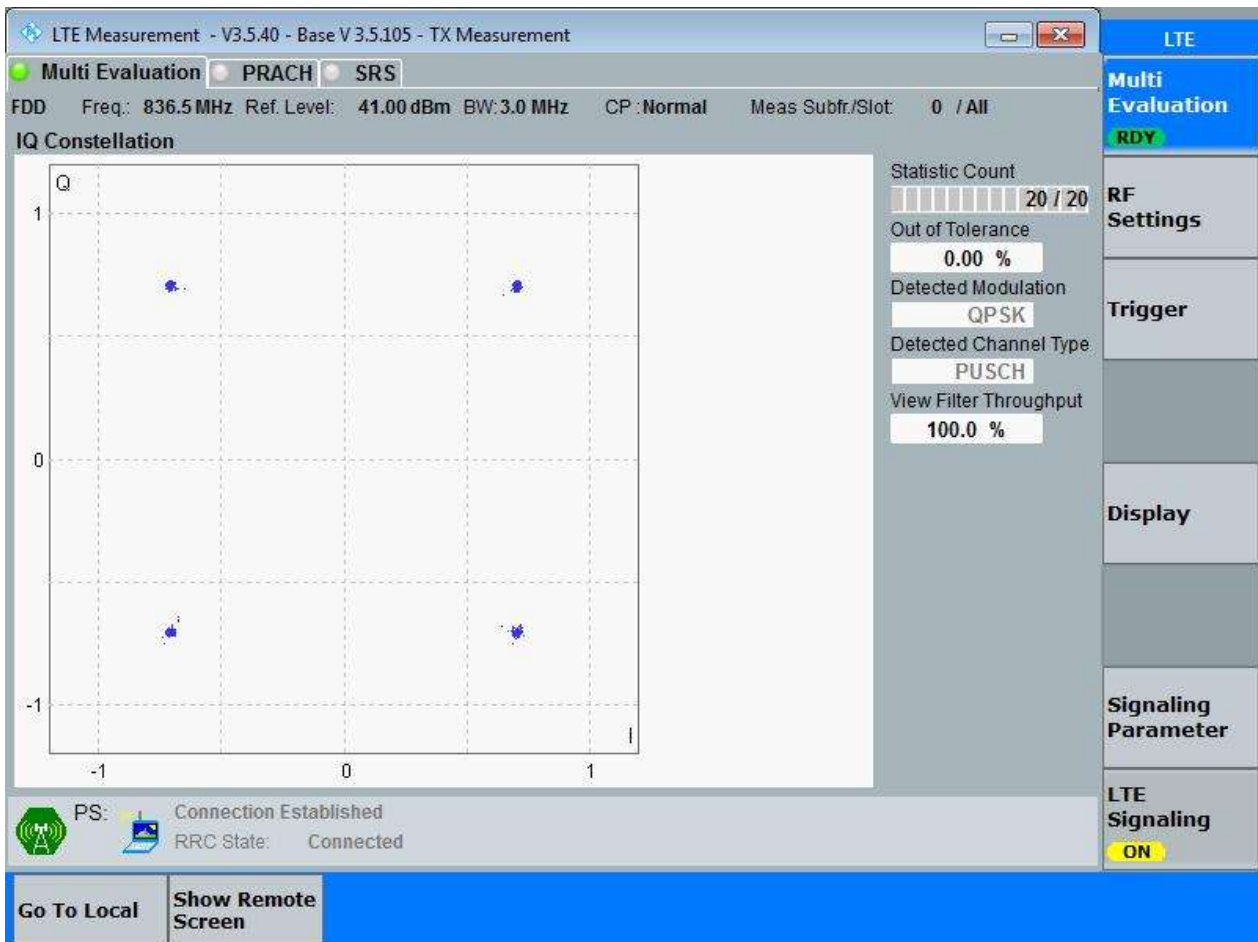
3.1.1.1.1.1.1 Test RB = RB6#0



3.1.1.1.2 Test Bandwidth = 3

3.1.1.1.2.1 Test Channel = MCH

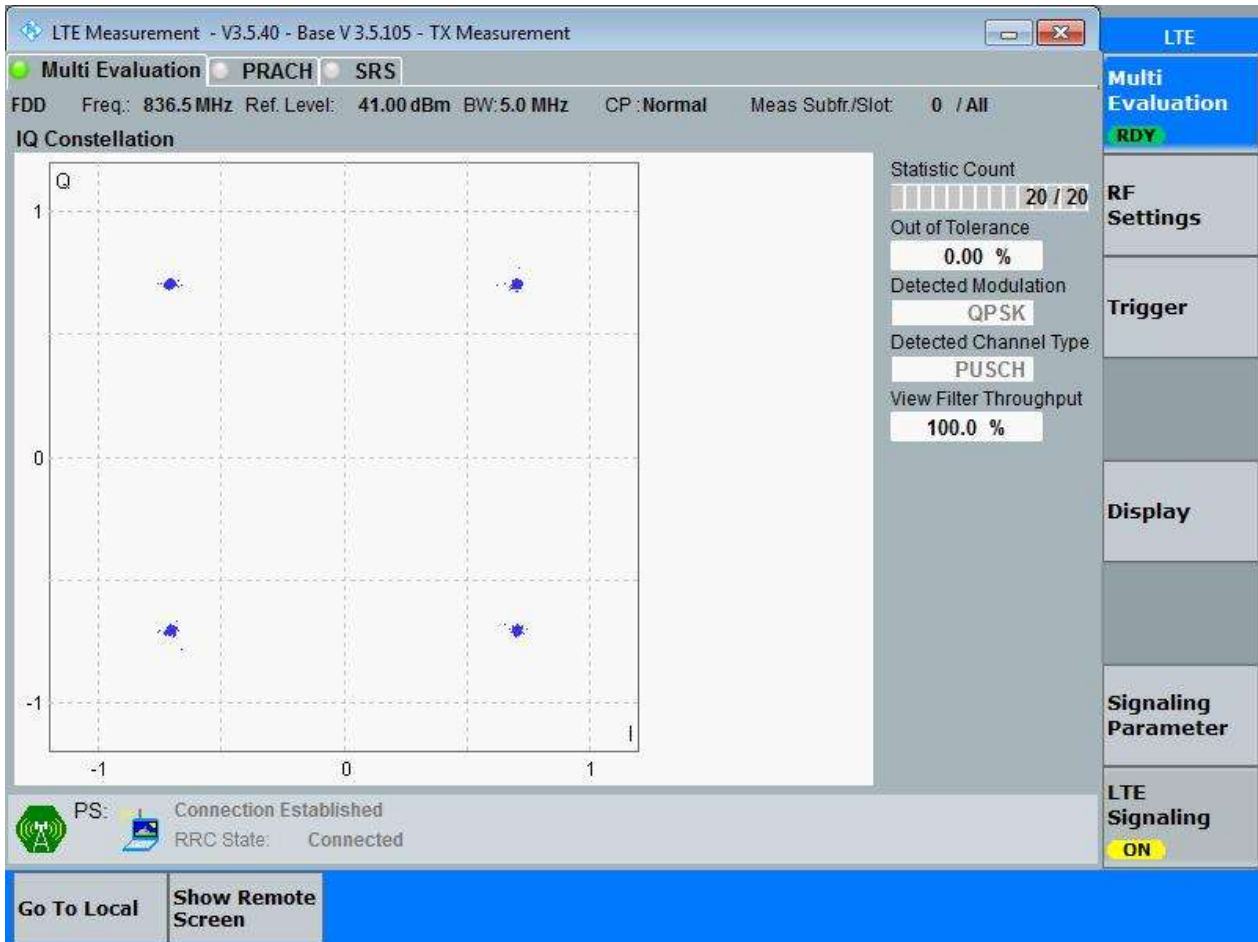
3.1.1.1.2.1.1 Test RB = RB15#0



3.1.1.1.3 Test Bandwidth = 5

3.1.1.1.3.1 Test Channel = MCH

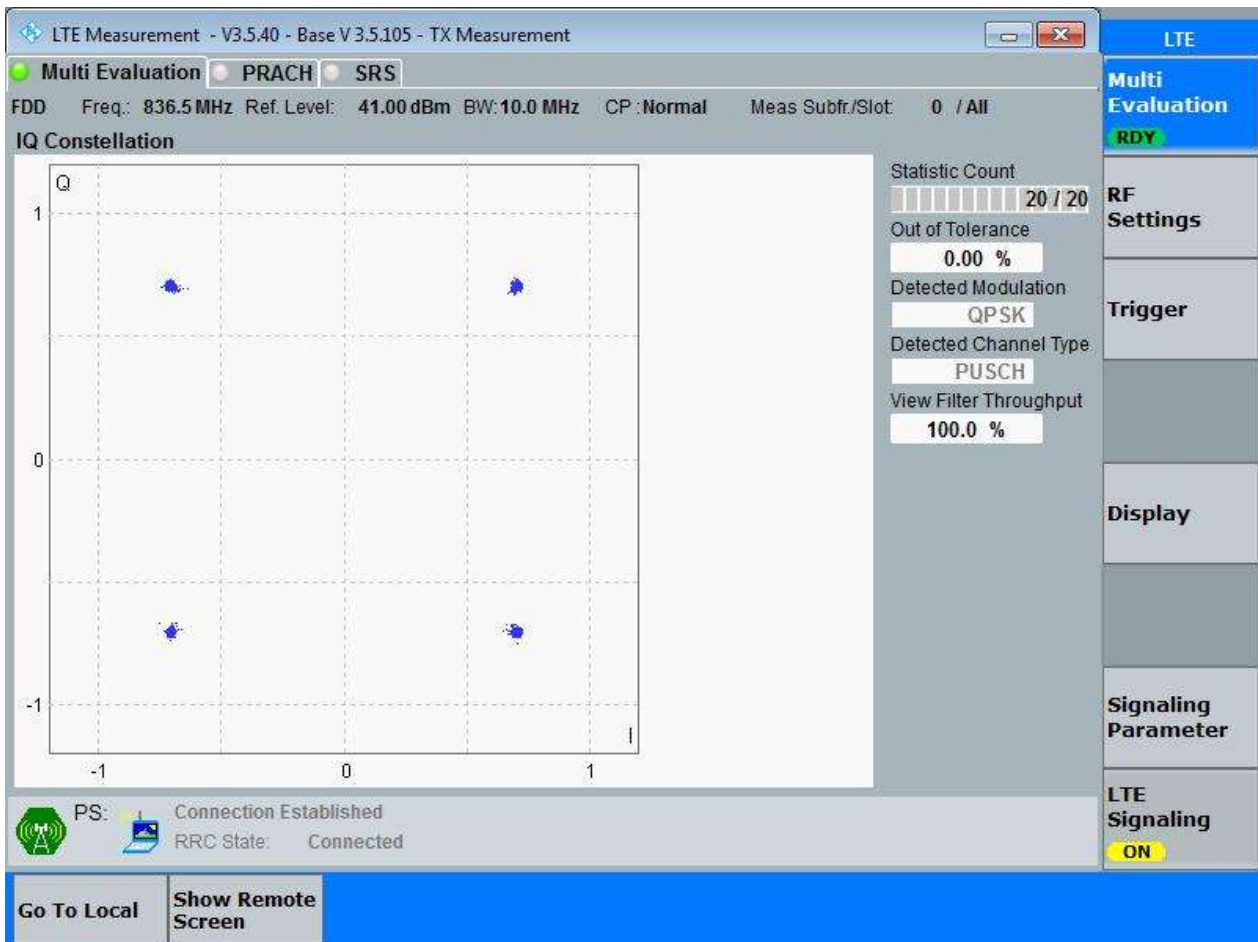
3.1.1.1.3.1.1 Test RB = RB25#0



3.1.1.1.4 Test Bandwidth = 10

3.1.1.1.4.1 Test Channel = MCH

3.1.1.1.4.1.1 Test RB = RB50#0

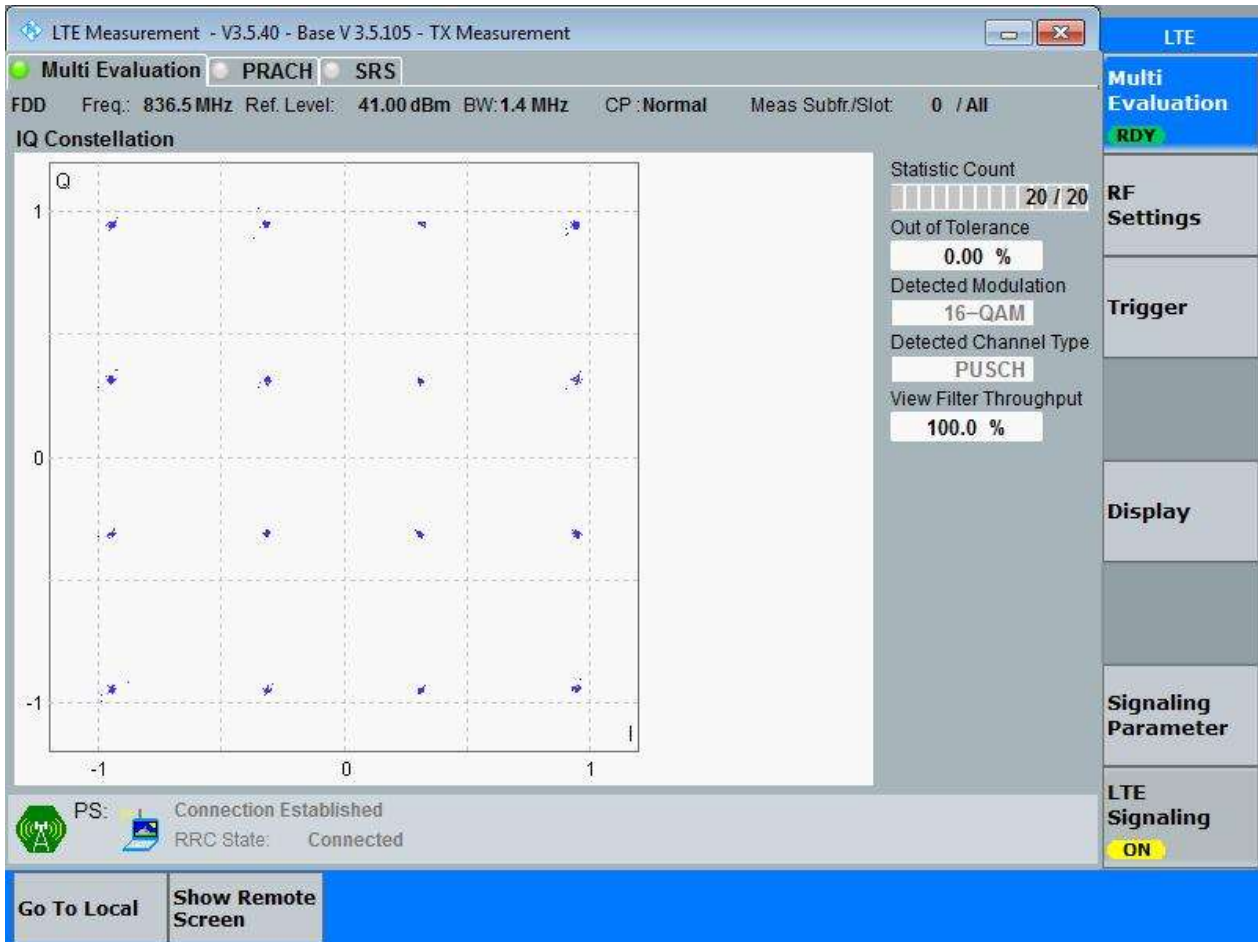


3.1.1.2 Test Mode = LTE/TM2

3.1.1.2.1 Test Bandwidth = 1.4

3.1.1.2.1.1 Test Channel = MCH

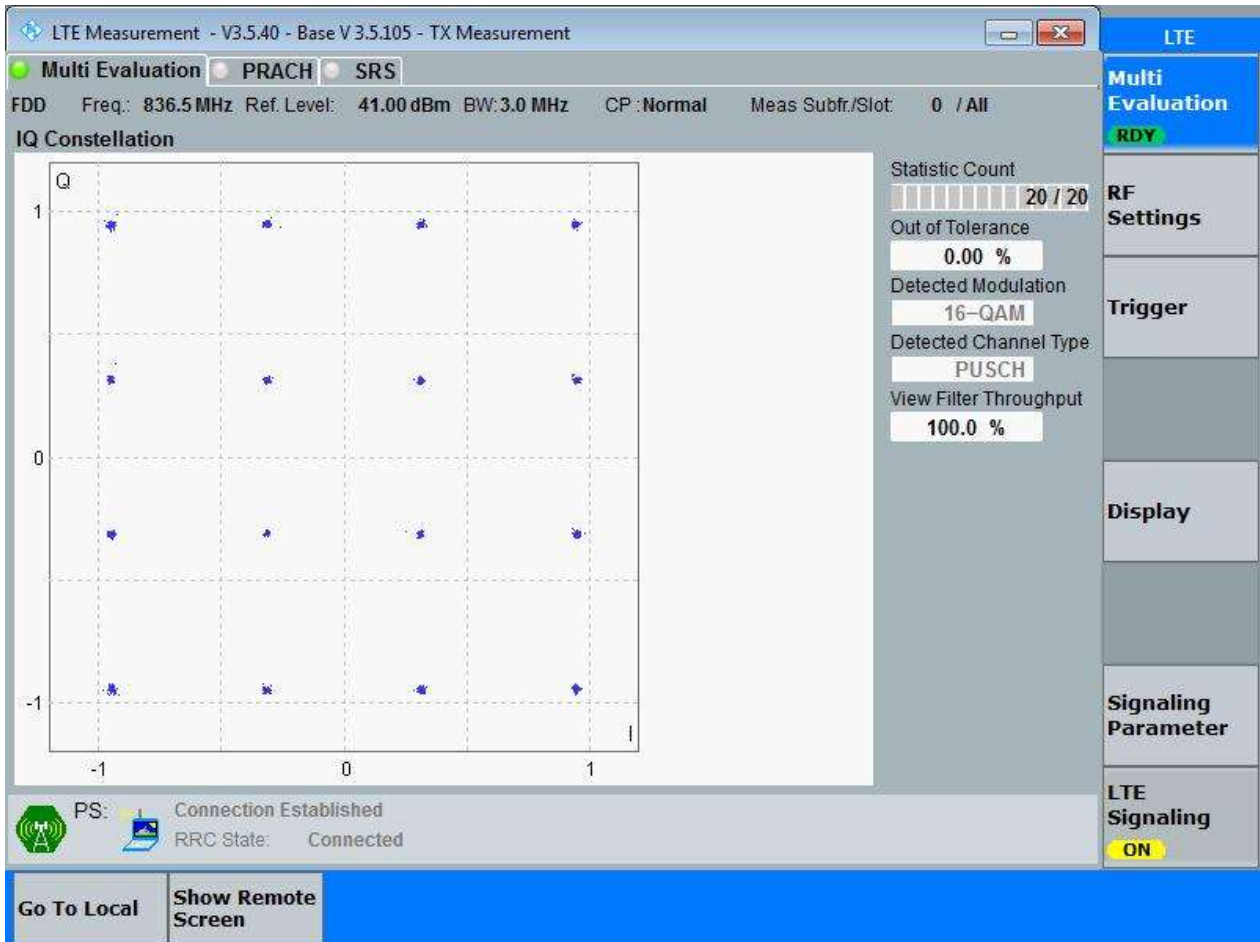
3.1.1.2.1.1.1 Test RB = RB6#0



3.1.1.2.2 Test Bandwidth = 3

3.1.1.2.2.1 Test Channel = MCH

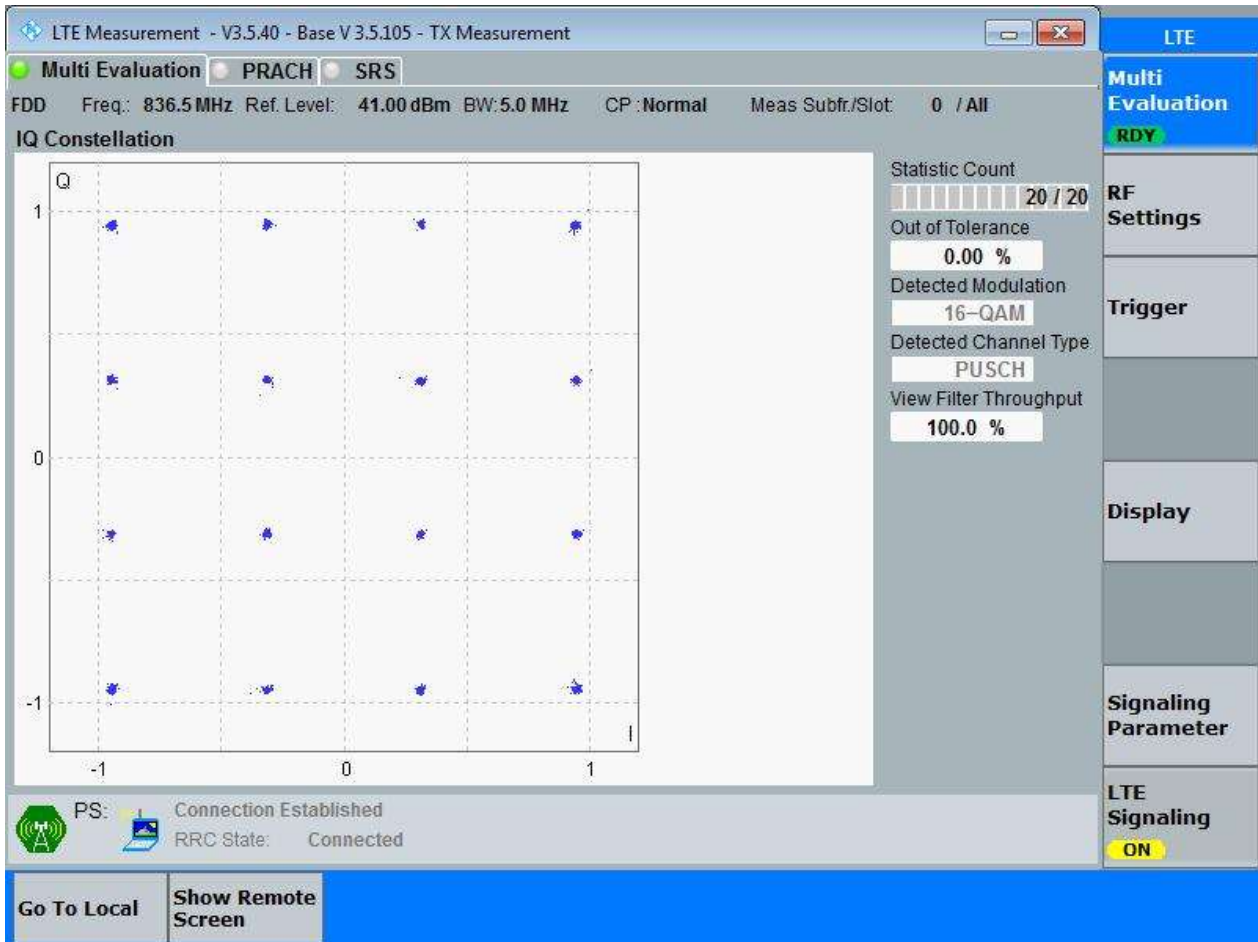
3.1.1.2.2.1.1 Test RB = RB15#0



3.1.1.2.3 Test Bandwidth = 5

3.1.1.2.3.1 Test Channel = MCH

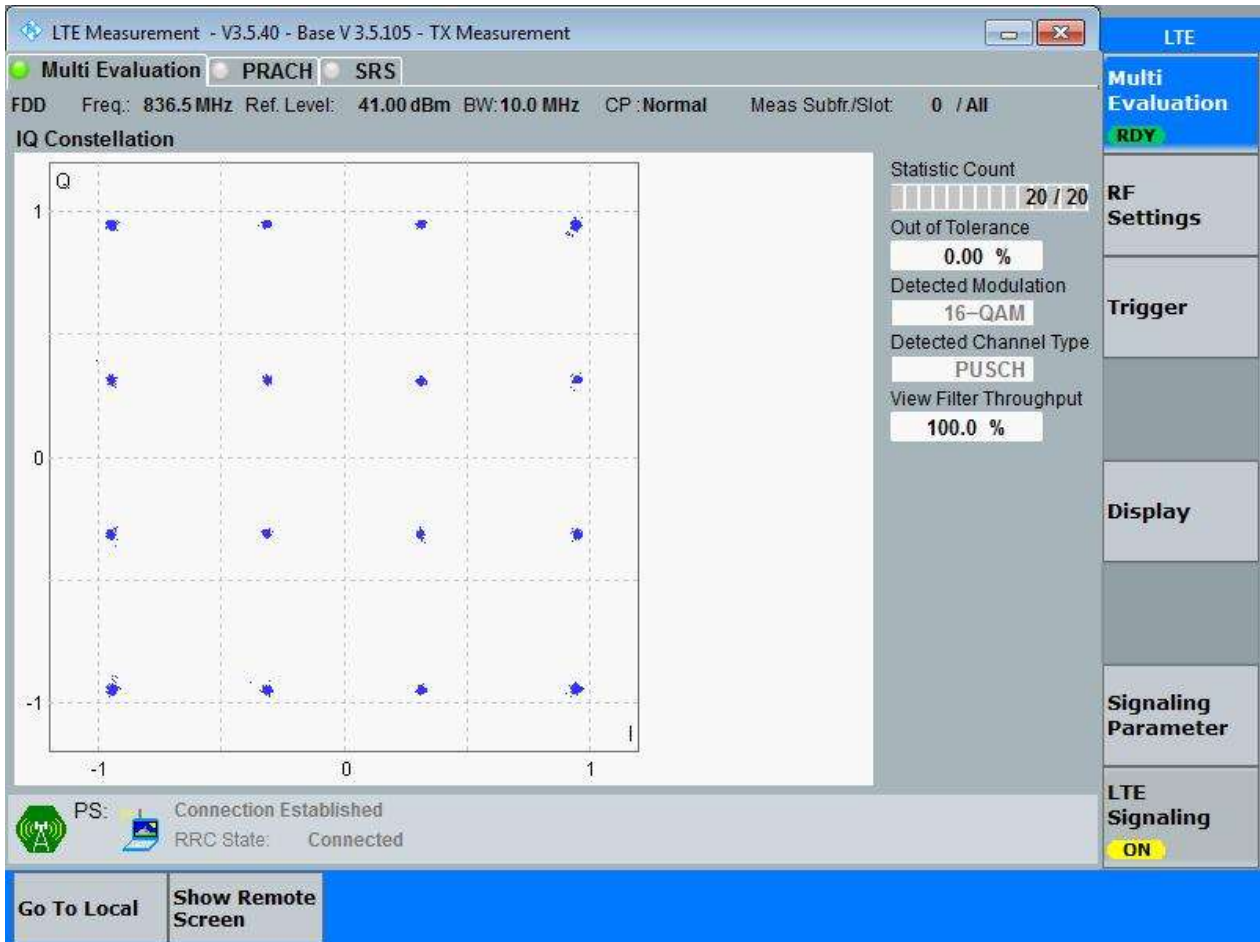
3.1.1.2.3.1.1 Test RB = RB25#0



3.1.1.2.4 Test Bandwidth = 10

3.1.1.2.4.1 Test Channel = MCH

3.1.1.2.4.1.1 Test RB = RB50#0



4Appendix_D: Bandwidth

Part I - Test Results

Test Band	Test Mode	Test Bandwidth	Test Channel	Test RB	Occupied Bandwidth [MHz]	Emission Bandwidth [MHz]	Verdict
BAND5	LTE/TM1	1.4	LCH	RB6#0	1.09	1.23	Pass
			MCH	RB6#0	1.09	1.23	Pass
			HCH	RB6#0	1.09	1.23	Pass
		3	LCH	RB15#0	2.70	2.93	Pass
			MCH	RB15#0	2.71	2.95	Pass
			HCH	RB15#0	2.71	2.92	Pass
		5	LCH	RB25#0	4.50	4.88	Pass
			MCH	RB25#0	4.51	4.89	Pass
			HCH	RB25#0	4.50	4.88	Pass
		10	LCH	RB50#0	8.99	9.64	Pass
			MCH	RB50#0	9.00	9.64	Pass
			HCH	RB50#0	9.00	9.59	Pass
	LTE/TM2	1.4	LCH	RB6#0	1.09	1.23	Pass
			MCH	RB6#0	1.09	1.22	Pass
			HCH	RB6#0	1.09	1.23	Pass
		3	LCH	RB15#0	2.71	2.96	Pass
			MCH	RB15#0	2.71	2.94	Pass
			HCH	RB15#0	2.71	2.93	Pass
		5	LCH	RB25#0	4.51	4.88	Pass
			MCH	RB25#0	4.50	4.87	Pass
			HCH	RB25#0	4.50	4.86	Pass
		10	LCH	RB50#0	9.00	9.67	Pass
			MCH	RB50#0	9.00	9.65	Pass
			HCH	RB50#0	9.00	9.64	Pass

Part II - Test Plots

4.1 For LTE

4.1.1 Test Band = BAND5

4.1.1.1 Test Mode = LTE/TM1

4.1.1.1.1 Test Bandwidth = 1.4

4.1.1.1.1.1 Test Channel = LCH

4.1.1.1.1.1.1 Test RB = RB6#0



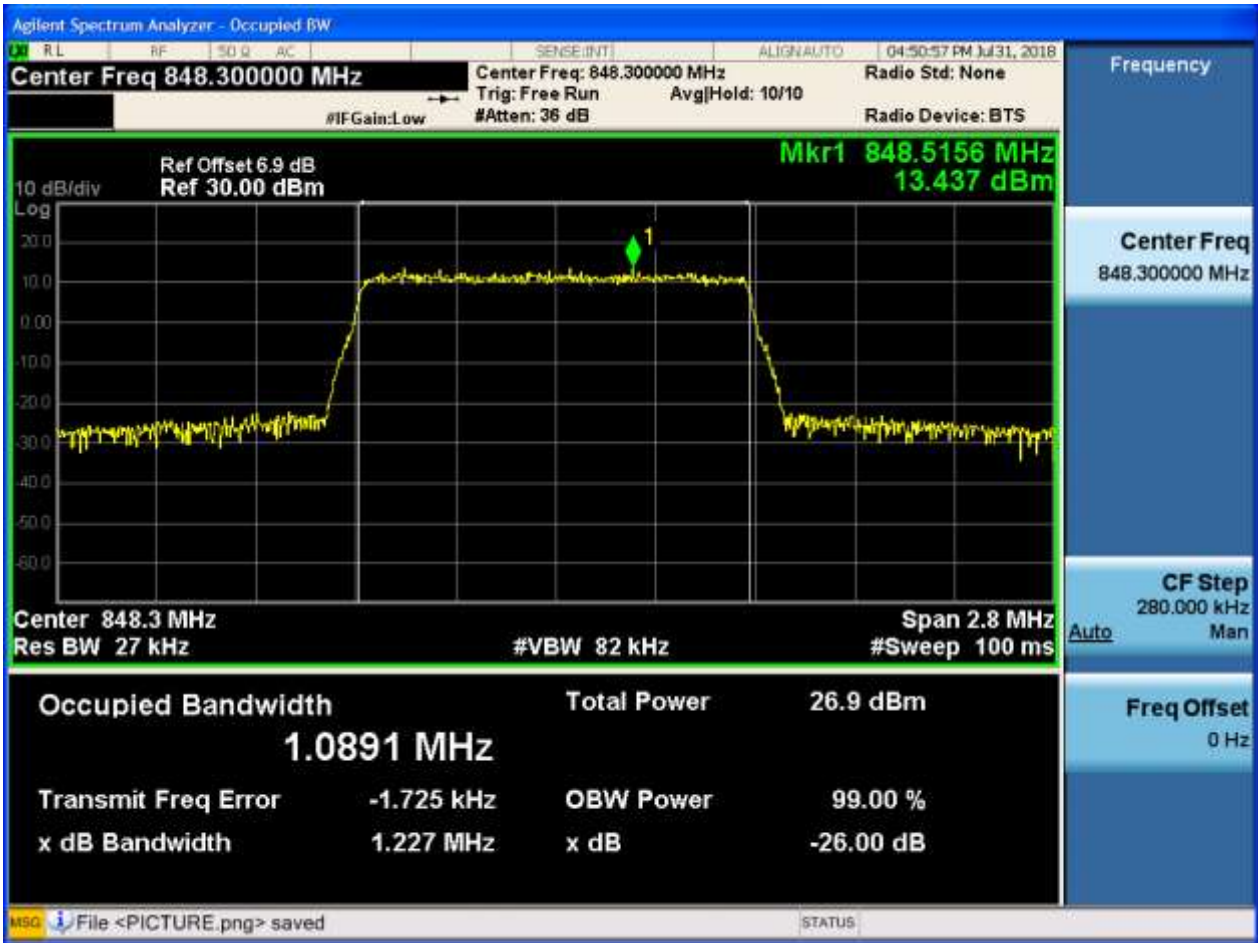
4.1.1.1.1.2 Test Channel = MCH

4.1.1.1.1.2.1 Test RB = RB6#0



4.1.1.1.1.3 Test Channel = HCH

4.1.1.1.1.3.1 Test RB = RB6#0

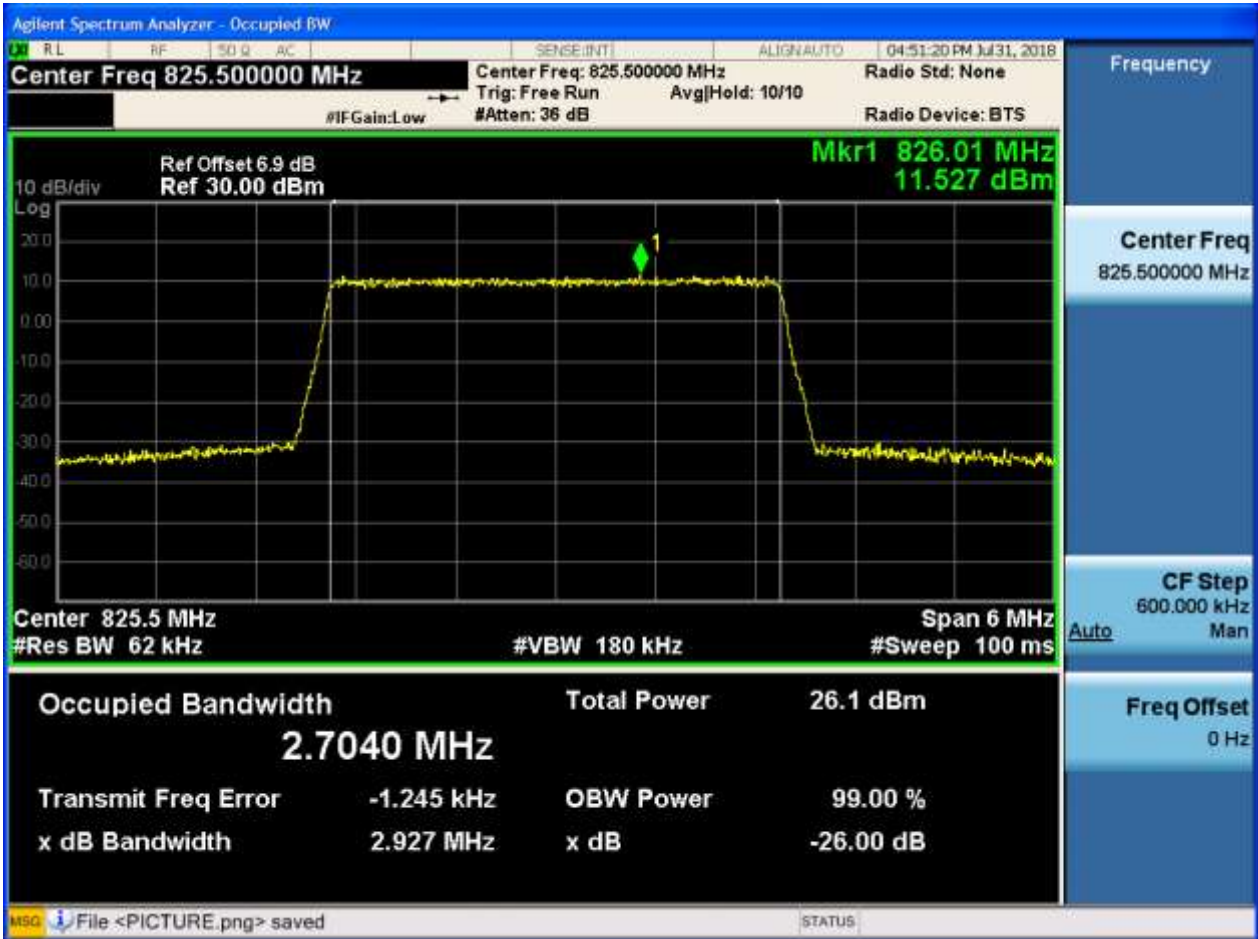




4.1.1.1.2 Test Bandwidth = 3

4.1.1.1.2.1 Test Channel = LCH

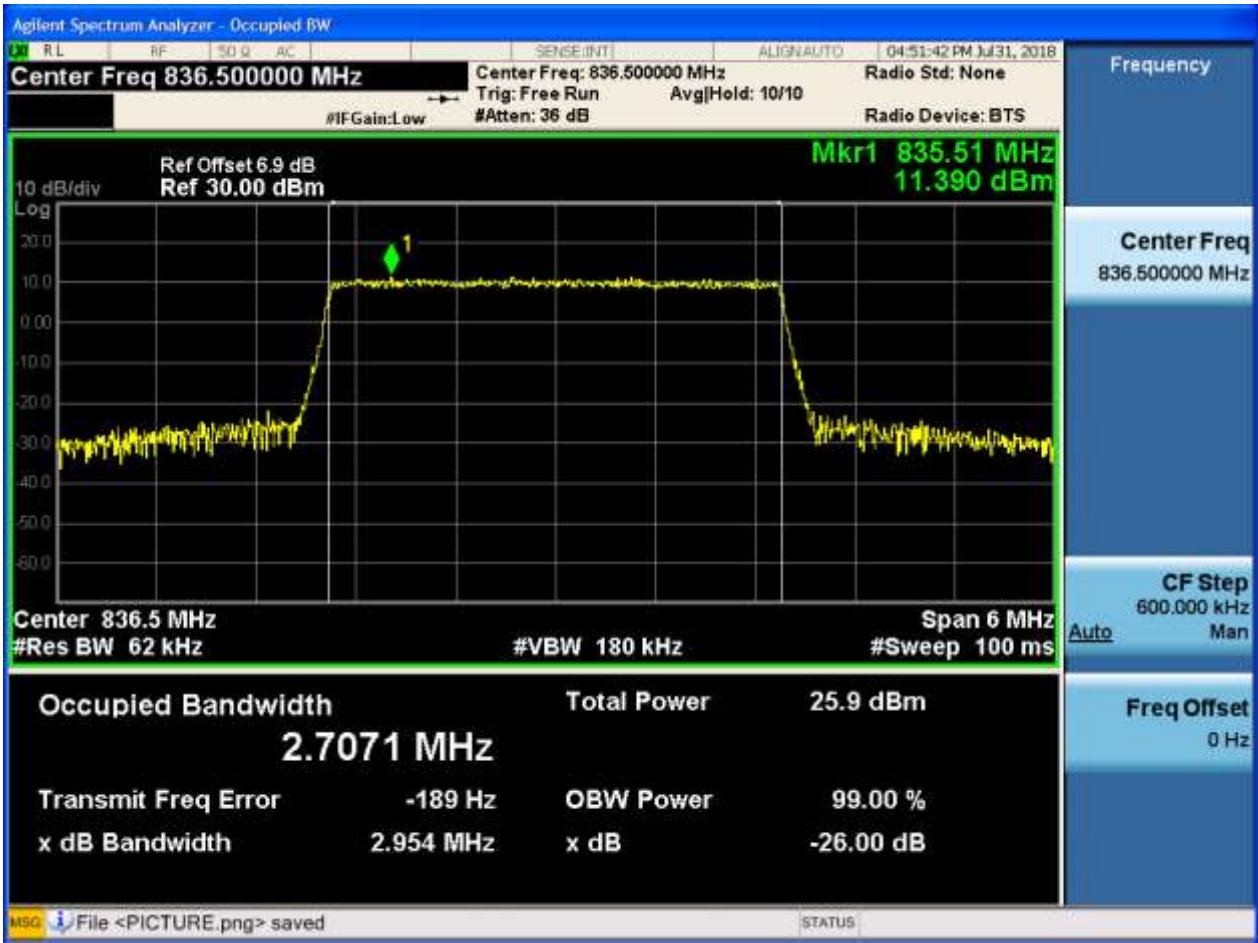
4.1.1.1.2.1.1 Test RB = RB15#0





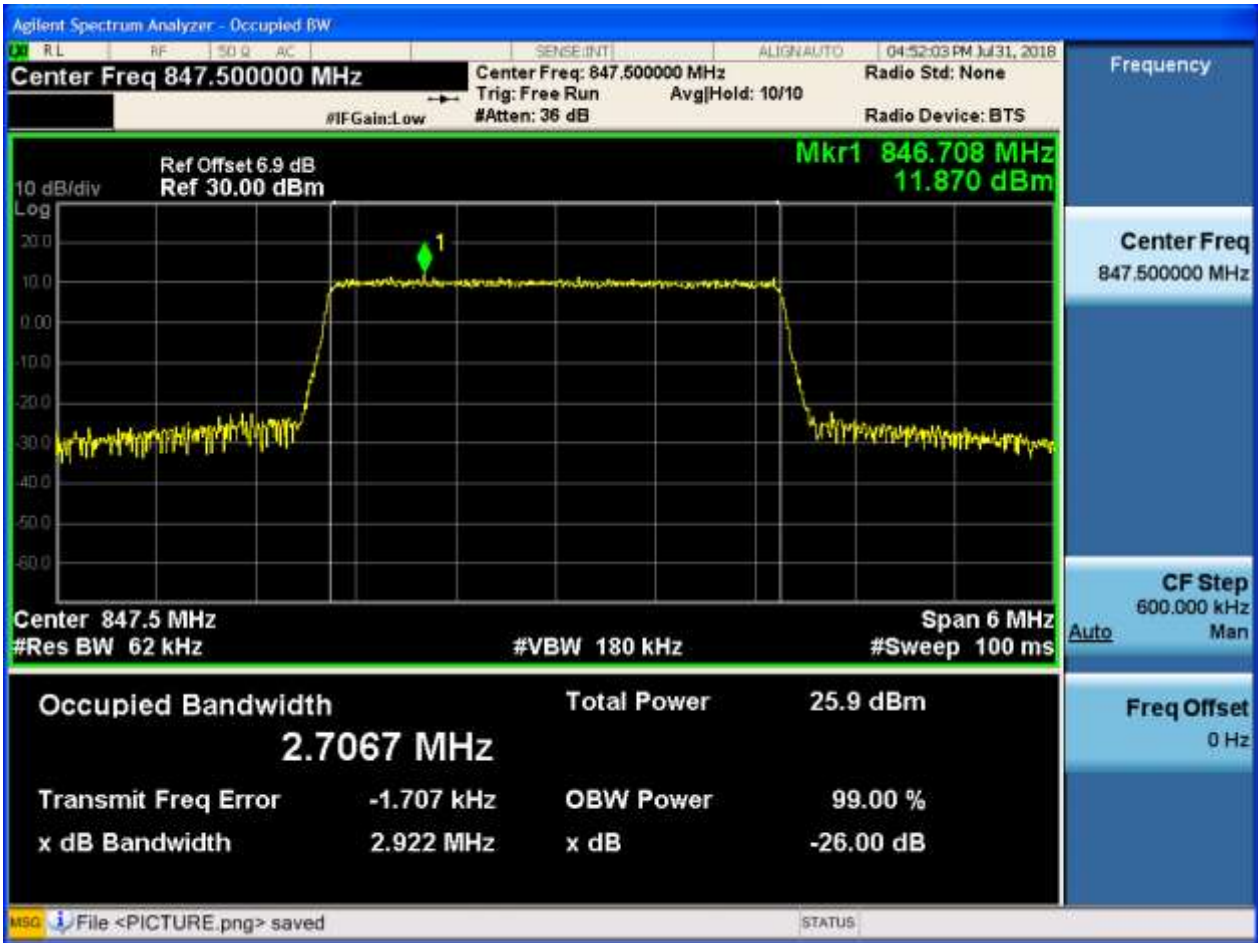
4.1.1.1.2.2 Test Channel = MCH

4.1.1.1.2.2.1 Test RB = RB15#0



4.1.1.1.2.3 Test Channel = HCH

4.1.1.1.2.3.1 Test RB = RB15#0

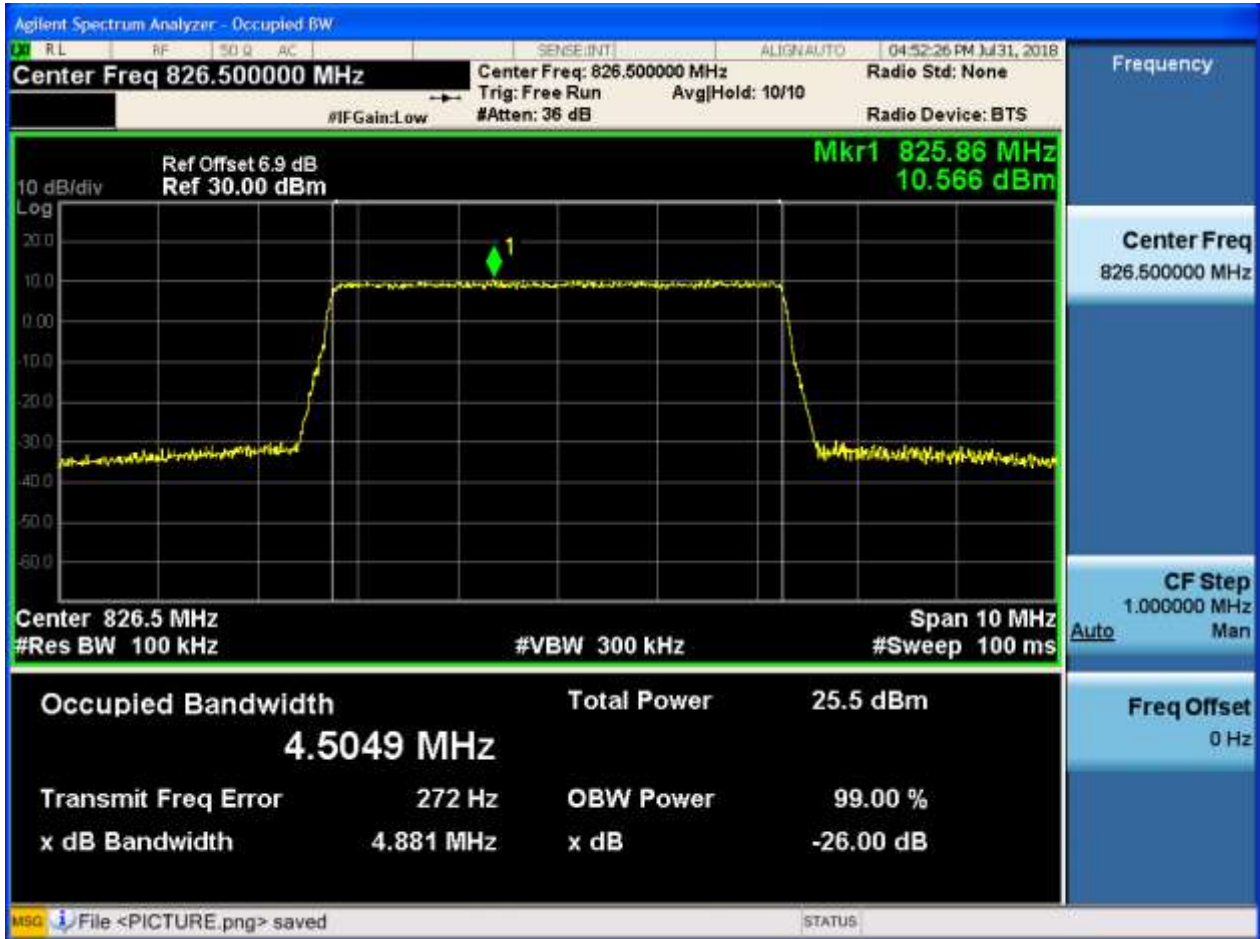




4.1.1.1.3 Test Bandwidth = 5

4.1.1.1.3.1 Test Channel = LCH

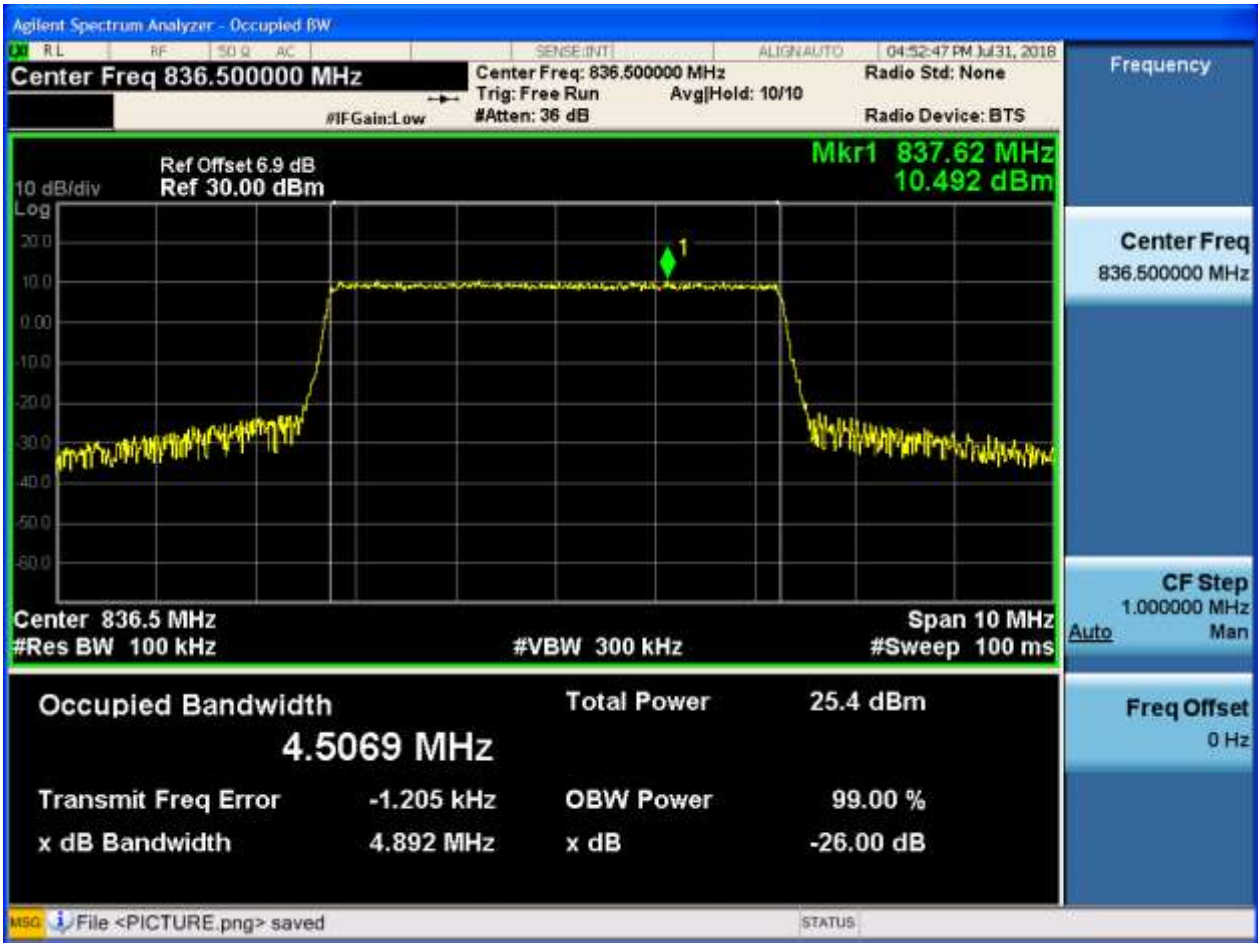
4.1.1.1.3.1.1 Test RB = RB25#0





4.1.1.1.3.2 Test Channel = MCH

4.1.1.1.3.2.1 Test RB = RB25#0



4.1.1.1.3.3 Test Channel = HCH

4.1.1.1.3.3.1 Test RB = RB25#0

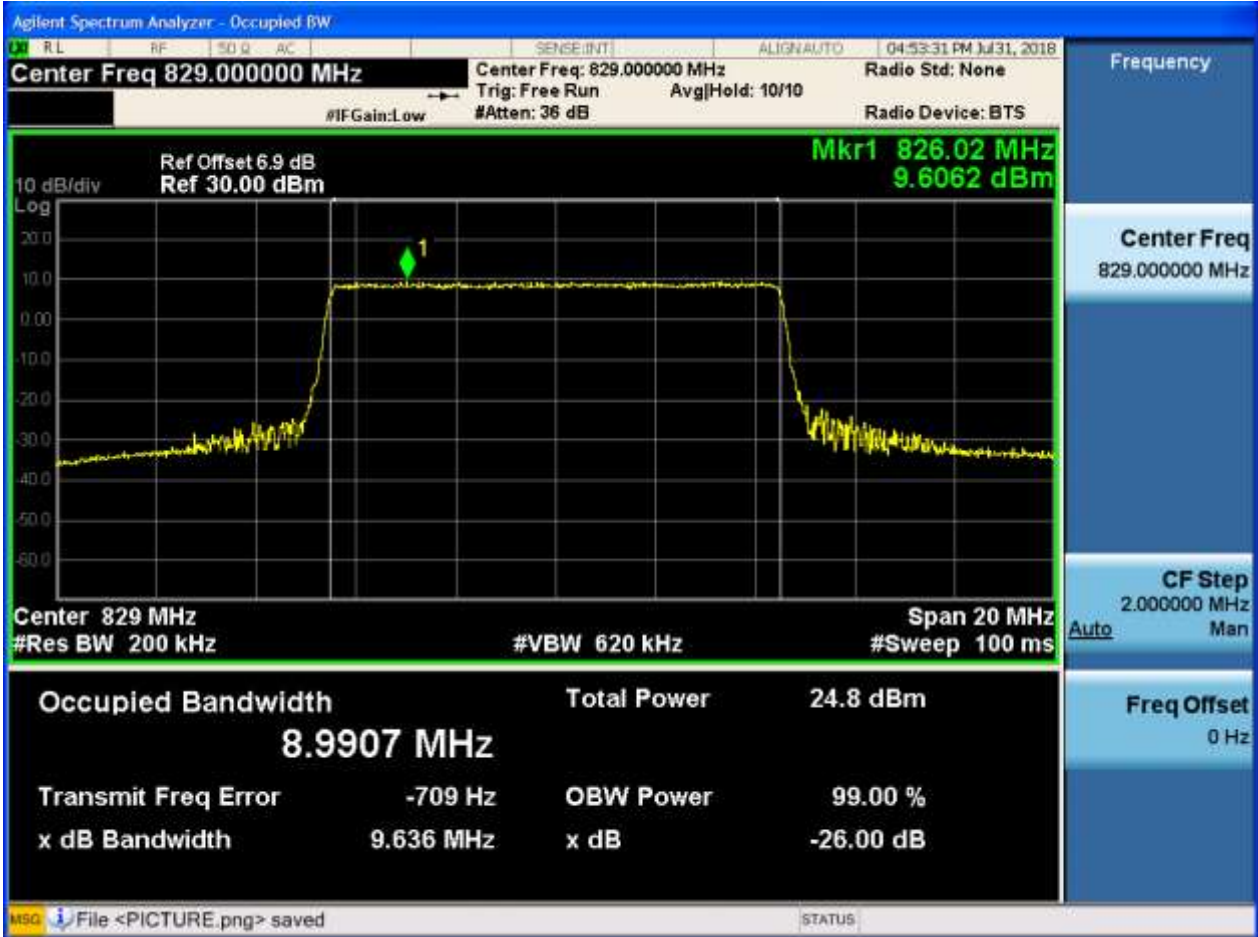




4.1.1.1.4 Test Bandwidth = 10

4.1.1.1.4.1 Test Channel = LCH

4.1.1.1.4.1.1 Test RB = RB50#0





4.1.1.1.4.2 Test Channel = MCH

4.1.1.1.4.2.1 Test RB = RB50#0



4.1.1.1.4.3 Test Channel = HCH

4.1.1.1.4.3.1 Test RB = RB50#0

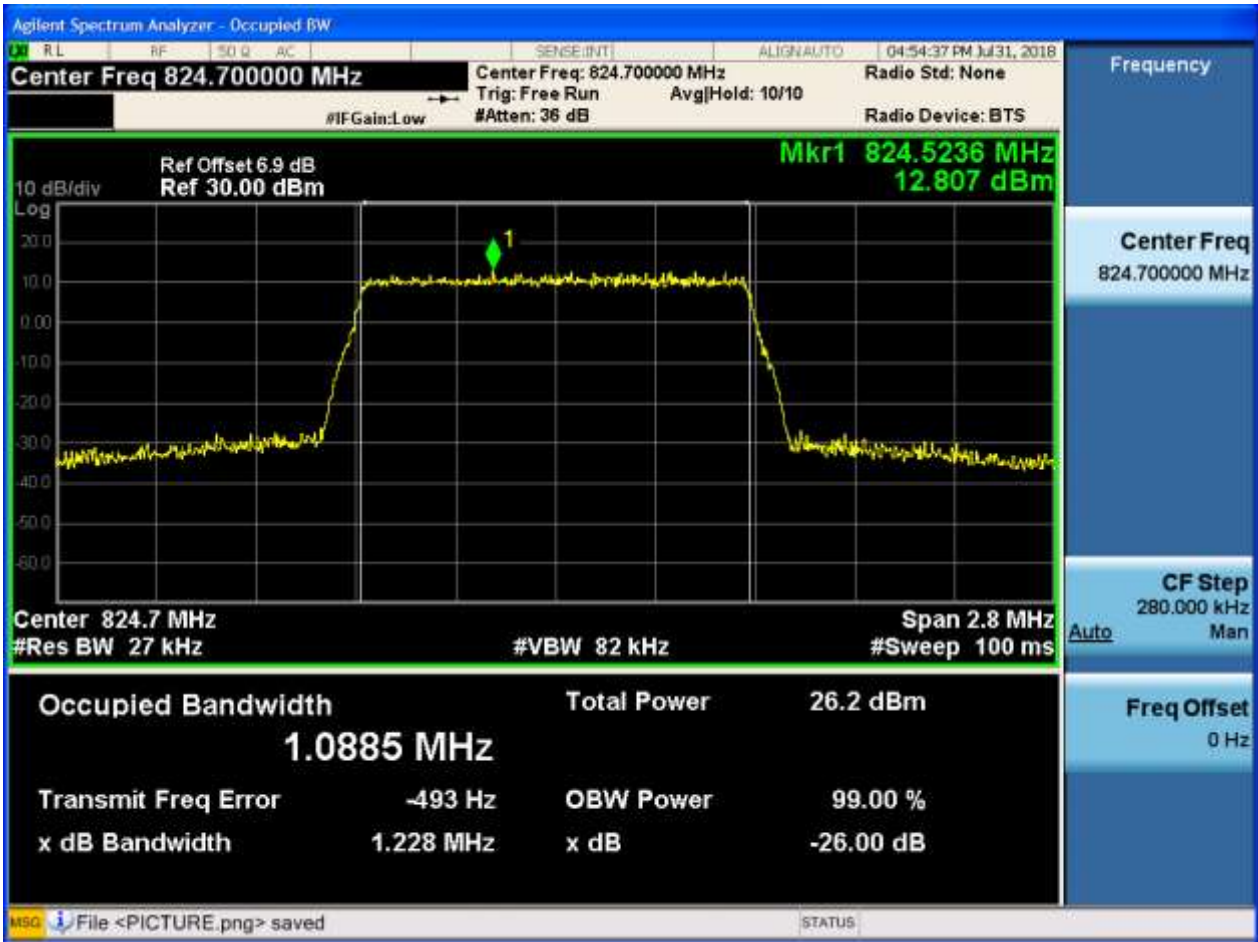


4.1.1.2 Test Mode = LTE/TM2

4.1.1.2.1 Test Bandwidth = 1.4

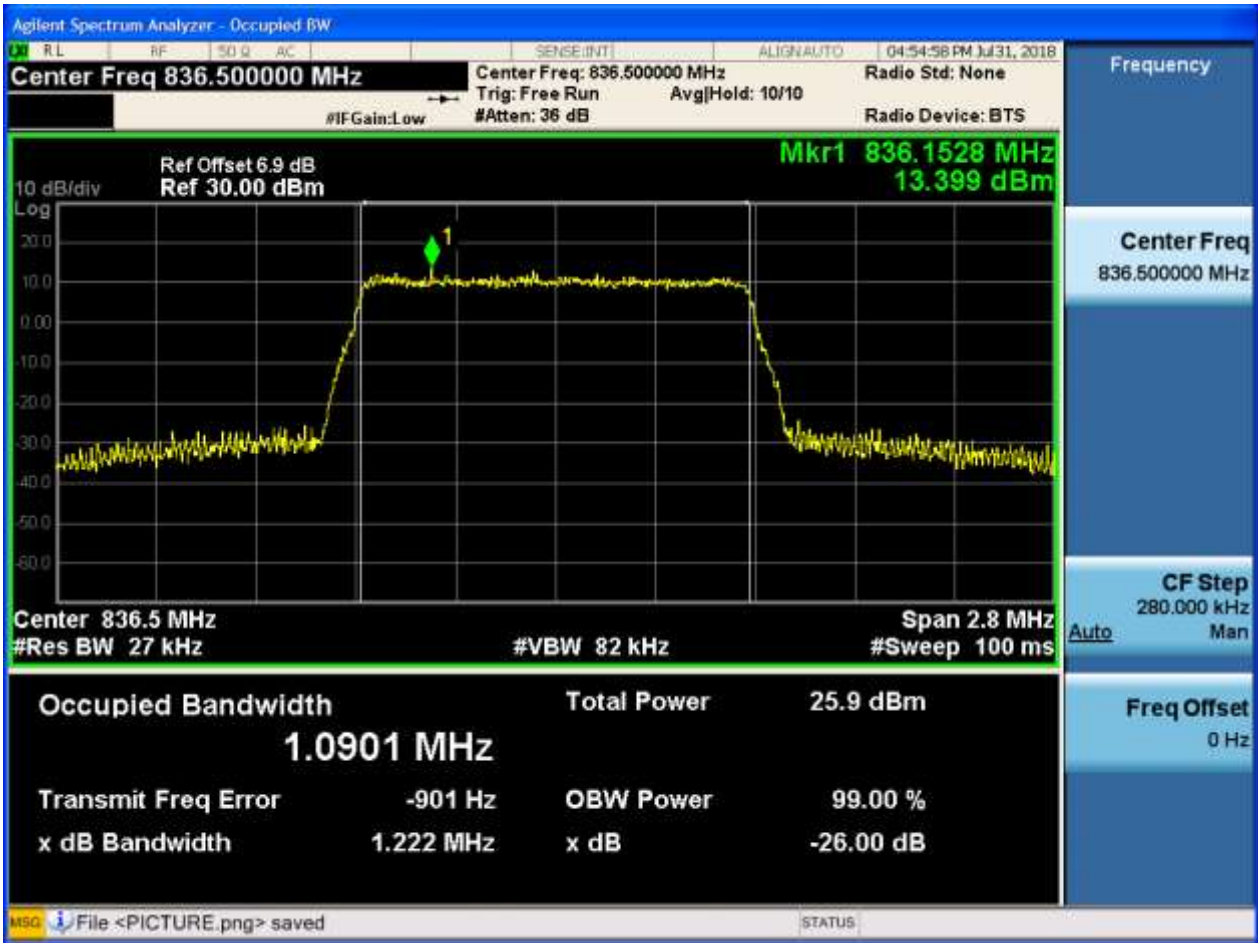
4.1.1.2.1.1 Test Channel = LCH

4.1.1.2.1.1.1 Test RB = RB6#0



4.1.1.2.1.2 Test Channel = MCH

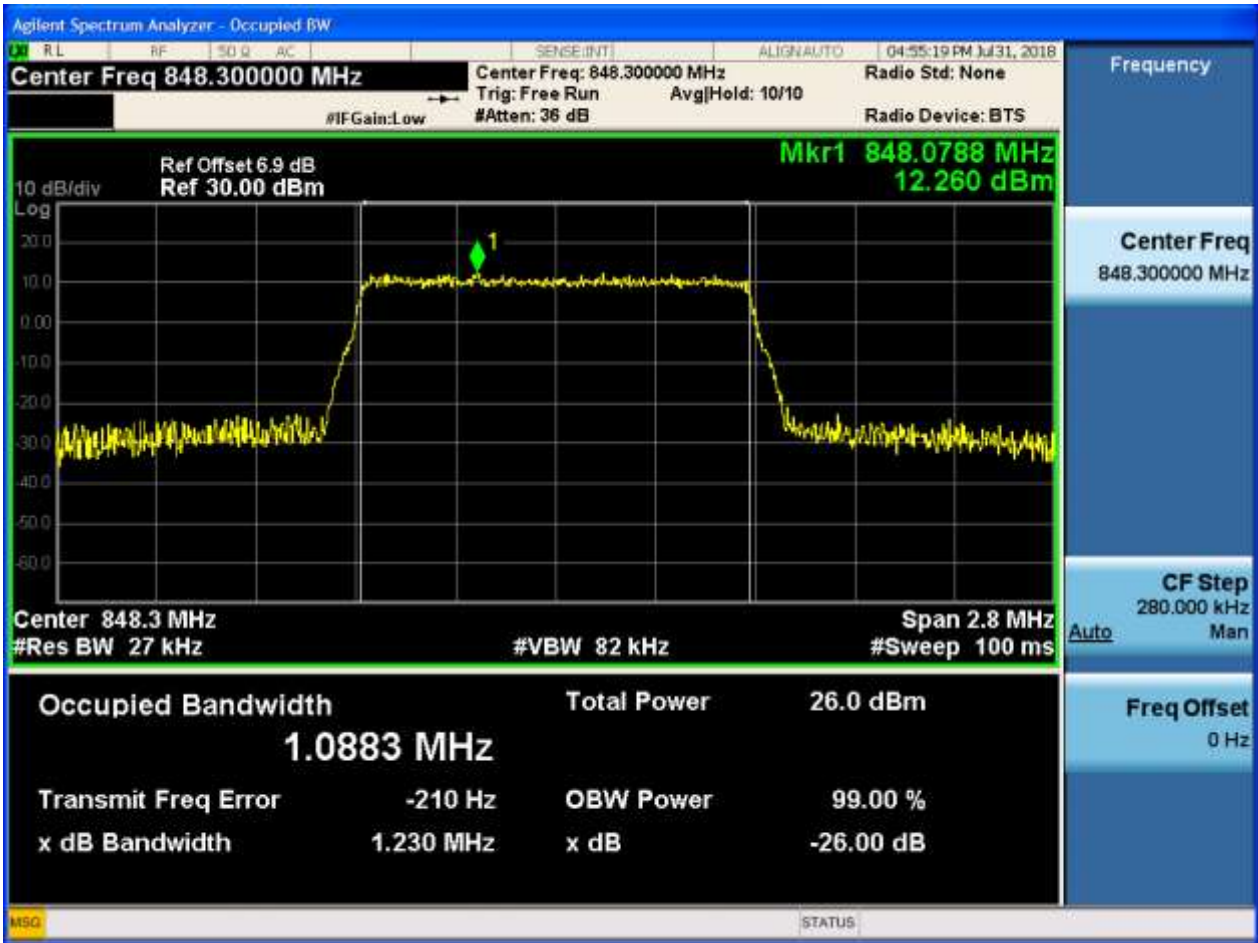
4.1.1.2.1.2.1 Test RB = RB6#0





4.1.1.2.1.3 Test Channel = HCH

4.1.1.2.1.3.1 Test RB = RB6#0

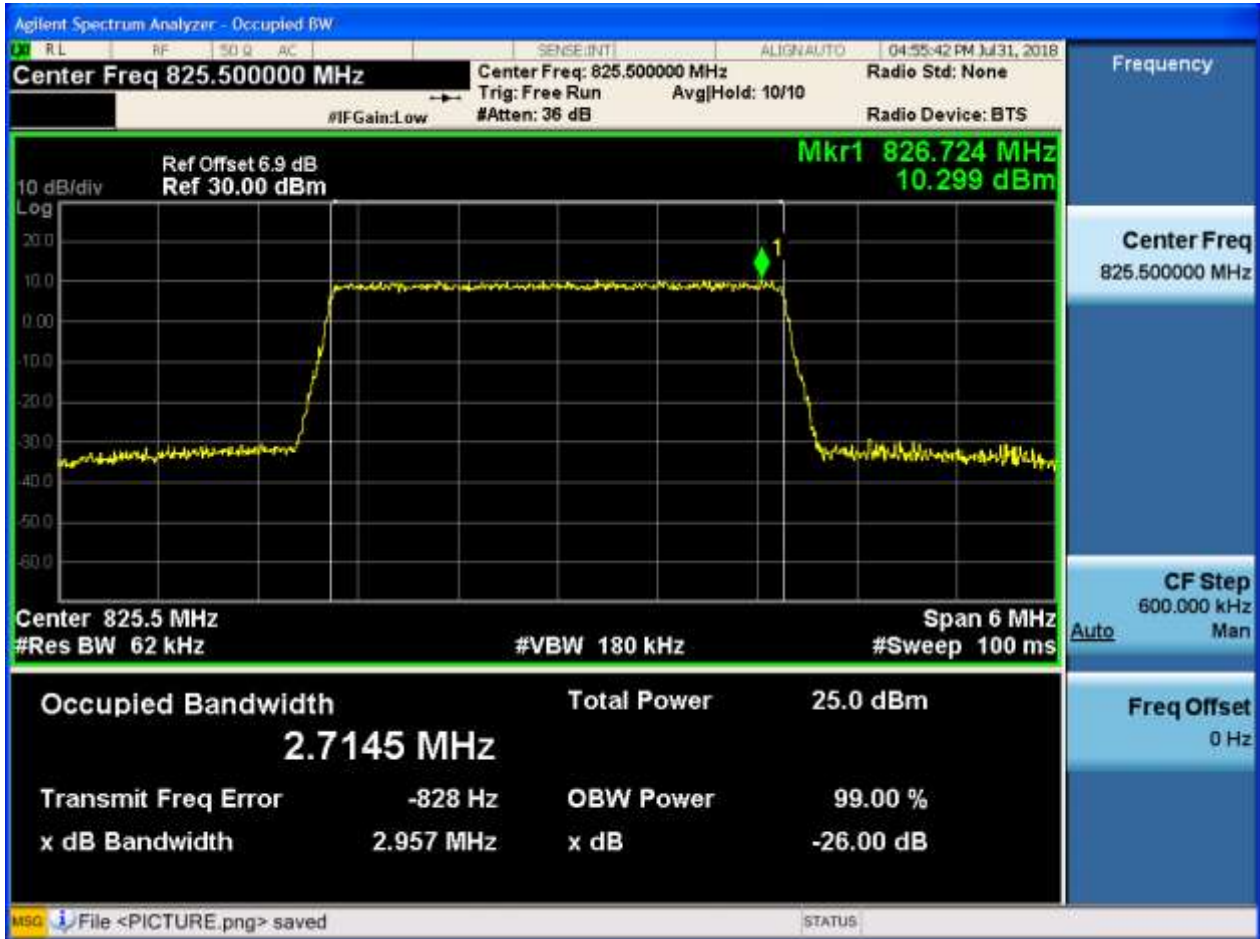




4.1.1.2.2 Test Bandwidth = 3

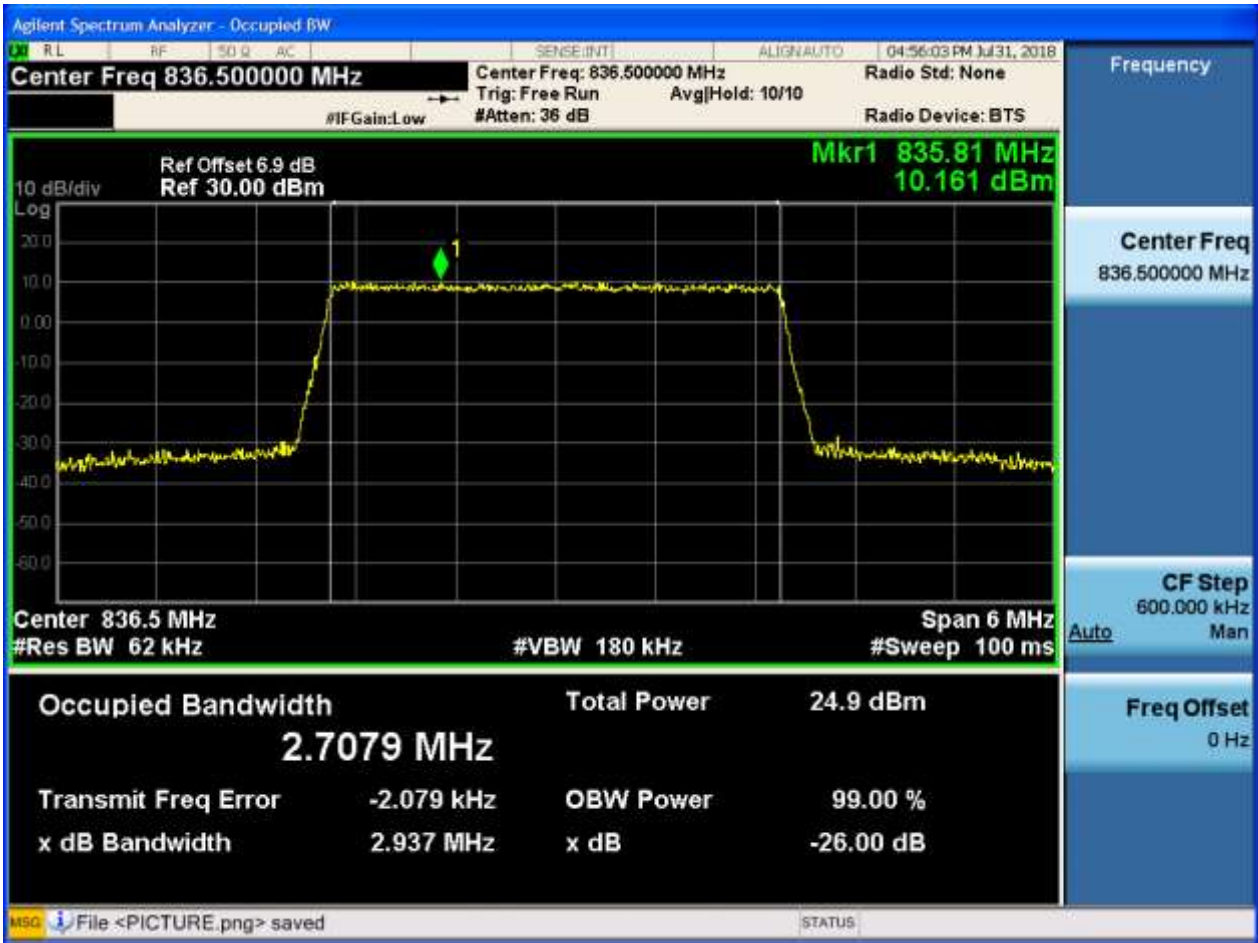
4.1.1.2.2.1 Test Channel = LCH

4.1.1.2.2.1.1 Test RB = RB15#0



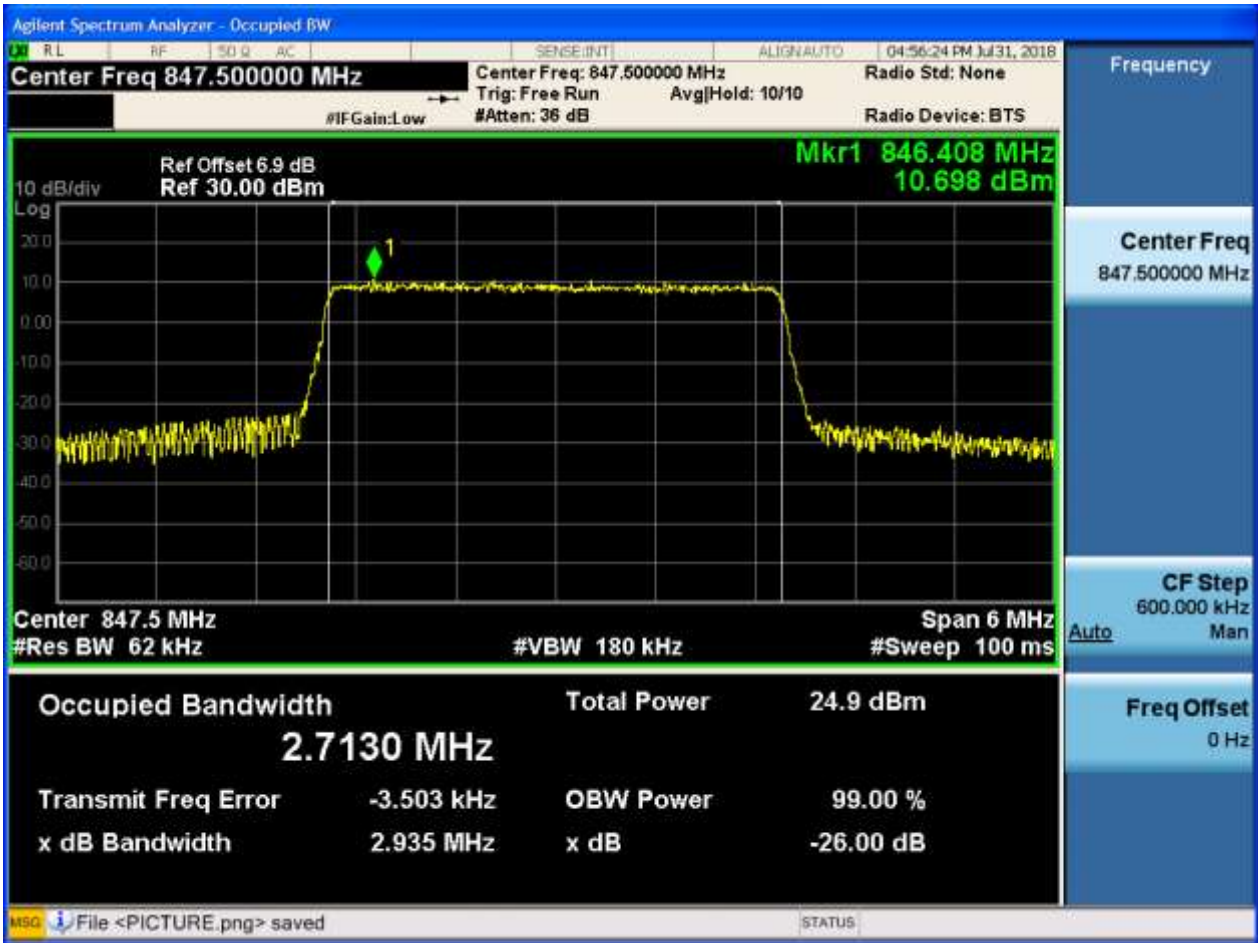
4.1.1.2.2.2 Test Channel = MCH

4.1.1.2.2.2.1 Test RB = RB15#0



4.1.1.2.2.3 Test Channel = HCH

4.1.1.2.2.3.1 Test RB = RB15#0

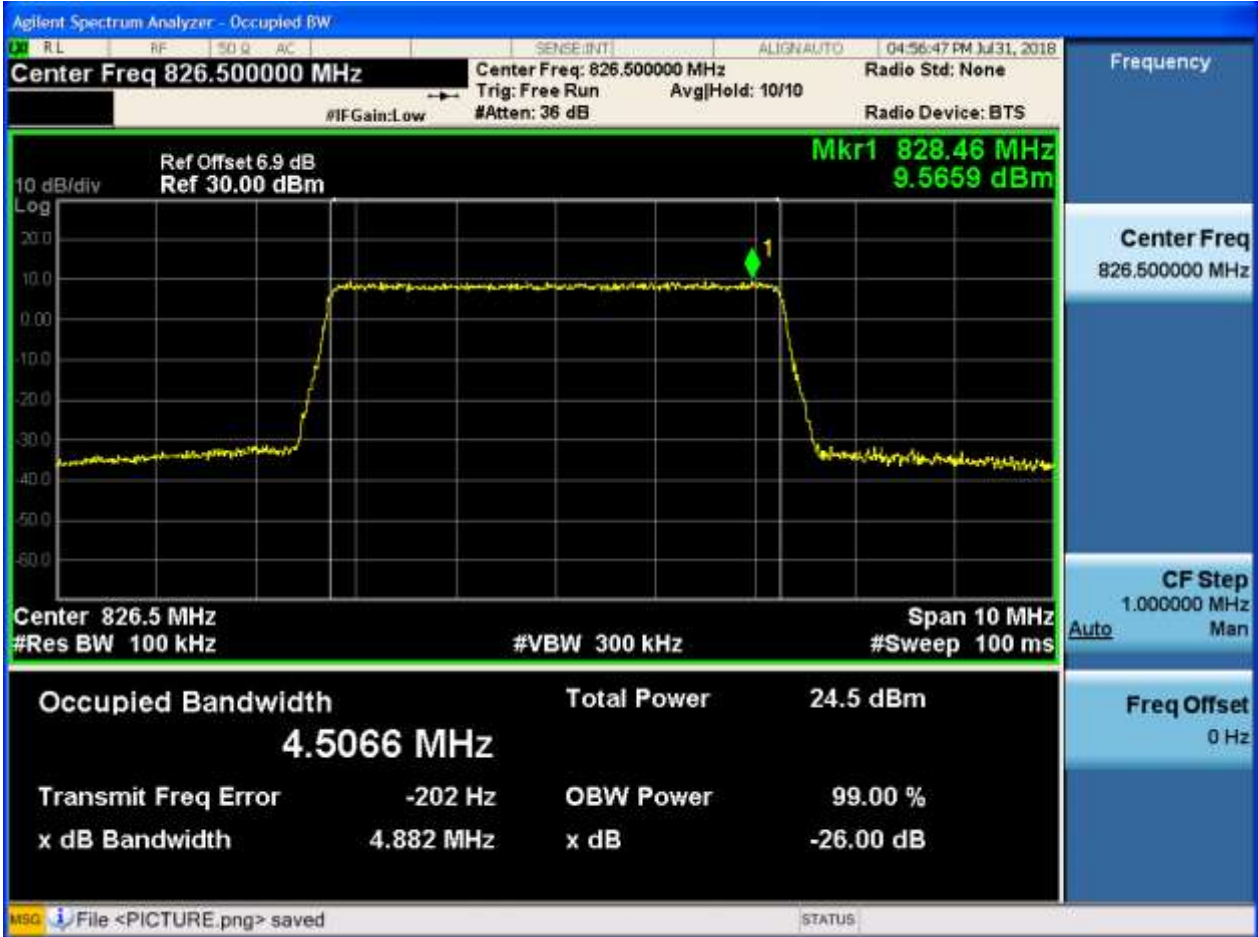




4.1.1.2.3 Test Bandwidth = 5

4.1.1.2.3.1 Test Channel = LCH

4.1.1.2.3.1.1 Test RB = RB25#0





4.1.1.2.3.2 Test Channel = MCH

4.1.1.2.3.2.1 Test RB = RB25#0





4.1.1.2.3.3 Test Channel = HCH

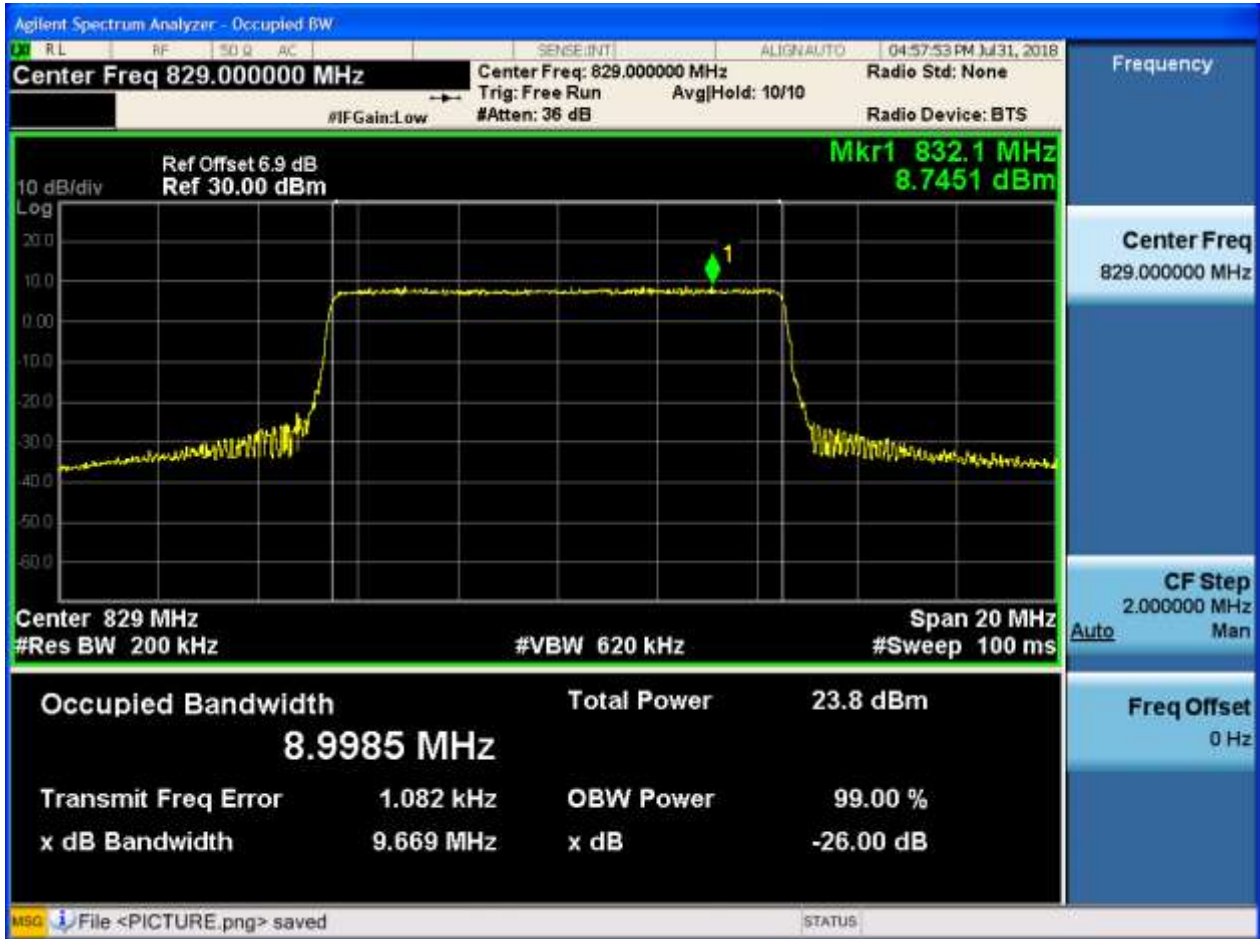
4.1.1.2.3.3.1 Test RB = RB25#0



4.1.1.2.4 Test Bandwidth = 10

4.1.1.2.4.1 Test Channel = LCH

4.1.1.2.4.1.1 Test RB = RB50#0





4.1.1.2.4.2 Test Channel = MCH

4.1.1.2.4.2.1 Test RB = RB50#0





4.1.1.2.4.3 Test Channel = HCH

4.1.1.2.4.3.1 Test RB = RB50#0



5Appendix_E: Band Edges Compliance

Part I - Test Plots

5.1 For LTE

5.1.1 Test Band = BAND5

5.1.1.1 Test Mode = LTE/TM1

5.1.1.1.1 Test Bandwidth = 1.4

5.1.1.1.1.1 Test Channel = LCH

5.1.1.1.1.1.1 Test RB = RB1#0





5.1.1.1.1.2 Test RB = RB1#5





5.1.1.1.1.3 Test RB = RB3#2





5.1.1.1.1.4 Test RB = RB6#0





5.1.1.1.1.2 Test Channel = HCH

5.1.1.1.1.2.1 Test RB = RB1#0





5.1.1.1.1.2.2 Test RB = RB1#5





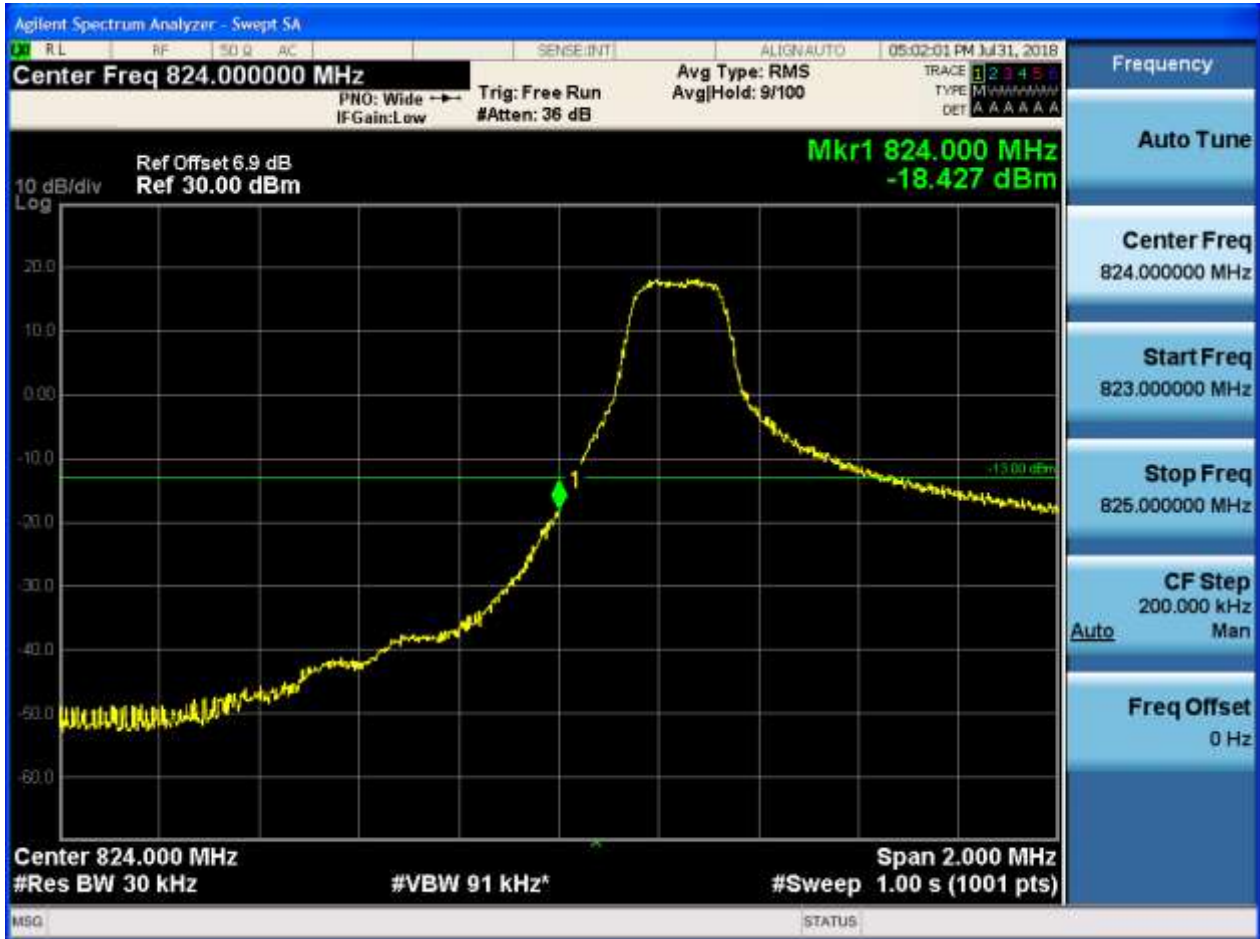
5.1.1.1.2.4 Test RB = RB6#0



5.1.1.1.2 Test Bandwidth = 3

5.1.1.1.2.1 Test Channel = LCH

5.1.1.1.2.1.1 Test RB = RB1#0





5.1.1.1.2.1.2 Test RB = RB1#14





5.1.1.1.2.1.3 Test RB = RB8#4





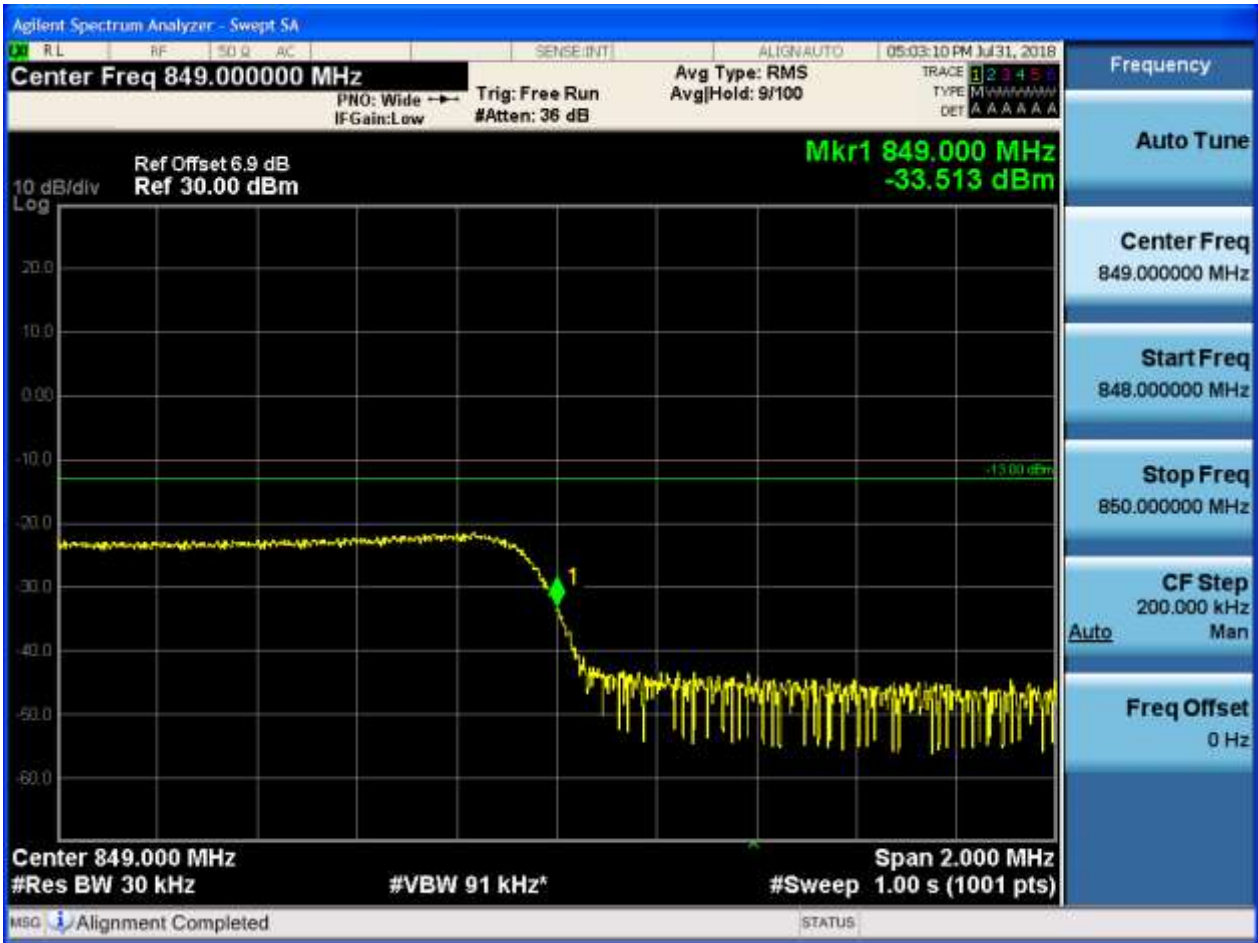
5.1.1.1.2.1.4 Test RB = RB15#0





5.1.1.1.2.2 Test Channel = HCH

5.1.1.1.2.2.1 Test RB = RB1#0





5.1.1.1.2.2.3 Test RB = RB8#4





5.1.1.1.2.2.4 Test RB = RB15#0



5.1.1.1.3 Test Bandwidth = 5

5.1.1.1.3.1 Test Channel = LCH

5.1.1.1.3.1.1 Test RB = RB1#0





5.1.1.1.3.1.2 Test RB = RB1#24





5.1.1.1.3.1.3 Test RB = RB12#6





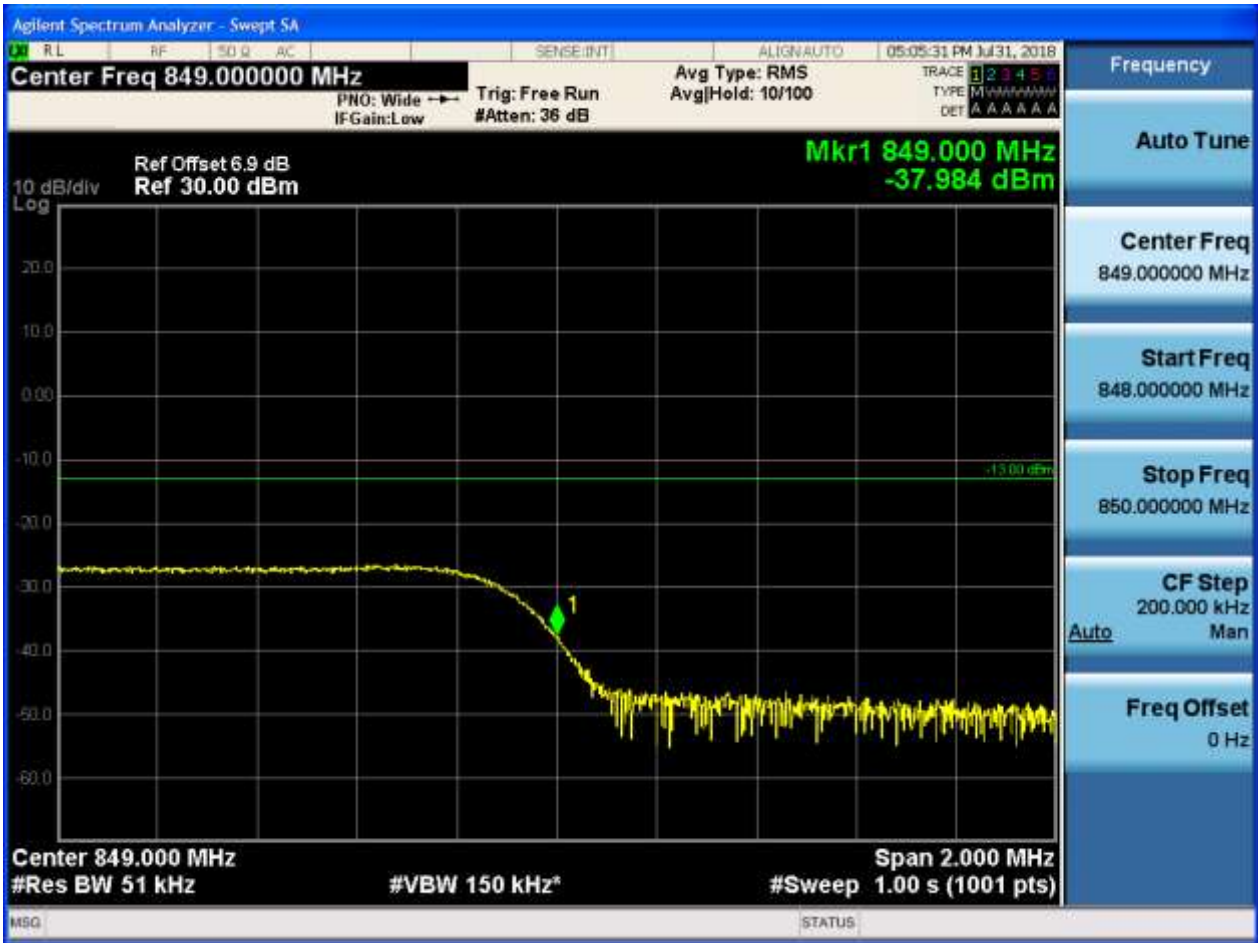
5.1.1.1.3.1.4 Test RB = RB25#0





5.1.1.1.3.2 Test Channel = HCH

5.1.1.1.3.2.1 Test RB = RB1#0





5.1.1.1.3.2.2 Test RB = RB1#24





5.1.1.1.3.2.3 Test RB = RB12#6





5.1.1.1.3.2.4 Test RB = RB25#0





5.1.1.1.4 Test Bandwidth = 10

5.1.1.1.4.1 Test Channel = LCH

5.1.1.1.4.1.1 Test RB = RB1#0





5.1.1.1.4.1.2 Test RB = RB1#49





5.1.1.1.4.1.3 Test RB = RB25#13





5.1.1.1.4.1.4 Test RB = RB50#0





5.1.1.1.4.2 Test Channel = HCH

5.1.1.1.4.2.1 Test RB = RB1#0



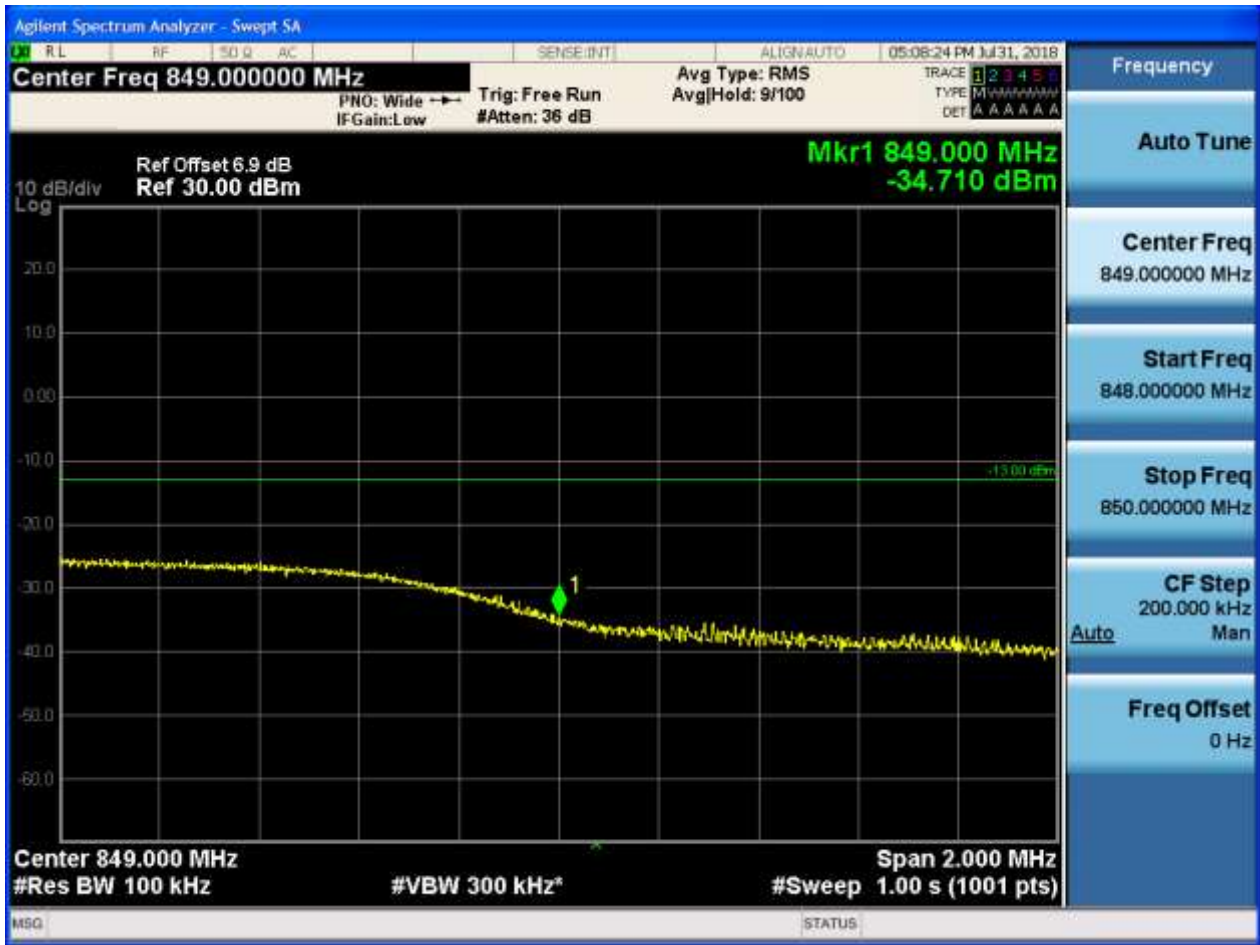


5.1.1.1.4.2.2 Test RB = RB1#49





5.1.1.1.4.2.3 Test RB = RB25#13





5.1.1.1.4.2.4 Test RB = RB50#0





5.1.1.2.1.1.2 Test RB = RB1#5





5.1.1.2.1.1.3 Test RB = RB3#2





5.1.1.2.1.1.4 Test RB = RB6#0





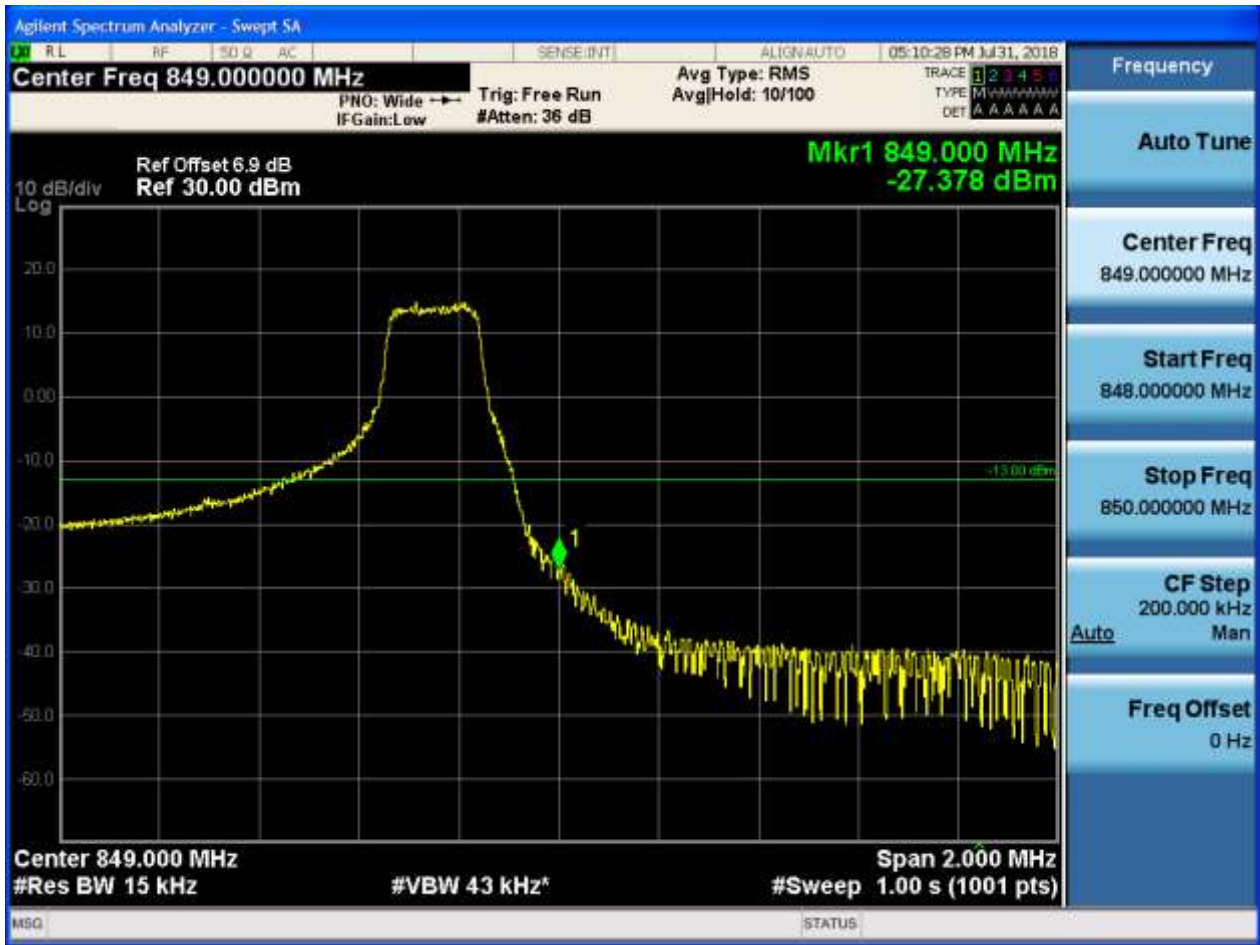
5.1.1.2.1.2 Test Channel = HCH

5.1.1.2.1.2.1 Test RB = RB1#0





5.1.1.2.1.2.2 Test RB = RB1#5





5.1.1.2.1.2.3 Test RB = RB3#2





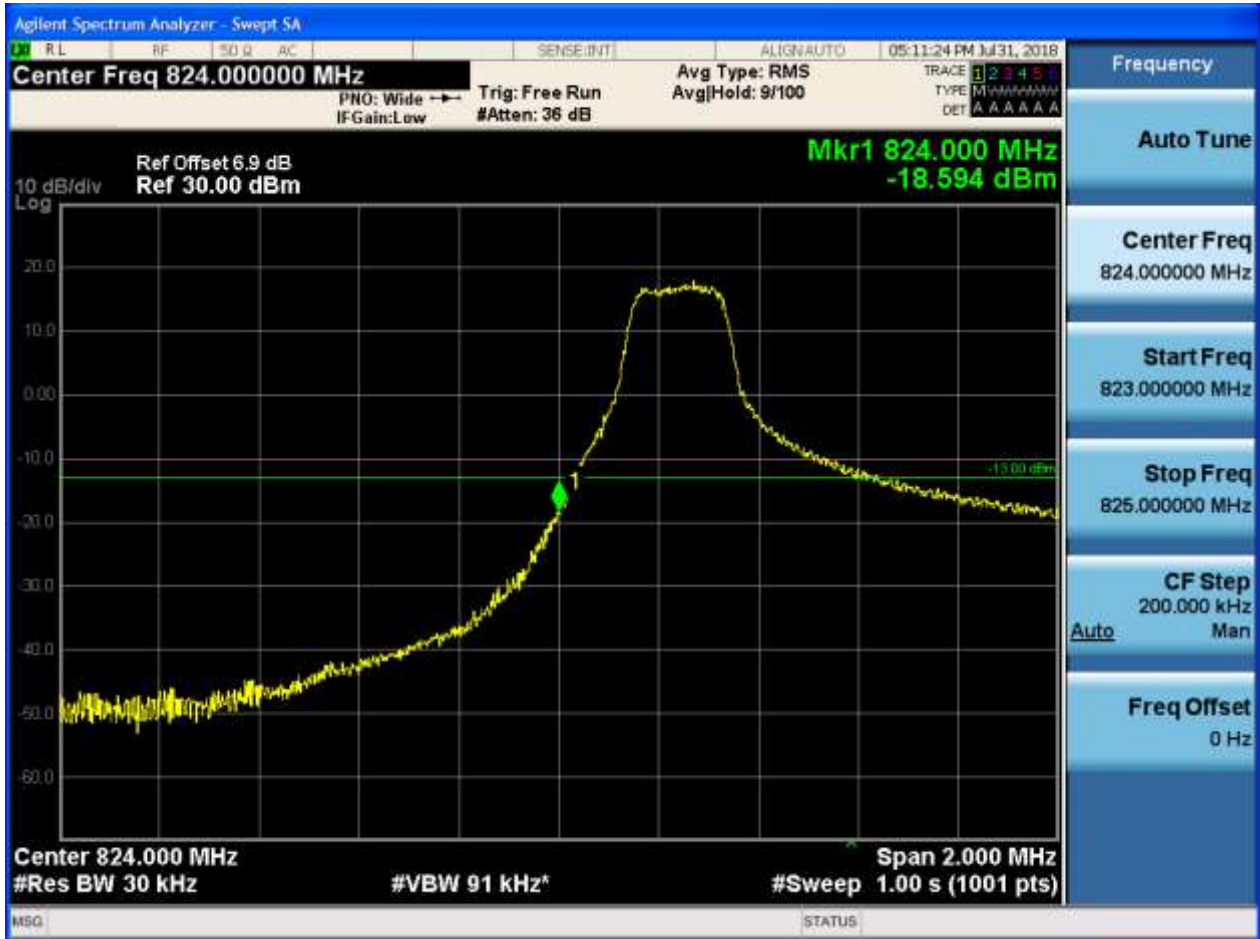
5.1.1.2.1.2.4 Test RB = RB6#0



5.1.1.2.2 Test Bandwidth = 3

5.1.1.2.2.1 Test Channel = LCH

5.1.1.2.2.1.1 Test RB = RB1#0





5.1.1.2.2.1.2 Test RB = RB1#14





5.1.1.2.2.1.3 Test RB = RB8#4





5.1.1.2.2.1.4 Test RB = RB15#0





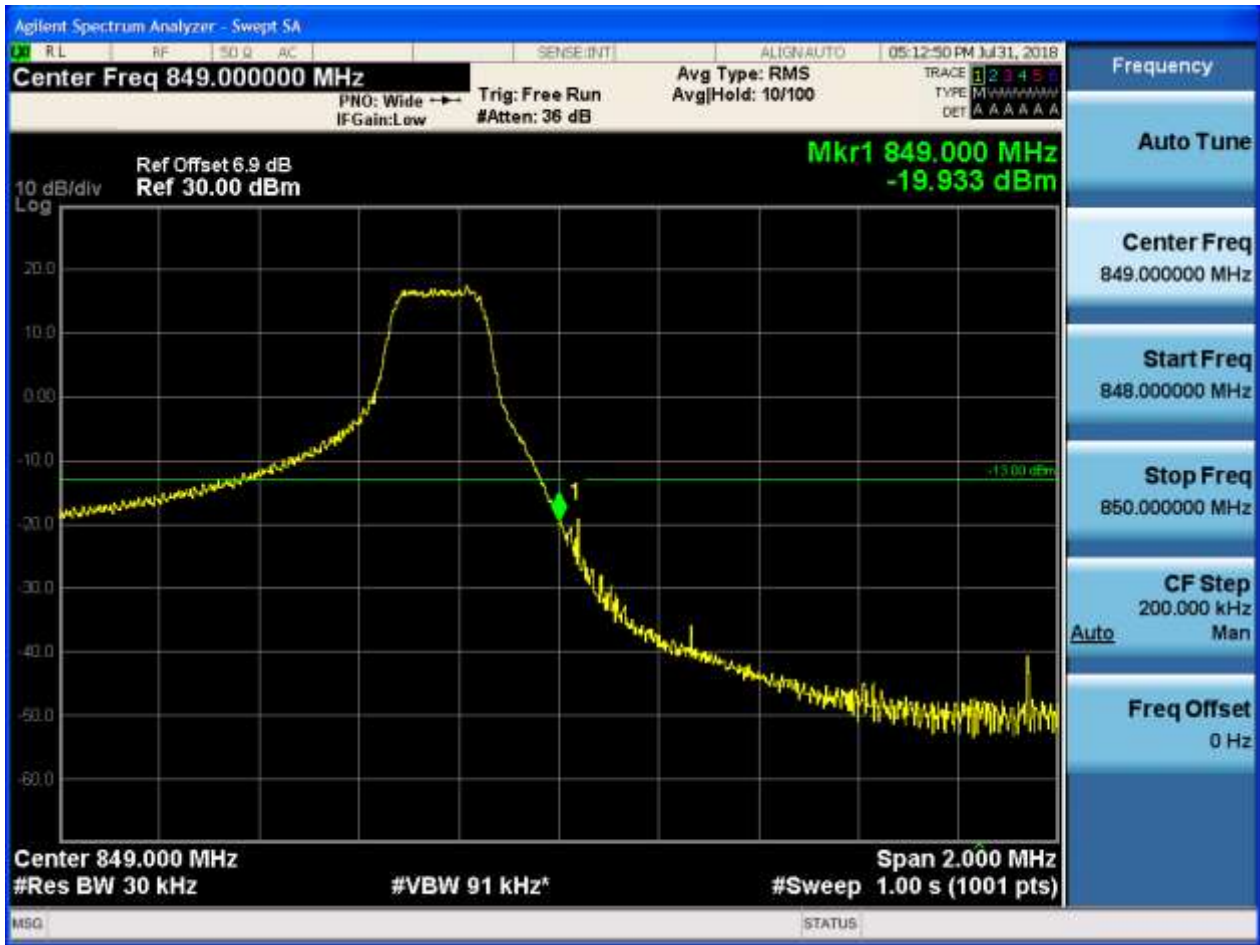
5.1.1.2.2.2 Test Channel = HCH

5.1.1.2.2.2.1 Test RB = RB1#0





5.1.1.2.2.2 Test RB = RB1#14





5.1.1.2.2.3 Test RB = RB8#4





5.1.1.2.2.4 Test RB = RB15#0





5.1.1.2.3.1.2 Test RB = RB1#24





5.1.1.2.3.1.3 Test RB = RB12#6





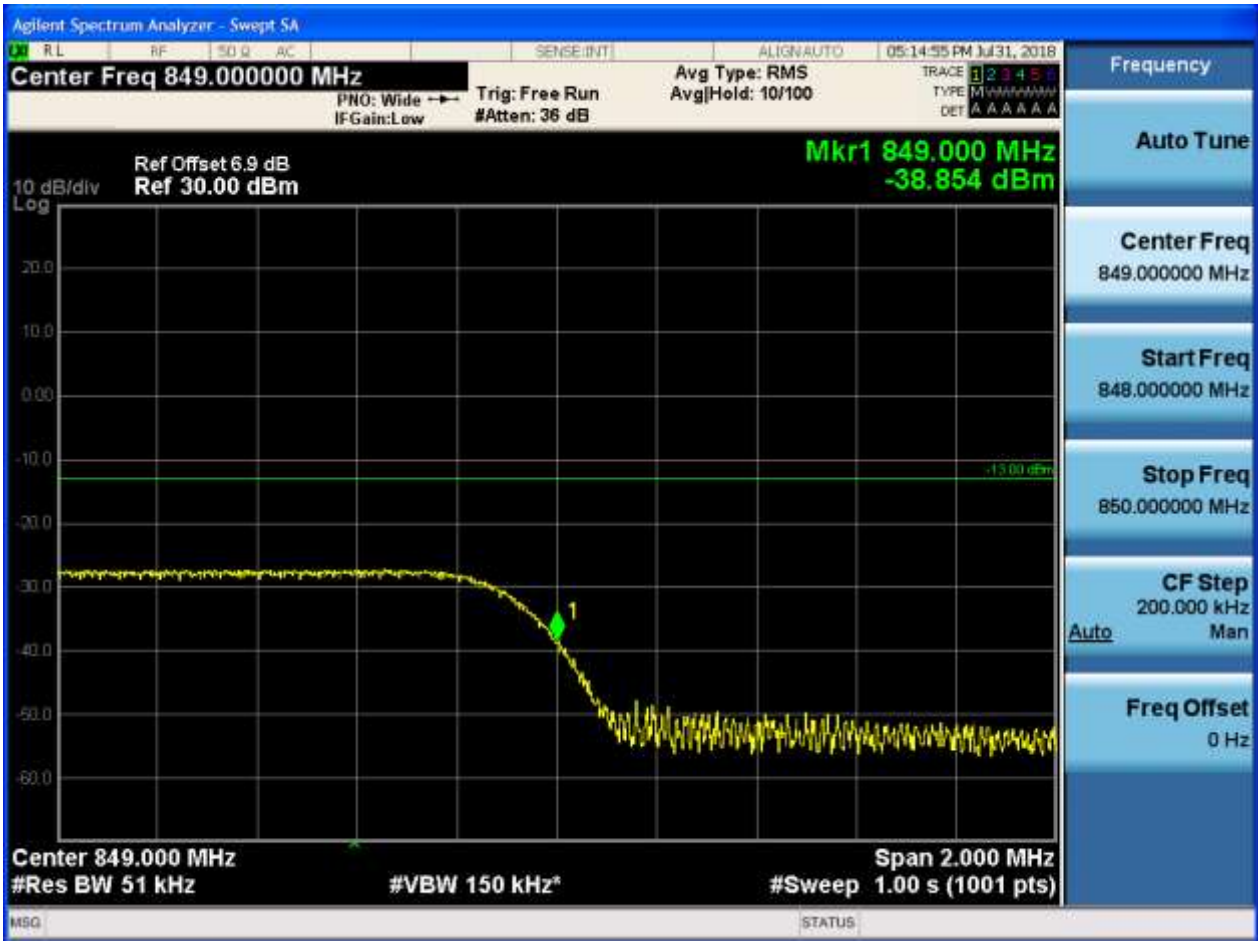
5.1.1.2.3.1.4 Test RB = RB25#0





5.1.1.2.3.2 Test Channel = HCH

5.1.1.2.3.2.1 Test RB = RB1#0





5.1.1.2.3.2.2 Test RB = RB1#24





5.1.1.2.3.2.3 Test RB = RB12#6





5.1.1.2.3.2.4 Test RB = RB25#0



5.1.1.2.4 Test Bandwidth = 10

5.1.1.2.4.1 Test Channel = LCH

5.1.1.2.4.1.1 Test RB = RB1#0





5.1.1.2.4.1.2 Test RB = RB1#49





5.1.1.2.4.1.3 Test RB = RB25#13





5.1.1.2.4.1.4 Test RB = RB50#0





5.1.1.2.4.2 Test Channel = HCH

5.1.1.2.4.2.1 Test RB = RB1#0



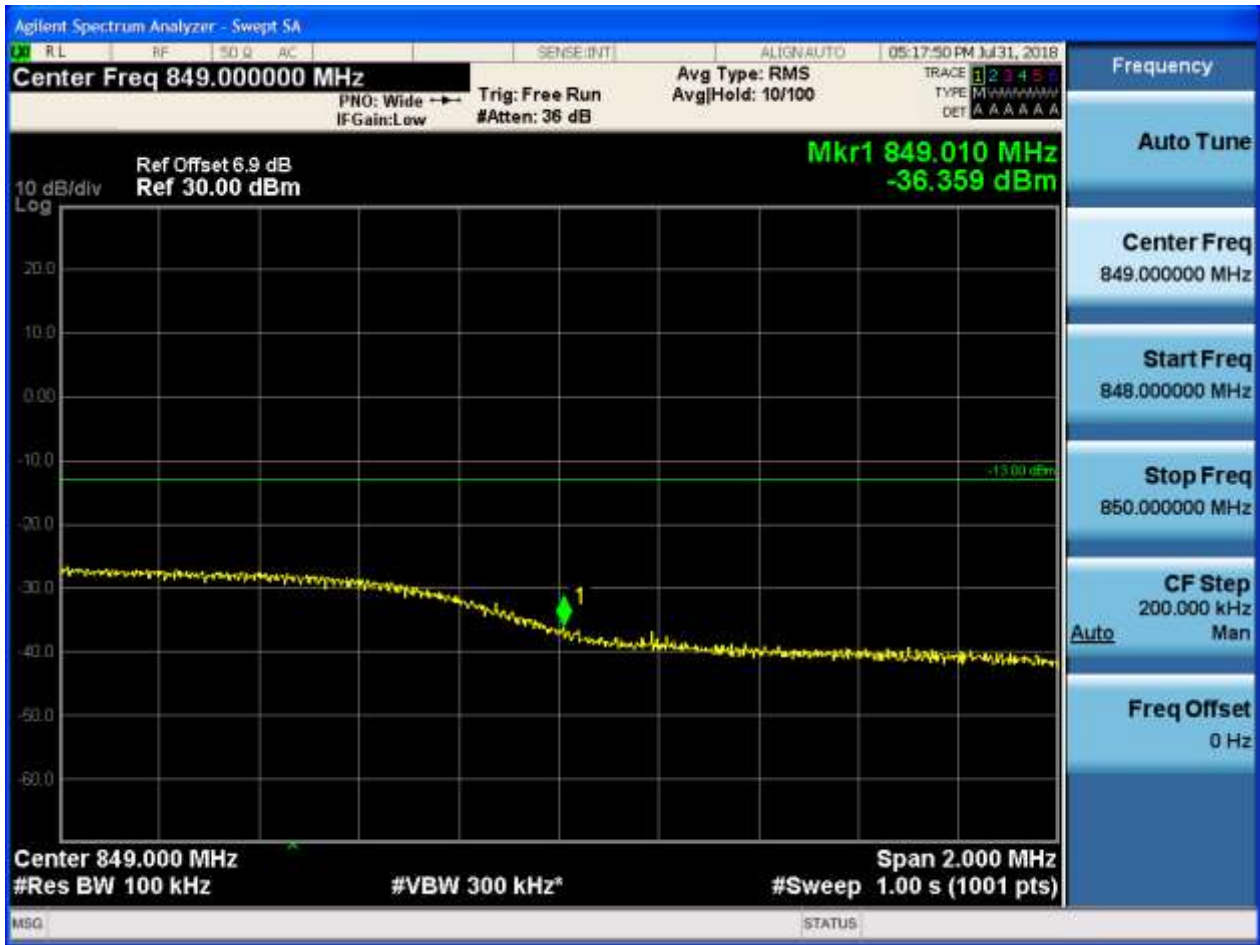


5.1.1.2.4.2.2 Test RB = RB1#49





5.1.1.2.4.2.3 Test RB = RB25#13





5.1.1.2.4.2.4 Test RB = RB50#0





6Appendix_F: Spurious Emission at Antenna Terminal

NOTE: For the averaged unwanted emissions measurements, the measurement points in each sweep is greater than twice the Span/RBW in order to ensure bin-to-bin spacing of $< RBW/2$ so that narrowband signals are not lost between frequency bins. As to the present test item, the "Measurement Points = $k * (Span / RBW)$ " with k between 4 and 5, which results in an acceptable level error of less than 0.5 dB.

Part I - Test Plots

6.1 For LTE

6.1.1 Test Band = BAND5

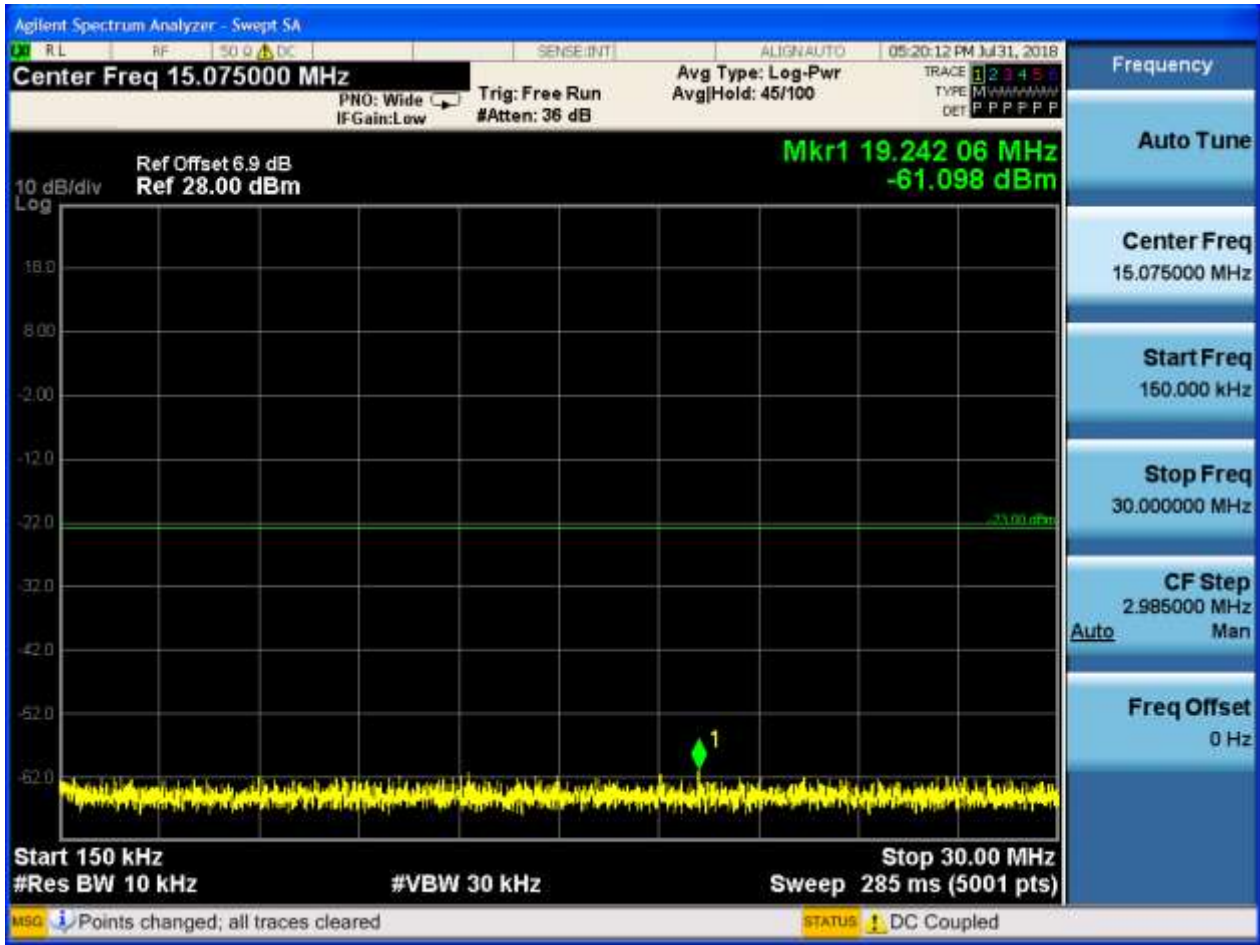
6.1.1.1 Test Mode = LTE/TM1

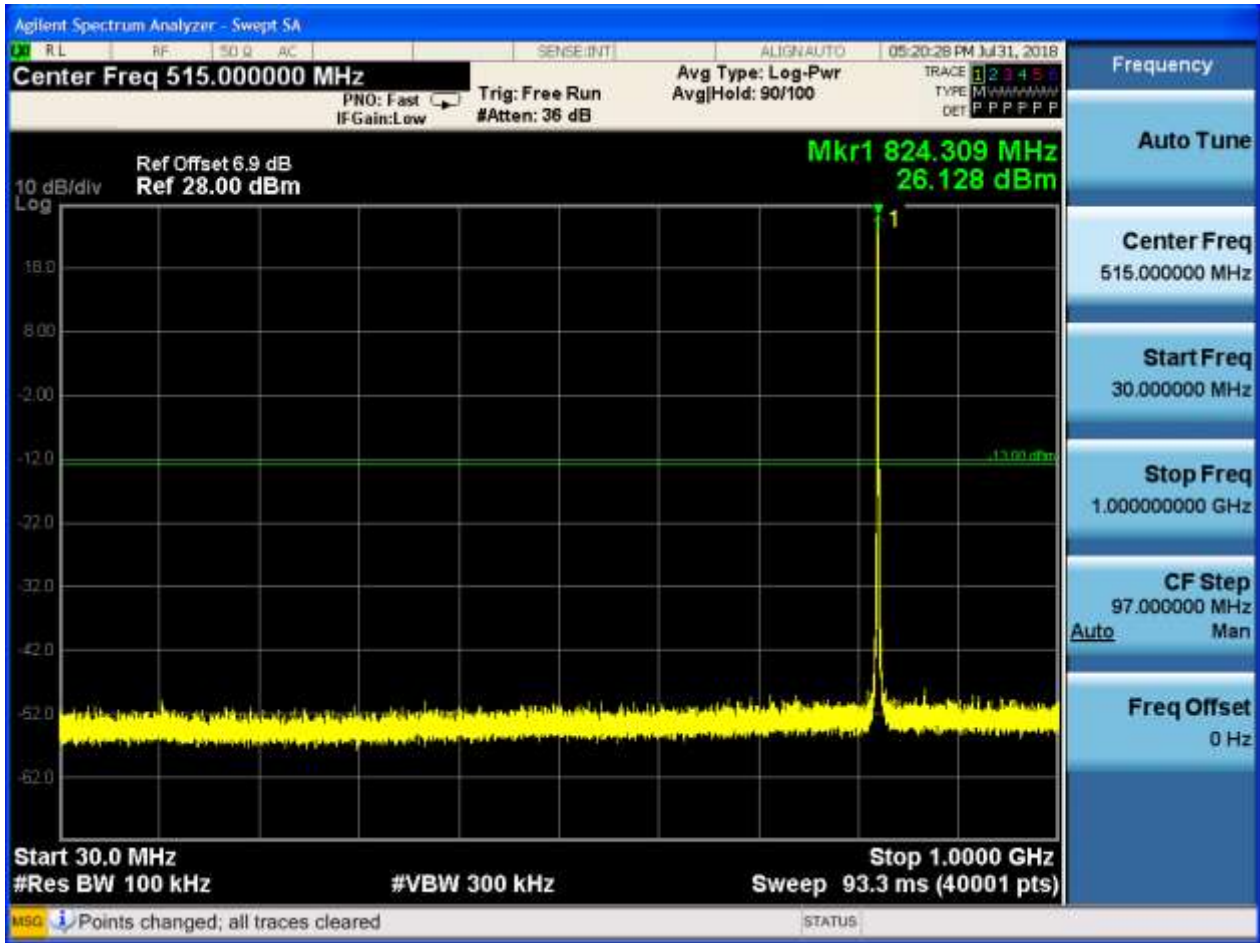
6.1.1.1.1 Test Bandwidth = 1.4

6.1.1.1.1.1 Test Channel = LCH

6.1.1.1.1.1.1 Test RB = RB1#0





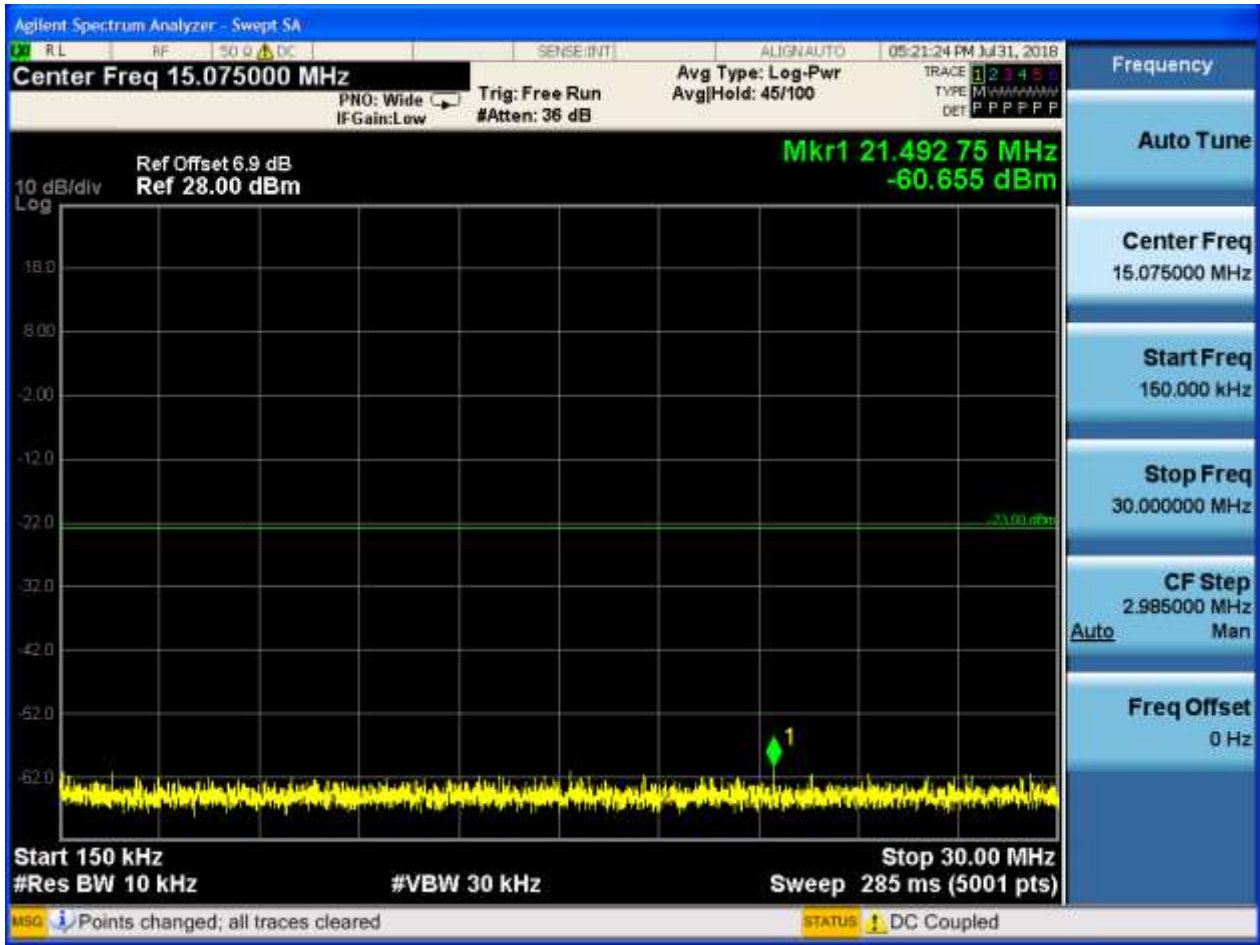


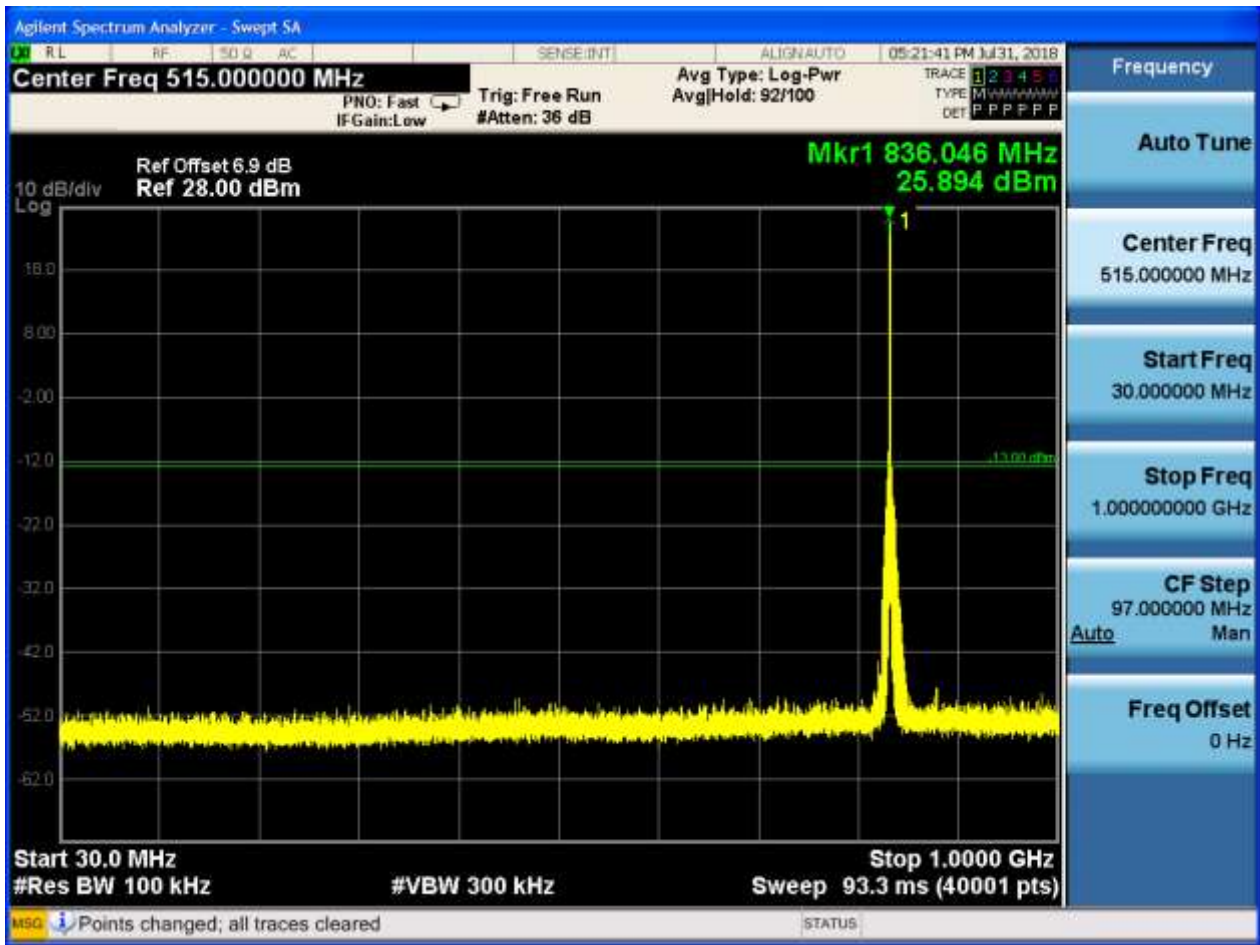


6.1.1.1.1.2 Test Channel = MCH

6.1.1.1.1.2.1 Test RB = RB1#0





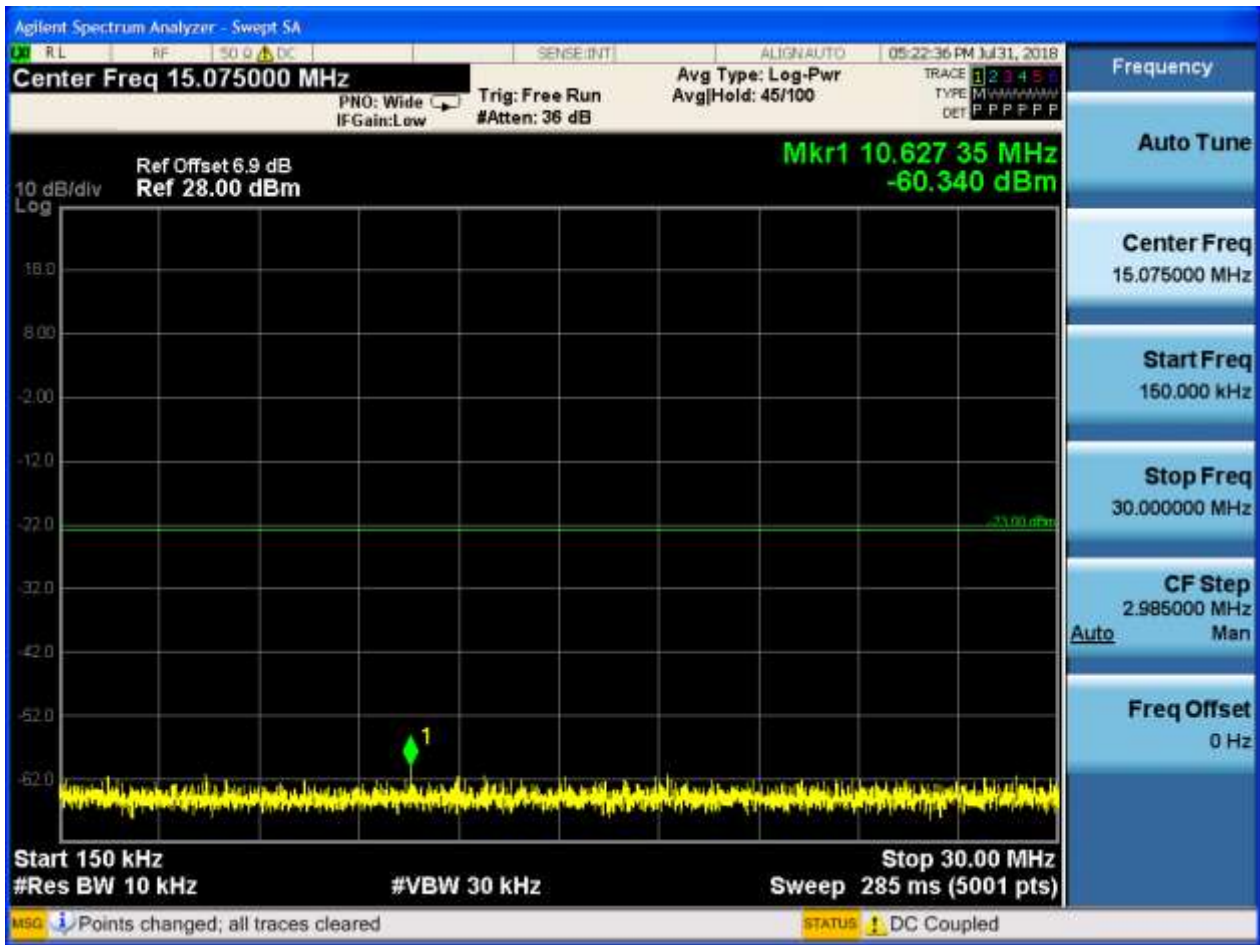


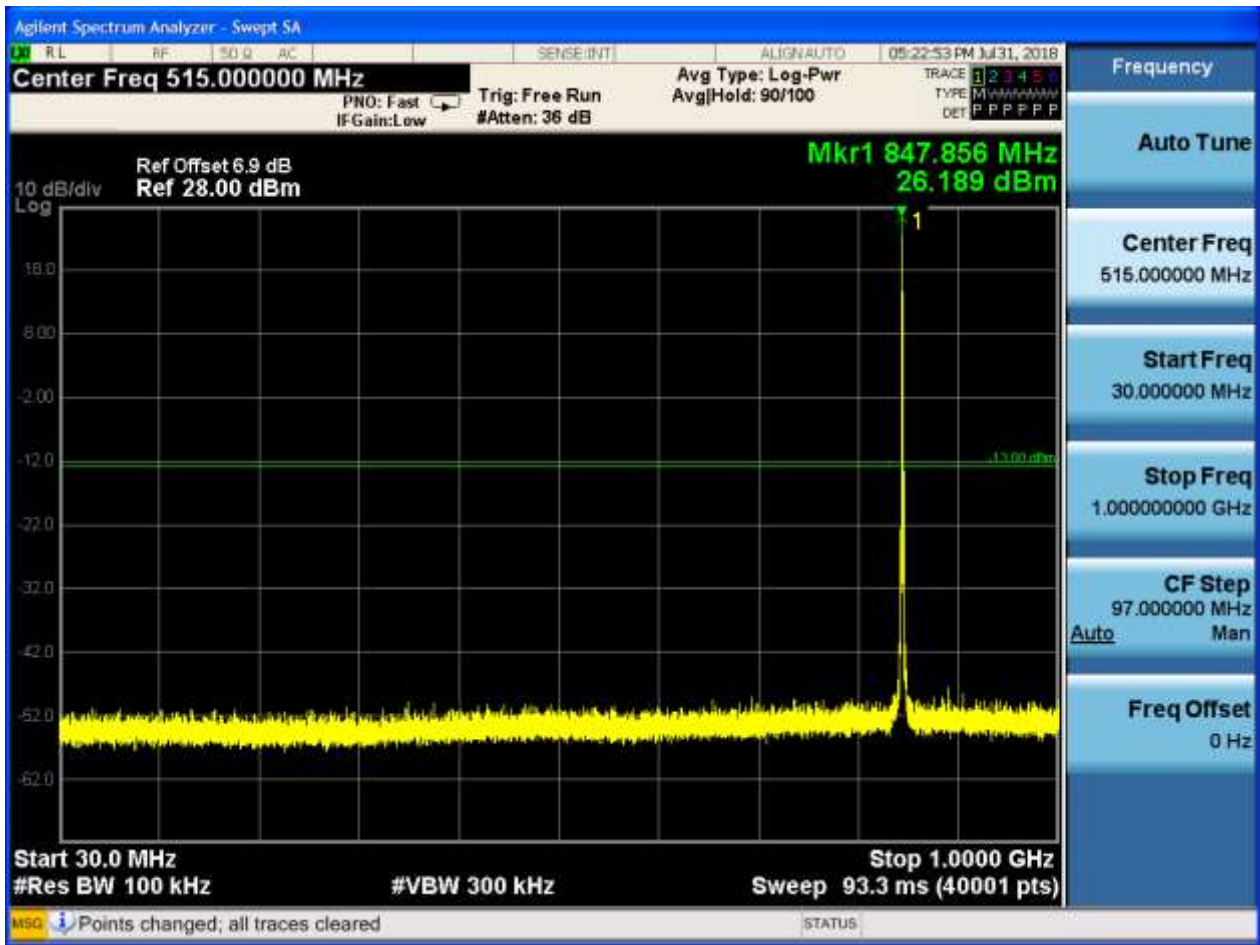


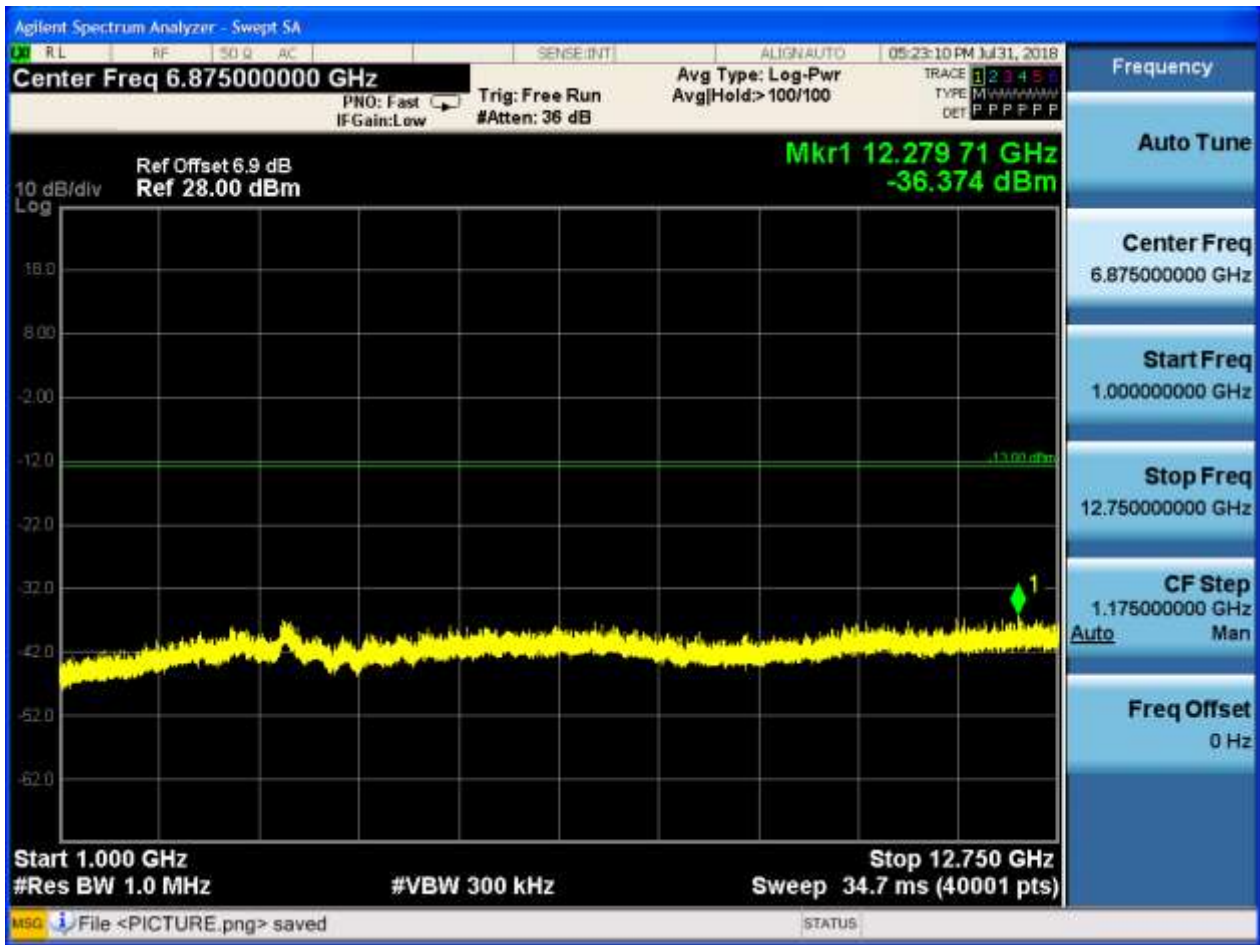
6.1.1.1.1.3 Test Channel = HCH

6.1.1.1.1.3.1 Test RB = RB1#0







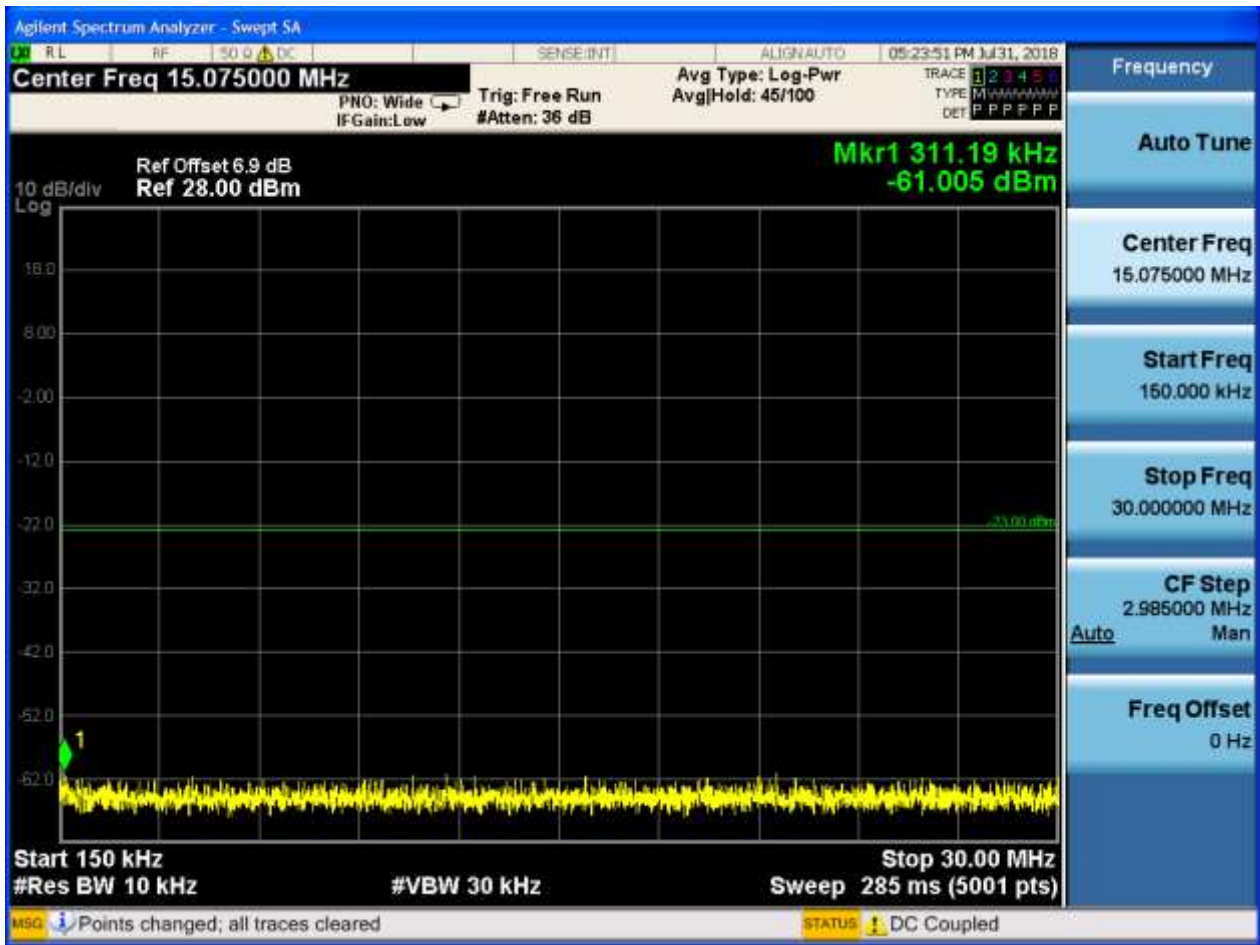


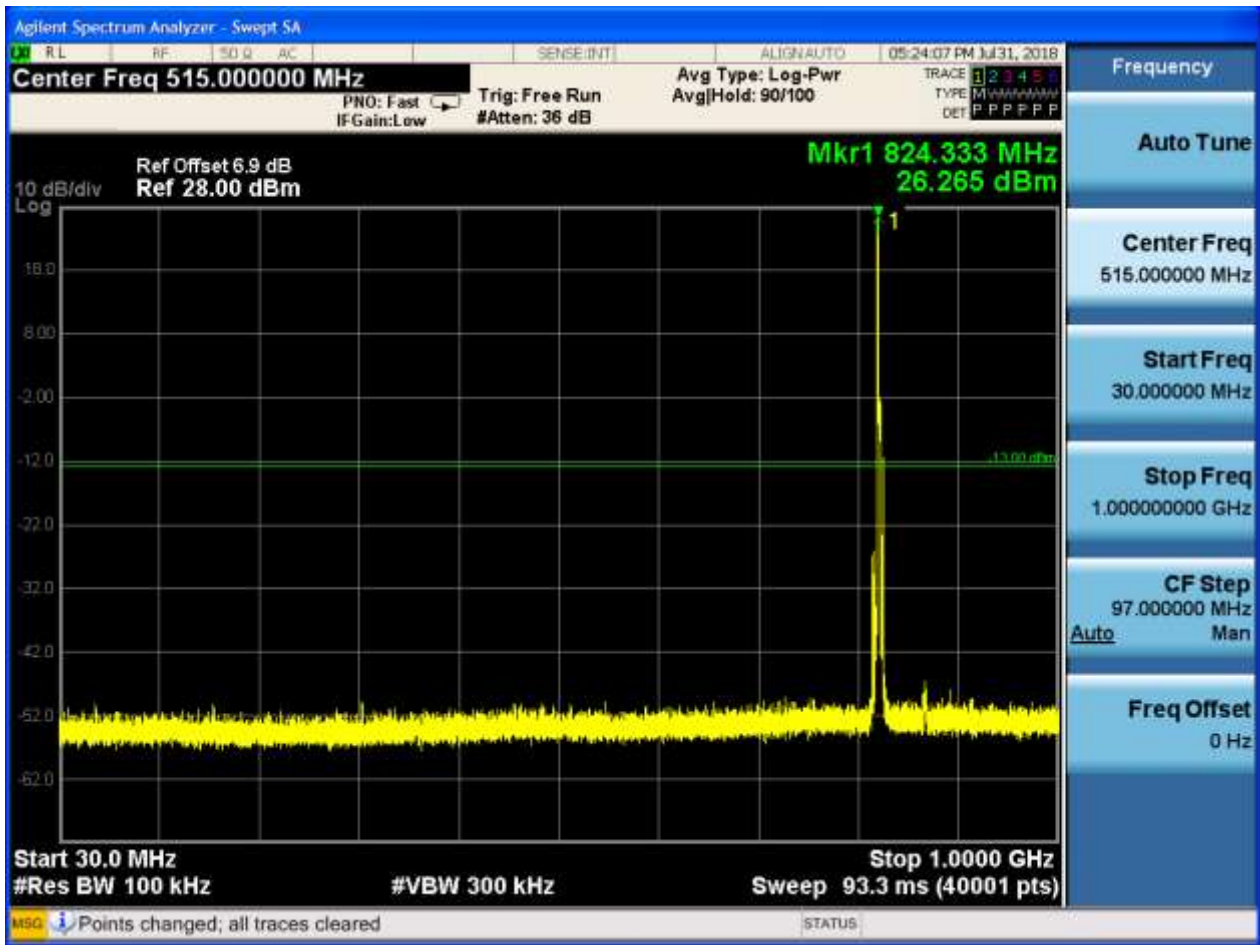
6.1.1.1.2 Test Bandwidth = 3

6.1.1.1.2.1 Test Channel = LCH

6.1.1.1.2.1.1 Test RB = RB1#0



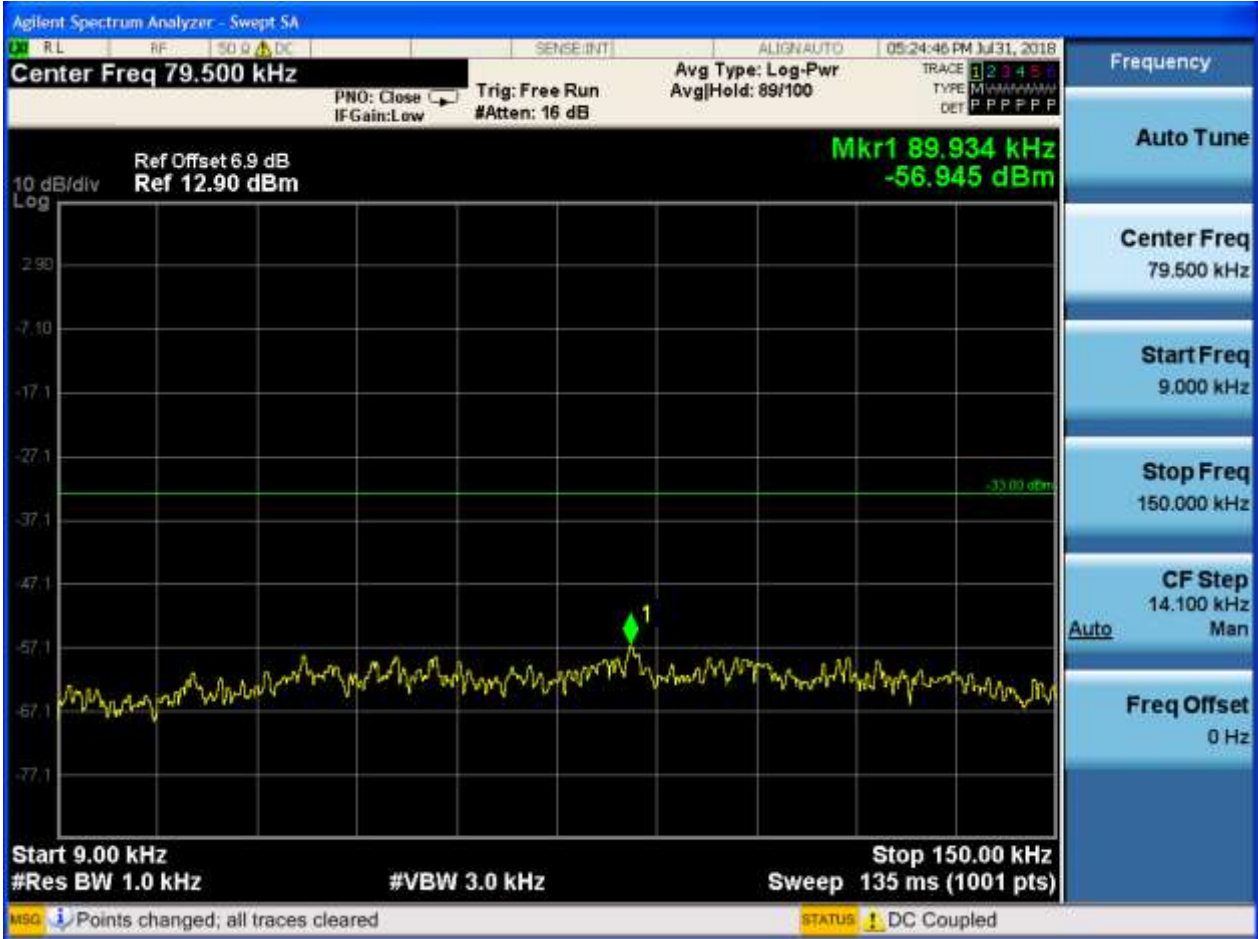


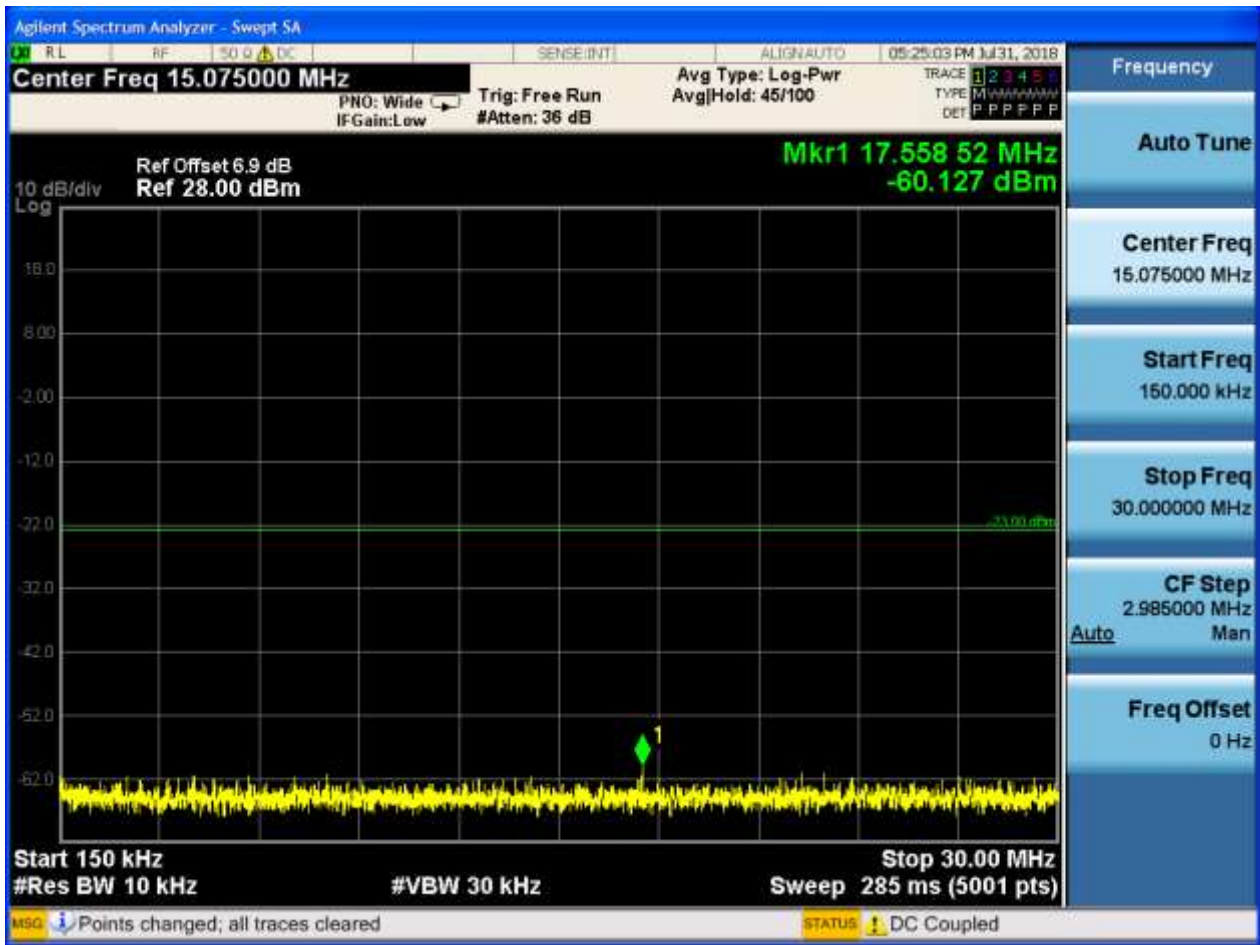


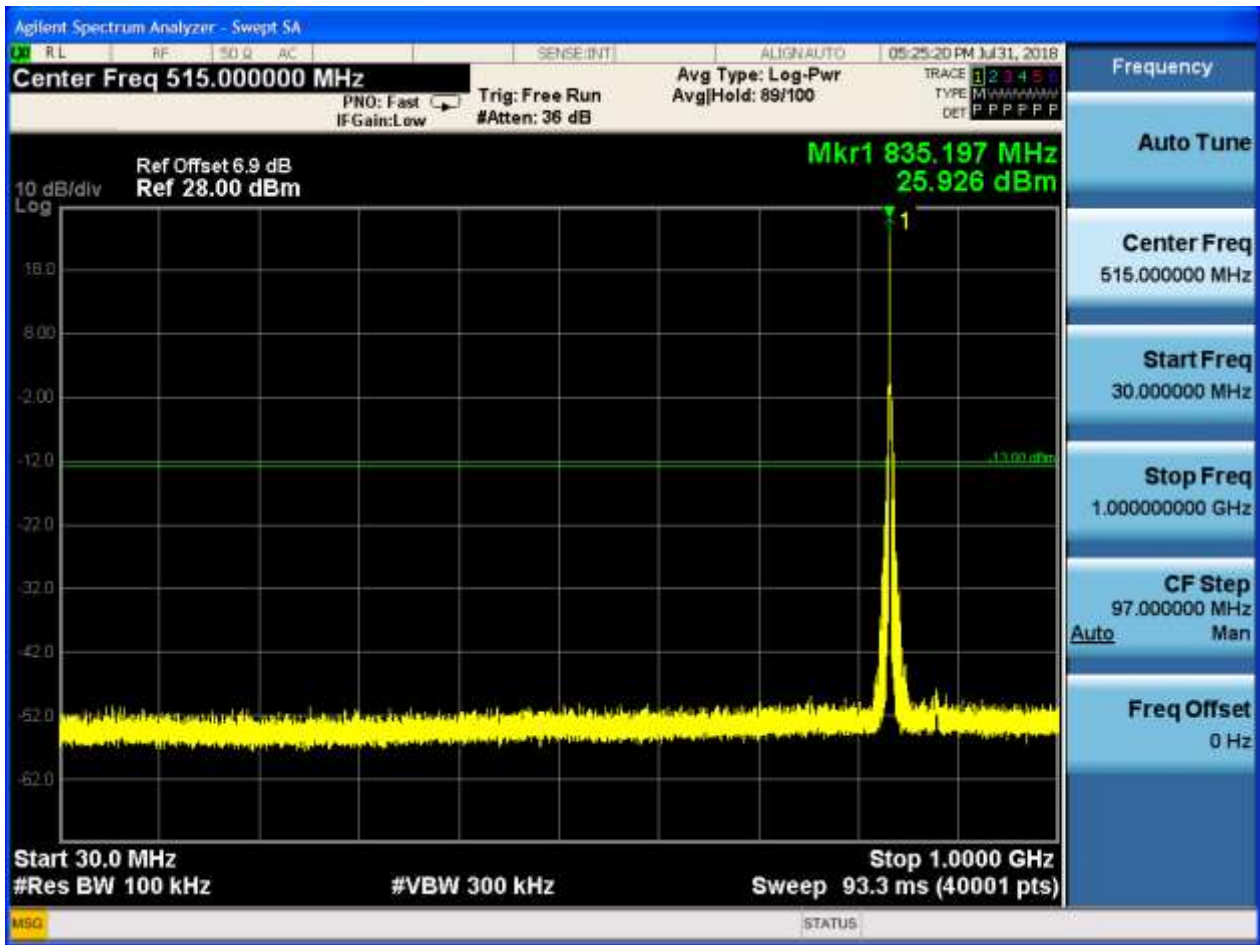


6.1.1.1.2.2 Test Channel = MCH

6.1.1.1.2.2.1 Test RB = RB1#0









6.1.1.1.2.3 Test Channel = HCH

6.1.1.1.2.3.1 Test RB = RB1#0



