

WATCH 1

MANUFACTURER

Shenzhen SoundSOUL Information Technology Company Limited

Room 1308-1309, Building B, Huihai Square, Chuangye Road,
Longhua District, Shenzhen, China. 518109

support@soundpeatsaudio.com

www.soundpeatsaudio.com



FCC ID: 2AFTU-DD006 MADE IN CHINA

WATCH 1



USER MANUAL | 取扱説明書 | Manuel d'Utilisation | Bedienungsanleitung |
Manual de Instrucciones | Manuale di istruzioni

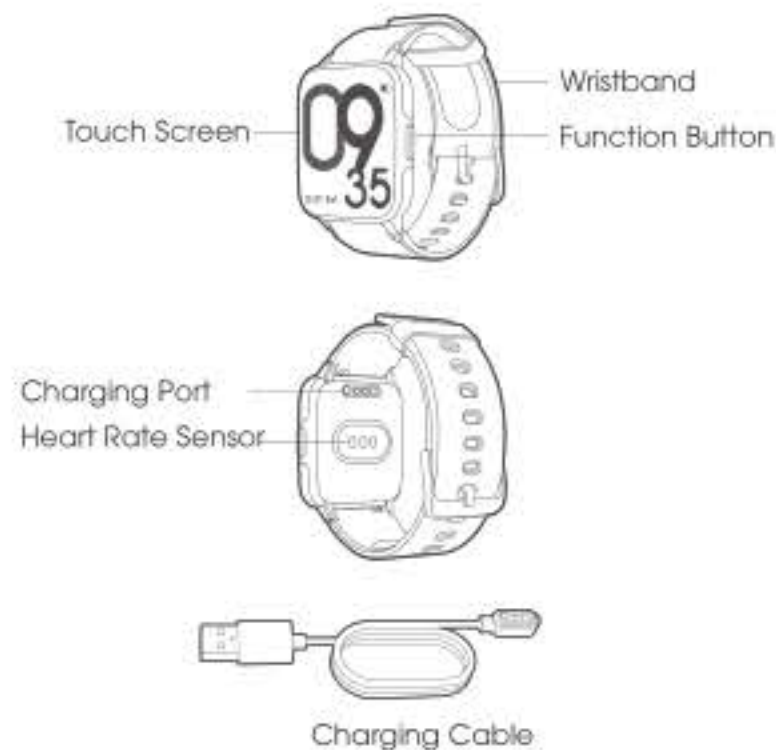
Contents

English	1 - 11
日本語	12 - 20
Deutsch	21 - 30
Français	31 - 40
Español	41 - 50
Italiano	51 - 60

Introduction

Thank you for choosing SOUNDPEATS WATCH 1 Smart Watch. Please read the manual carefully, and keep it for further reference. If you need any assistance, please contact our customer support team via the mail address: support@soundpeats.com.

Product Diagram



1

English

English

Package Content

1x SOUNDPEATS WATCH 1 Smart Watch
1x USB Charging Cable
1x User Manual

Specifications

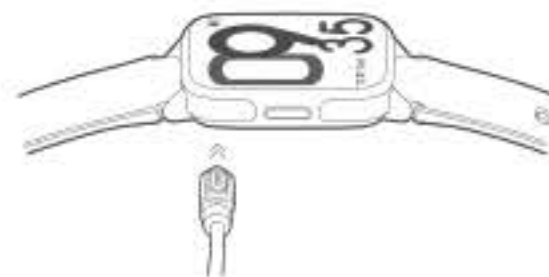
Product Name	SOUNDPEATS Smart Watch
Product Model	WATCH 1
Battery Capacity	210mAh
Battery Type	Lithium Ion Polymer Battery
Product Weight	34g
Product Dimensions(L*W*H)	40.9x35.7x11.6mm
Charging Voltage	3.8V
Waterproof Rate	IP68
Band Material	TPU
Adjustable Length	155-216mm
Wireless Connection	Bluetooth 4.2
Working Temperature	-20℃-50℃
Support System	Android 4.4/IOS 8.0 Or Above

2

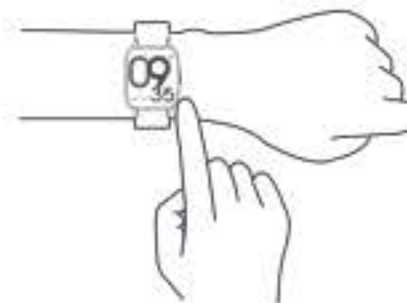
Getting Started

Activation

Please charge the WATCH 1 to activate it before the first use, charge it as the image shows.



Wear the watch at the position of one finger distance from the carpus, and adjust the wristband till it fits snugly on your wrist.
Tips: It may affect the data collection of the heart rate sensor if you wear the watch too loosely.



3

English

Connection

1.Download & Install APP.

(1)Scan below QR code, download and install "SOUNDPEATS SPORTS" APP.



(2)Search "SOUNDPEATS SPORTS" App in Google Play Store or Apple APP Store.



APP Compatibility:

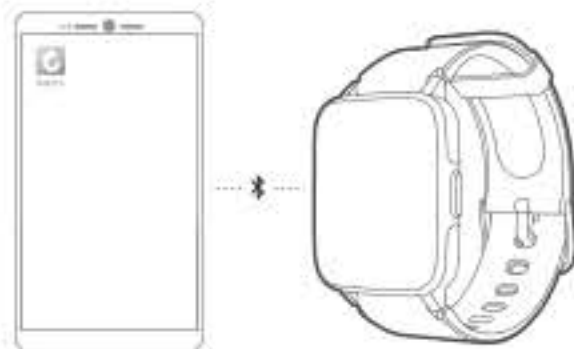


iOS 8.0 and Above



Android 4.4 and Above

2.Open "SOUNDPEATS SPORTS" APP, login and enter "Play" page, choose "Binding Devices" > Choose "SOUNDPEATS Watch 1" > Then follow the prompt to search and bind devices.



Tips: Please make sure the Bluetooth of your cellphone is on. During the connection process, the watch needs to be close to the mobile phone.

Charging

Please charge the WATCH 1 in time when it is indicating low battery.



Note:

- When you are measuring heart rate, please keep your wrist static during measurement.
- The waterproof rate of WATCH 1 is IP68, you can use it when you are showering or swimming, but don't suitable for sauna or diving.
- The function button and touch screen don't support operation underwater. Please wipe the surface with a soft cloth to operate if the watch gets wet.
- Avoid wearing the watch too tightly in daily use. Please keep the contact parts dry and clean the wristband regularly with water. If the contact area is red or swollen, stop using it immediately and consult a doctor.

How To Use

- 1) Short press button to unblock the screen
- 2) Short press button can return to the previous page
- 3) Long press the button to end your activity



Function Button

Operation Button

English

Main Page Operation

Slide the screen in different directions to enter different pages.



Function Introduction

English

 MOVEMENT	Enter sports window to choose different sports modes. Add or delete sports modes in APP.
 HEART RATE	Measure heart rate, view historical heart rate data.
 BREATHING TRAINING	Help you adjust your breath frequency, relax.
 ALARM CLOCK	Check, close or open alarm clock. Add alarm clock needs to be operated in the cellphone APP.
 MUSIC CONTROL	Control your phone music play. (watch can not save music)
 TIMER	With timer and countdown function.
 SPORTS RECORD	Record your sports time node during a day.

Warranty and Support

English

Customer Support

If you need any assistance or support, please email support@soundpeatsaudio.com with details. We will answer your mail within 24 hours. We will do our best to provide you a viable solution. For more information, please visit www.soundpeatsaudio.com.

Warranty

We promise this device has a 12 MONTHS warranty from the original purchase date for the manufacturing defects. If the device cannot be used normally due to a manufacturing defect, please contact seller directly to initiate return and warranty process. The following conditions are not covered by the SOUNDPEATS warranty. Second hand or used products purchased from original or authorized users.

- Damage caused by misuse or irregular use.
- Damage caused by chemicals, open flames, radiation, toxic substances, liquids.
- Damage caused by natural disasters.
- Damage caused by third party/person/object or other.

Statement

We can only provide after sale service for products purchased directly from SOUNDPEATS or SOUNDPEATS authorized distributor. If your product is purchased from another seller, please contact the seller for a return or exchange.

FCC Statement

This equipment has been tested and found to comply with the limits for a Class B digital device, pursuant to Part 15 of the FCC rules. These limits are designed to provide reasonable protection against harmful interference in a residential installation. This equipment generates uses and can radiate radio frequency energy and, if not installed and used in accordance with the instructions, may cause harmful interference to radio communications. However, there is no guarantee that interference will not occur in a particular installation. If this equipment does cause harmful interference to radio or television reception, which can be determined by turning the equipment off and on, the user is encouraged to try to correct the interference by one or more of the following measures:

- Reorient or relocate the receiving antenna.
- Increase the separation between the equipment and receiver.
- Connect the equipment into an outlet on a circuit different from that to which the receiver is connected.
- Consult the dealer or an experienced radio/TV technician for help.

This device complies with part 15 of the FCC rules. Operation is subject to the following two conditions:

(1) This device may not cause harmful interference, and (2) this device must accept any interference received, including interference that may cause undesired operation.

Changes or modifications not expressly approved by the party responsible for compliance could void the user's authority to operate the equipment.