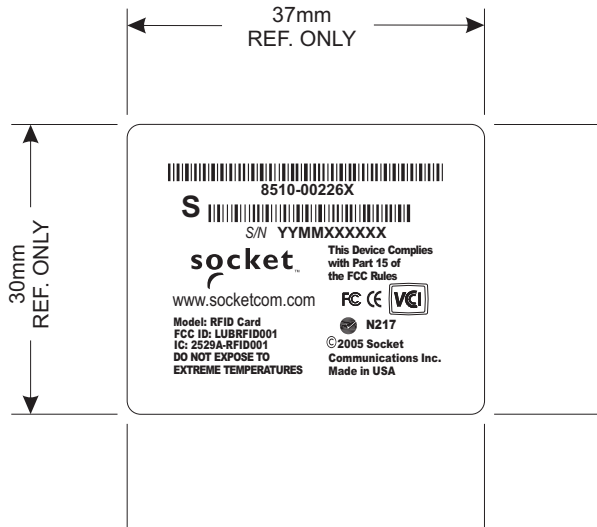
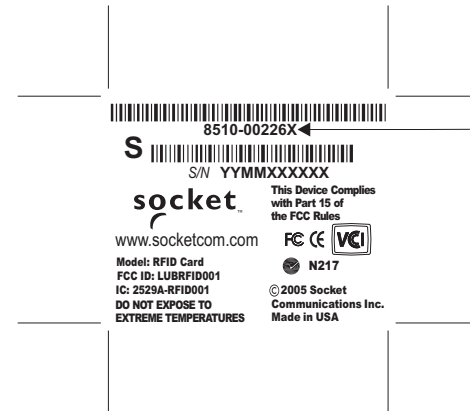
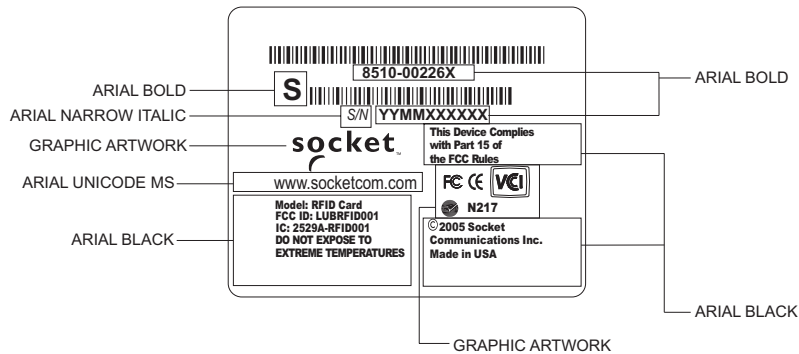


Notes: Unless Otherwise Specified

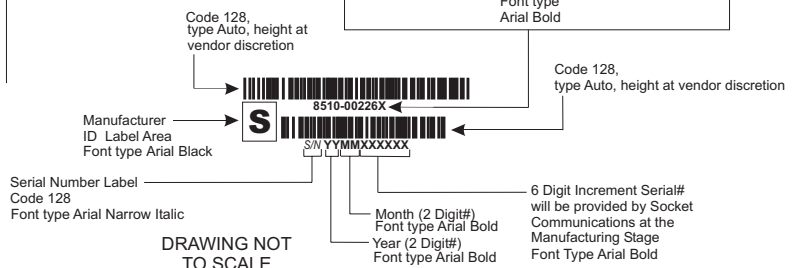
1. Reference drawing: 6510-00024 for die cut and material specifications.
- 2.) For font types see below font size at vendor discretion. Vendor must choose a size that is clear and readable by the human eye.
- 3.) Artwork should be centered top to bottom and left to right on the label. See below for reference of placing the artwork in relationship to the label.
- 4.) Artwork of the label should be oriented and laid out like Detail A.

Revision placement holder.
Placement holder should be replaced with the Revision letter provided on the ECO or ERO document.
See below for barcode info.



DRAWING
NOT TO SCALE

Manufacture must print revision letter after part number in this location.
Revision letter for the 8510 part# will be provided on the ECO or ERO document.



DRAWING NOT
TO SCALE

ALL DIMENSION IN mm

<div><div>socket</div><div>Communications, Inc.TM</div></div> <div>3740Cental Court Newark, CA. 94560</div> <div>PN: (510)744-2700 FX: (510)744-2727</div>	www.socketcom.com		Sheet 1 of 1	Original Scale 1 to 1	Drawn	James Rebello	Date 04/29/05
	<div><div></div><div></div></div>		<div><div></div><div></div></div>	Original Size A	ENGR		
				NMP Code	CHK		
					MKTG		
Drawing Title RFID Back Label			Drawing Number 6530-00176		Approved / Date		Rev A